

ES

FR

EN

MOBILIARIO INDUSTRIAL

MOBILIER INDUSTRIEL - ARREDO INDUSTRIALE
MÓVEIS INDUSTRIAIS - INDUSTRIAL FURNITURE

COLLECTION



65 años
a n s
years





A propos de HECO

Les origines du Groupe Conesa remontent aux années 30 quand Mr Antonio Conesa, grand-père de notre actuel président, fondé un atelier de carrosserie dans le secteur de l'automobile a Figueres. Plus tard, ses enfants suivent ses pas dans le secteur de l'automobile et la motocyclette. En se consacrant en même temps à la fabrication du meuble métallique, brevètent en 1962 le système d'ouverture totale de la caisse a outils comme modèle d'utilité 930 25 80.

Aujourd'hui, nous restons fidèles à notre tradition. L'amélioration continue dans tous les processus et nous ont conduits à être leaders dans notre secteur. La qualité et le service nous a fourni un vaste réseau commercial efficace qui répond à tous les besoins des clients en offrant une vaste gamme de produits standards et personnalisés.

about HECO

The origins of the Group Conesa go back in 30's, when Mr Antonio Conesa, grandfather of the current executive president, founded a workshop in the automotive sector in Figueres. Later, his children follow his steps in the automotive and motorcycle. Dedicating the same time the manufacture of metal furniture, patenting in 1962 the total Opening system of the toolboxes like 930 25 80 utility model.

Today, we remain faithful to our traditions. The continuous improvement in all processes led us to be leaders in our sector. Quality and service gave us a large efficient commercial network which answers all needs of customers by offering a wide range of standard and customized products.



sobre HECO


Los orígenes del Grupo Conesa se remontan a los años 30 cuando el abuelo del actual Presidente Ejecutivo, fundó un taller de carrocería para el sector del automóvil en Figueres.

Más adelante, sus hijos siguieron sus pasos dentro del sector del automóvil y de la motocicleta. Dedicándose al mismo tiempo a la fabricación del mueble metálico, patentando en el 1962 el sistema de apertura total de las cajas de herramientas como modelo de utilidad 930 25 80.

Hoy en día, nos mantenemos fieles a nuestra tradición. La mejora continua en todos los procesos nos han llevado a ser líderes en nuestro sector.

La calidad y servicio nos ha proporcionado un extensa red comercial eficaz en la que satisfacemos todas las necesidades del cliente ofreciendo un portafolio extenso de productos estándares y a medida.

nuestras aptitudes nos aptitudes our aptitudes



NOUS SATISFAISONS VOS
BESOINS ET ATTENTES

FULFILLING YOUR HOPES
AND EXPECTATIONS



SATISFACEMOS TUS IDEAS Y EMOCIONES

índice por series index pour séries series index

▶ SERIE 101	P 002	Caja de herramientas caisses à outils	▶ SERIE 116	P 166	Carro de taller desserte de travail
▶ SERIE 102	P 003	Caja de herramientas caisses à outils	▶ SERIE 117	P 168	Carro de taller desserte de travail
▶ SERIE 103	P 132	Armario Pc armoire informatique	▶ SERIE 118	P 201	Bancos de trabajo établis
▶ SERIE 104	P 134	Armario Pc armoire informatique	▶ SERIE 119	P 018	Armarios con cajones armoires avec tiroirs
▶ SERIE 105	P 138	Armario Pc armoire informatique	▶ SERIE 119 ASP	P 289	Accesorios y componentes accessoires et composants
▶ SERIE 106	P 039	Armarios con cajones para bancos armoires avec tiroirs pour établis	▶ SERIE 119 M	P 143	Armario sin puertas armoire sans portes
▶ SERIE 108	P 004	Caja de herramientas caisses à outils	▶ SERIE 119 E	P 177	Carro de taller desserte de travail
▶ SERIE 109	P 106	Paneles de madera panneaux en bois	▶ SERIE 119 E P C	P 252	Armarios con cajones y estanterias armoires avec tiroirs et étagères
▶ SERIE 110 1	P 116	Armarios murales con persiana armoires mureaux avec rideau	▶ SERIE 120	P 257	Accesorios y componentes accessoires et composants
▶ SERIE 110 4	P 117	Armarios murales con persiana armoires mureaux avec rideau	▶ SERIE 121	P 258	A. con cajones y estanterias con persiana a. avec tiroirs et étagères avec rideau
▶ SERIE 110 0	P 282	Soportes para paneles supports pour panneaux	▶ SERIE 121 R	P 203	Banco de trabajo plegable établi pliant
▶ SERIE 110 C	P 118	Armarios murales con cubetas armoires murales avec bacs à bec	▶ SERIE 122	P 205	Banco de trabajo con bandeja inferior établi avec plateau inférieur
▶ SERIE 110 PC C	P 123	A. murales p. correderas con cubetas a. murales p. coulissante avec bacs à bec	▶ SERIE 122 ASP	P 206	Banco de trabajo con ruedas établi avec roues
▶ SERIE 110 PC P	P 121	Armarios murales puertas correderas armoires murales portes coulissantes	▶ SERIE 122 C	P 026	Armarios con cajones armoires avec tiroirs
▶ SERIE 110 PV	P 122	Armarios murales puertas metacrilato armoires murales portes méthacrylate	▶ SERIE 122 1 A 01	P 289	Accesorios y componentes accessoires et composants
▶ SERIE 110 W 01	P 232	Armario CPU con persiana armoire pour tour d'ordinateur avec rideau	▶ SERIE 123	P 145	Armario sin puertas armoire sans portes
▶ SERIE 111	P 188	Bancos de trabajo modulares établi modulaire	▶ SERIE 126 W	P 268	Complementario para mostrador complément pour présentoir
▶ SERIE 112	P 188	Bancos de trabajo modulares établi modulaire	▶ SERIE 127 W	P 230	Armarios con cajones workoffice armoires avec tiroirs workoffice
▶ SERIE 112 SL	P 284	Accesorios y componentes accessoires et composants	▶ SERIE 129	P 170	Carro de taller desserte de travail
▶ SERIE 112 PG	P 193	Bancos de trabajo établis	▶ SERIE 130	P 030	Armarios con cajones armoires avec tiroirs
▶ SERIE 112 PH	P 287	Accesorios y componentes accessoires et composants	▶ SERIE 132	P 289	Accesorios y componentes accessoires et composants
▶ SERIE 112 PM	P 112	Soporte para luminaria support pour luminaire	▶ SERIE 133	P 056	Armarios con dos puertas armoires avec deux portes
▶ SERIE 112 R	P 195	Bancos de trabajo con pies graduables établis avec pieds réglables	▶ SERIE 134	P 057	Armarios con dos puertas armoires avec deux portes
▶ SERIE 112 W	P 287	Accesorios y componentes accessoires et composants	▶ SERIE 135 ASP	P 230	A. con dos puertas workoffice a. avec deux portes workoffice
▶ SERIE 112 RE	P 199	Banco de trabajo hidráulico établi hydraulique	▶ SERIE 136 2	P 260	Armarios con puertas y cajones armoires avec portes et tiroirs
▶ SERIE 113	P 200	Banco de trabajo eléctrico établi électrique	▶ SERIE 136 ASP	P 231	A. con puertas y cajones workoffice a. avec portes et tiroirs workoffice
▶ SERIE 114	P 196	Bancos de trabajo con ruedas établis avec roues	▶ SERIE 136 1	P 223	Cajones para bancos tiroirs pour établis
▶ SERIE 114 M	P 287	Accesorios y componentes accessoires et composants		P 243	Armarios-botiquín armoires de premier secours
▶ SERIE 115	P 231	Encimera en castaño workoffice plan de travail en châtaigner workoffice		P 223	Cajones para bancos tiroirs pour établis
▶ SERIE 115 C	P 297	Regleta eléctrica réglette électrique		P 223	Cajones para bancos tiroirs pour établis
▶ SERIE 115 ASP	P 225	Cajones para bancos tiroir pour établis		P 157	Carro de taller desserte de travail
▶ SERIE 115 M	P 162	Armarios para herramientas armoires pour outils		P 034	Armarios con cajones armoires avec tiroirs
▶ SERIE 115 E	P 161	Carro de taller desserte de travail		P 289	Accesorios y componentes accessoires et composants
	P 014	Armarios con cajones armoires avec tiroirs		P 147	Armario sin puertas armoire sans portes
	P 289	Accesorios y componentes accessoires et composants		P 177	Carro de taller desserte de travail
	P 267	Complemento para mostrador complément pour comptoir		P 038	Armarios con cajones armoires avec tiroirs
	P 142	Armario sin puertas armoire sans portes		P 289	Accesorios y componentes accessoires et composants
	P 177	Carro de trabajo con cajones servante d'atelier avec tiroirs		P 148	Armarios sin puertas armoires sans portes
	P 246	Armarios con cajones y estanterias armoires avec tiroirs et étagères		P 061	Armarios con puertas armoires avec portes
	P 251	Accesorios y componentes accessoires et composants			

▶ SERIE 136	P 207	Banco de trabajo configurable établi personnalisé	▶ SERIE 160	P 099	Armarios para ropa limpia armoires pour linge propre
▶ SERIE 137	P 210	Banco de trabajo con aglomerado établi avec aggloméré	▶ SERIE 160 O	P 101	Almacenaje de ropa para lavar stockage des vêtements à laver
▶ SERIE 138	P 005	Arcón coffre	▶ SERIE 161	P 240	Armarios fitosanitarios armoires phytosanitaires
▶ SERIE 139	P 154	Carros de trabajo desserte de travail	▶ SERIE 162	P 085	Armarios con puertas armoires avec portes
▶ SERIE 140	P 155	Carros de trabajo desserte de travail	▶ SERIE 163	P 102	Armarios para vestuario armoires vestiaire
▶ SERIE 141	P 113	Panel perforado brico panneau perforé brico	▶ SERIE 170	P 276	Estanterias étagères
	P 283	Soportes para paneles supports pour panneaux		P 278	Componentes composants
▶ SERIE 142	P 211	Banco de trabajo ideal établi idéal	▶ SERIE 200	P 008	Estuche de plástico boitier en plastique
▶ SERIE 143	P 022	Armario con cajones armoire avec tiroirs	▶ SERIE 201	P 009	Caja de plástico caisses de plastique
▶ SERIE 143 ASP	P 144	Armario sin puertas armoire sans portes	▶ SERIE 202	P 010	Caja de plástico caisses de plastique
▶ SERIE 144	P 114	Panel perforado brico panneau perforé brico	▶ SERIE 203	P 011	Caja de plástico caisses de plastique
▶ SERIE 145	P 108	Panel perforado panneau perforé	▶ SERIE 304 1	P 273	Armario vestuario en acero inoxidable armoire vestiaire en acier inoxydable
▶ SERIE 145 CTP	P 112	Soportes para paneles supports pour panneaux	▶ SERIE 304 2	P 274	Armario vestuario en acero inoxidable armoire vestiaire en acier inoxydable
▶ SERIE 145 10 R	P 182	Panel perforado con ruedas panneau perforé avec roues	▶ SERIE 304 3	P 275	Armario vestuario en acero inoxidable armoire vestiaire en acier inoxydable
▶ SERIE 145 07	P 231	Panel perforado workoffice panneau perforé workoffice	▶ SERIE 304 BV	P 271	Banco en acero inoxidable banc en acier inoxydable
▶ SERIE 145 C	P 110	Panel perforado con cubetas panneau perforé avec bacs à bec	▶ SERIE 304 BT	P 272	Mesa en acero inoxidable table en acier inoxydable
▶ SERIE 146	P 156	Carros de trabajo desserte de travail	▶ SERIE 400	P 041	Armario archivadores armoire à classeurs
▶ SERIE 147	P 172	Carros de taller servante d'atelier	▶ SERIE V	P 299	Cubetas casiers
▶ SERIE 148	P 173	Carros de taller servante d'atelier	▶ SERIE V-420	P 086	Armario con cubetas armoire avec casiers
▶ SERIE 149	P 176	Carros de taller servante d'atelier	▶ SERIE V-ABULL	P 088	Estanterias con cubetas étagères avec bacs à bec
▶ SERIE 149 O	P 176	Componentes carros de taller composants servante d'atelier	▶ SERIE V-640 H	P 125	Paneles con cubetas panneaux avec bacs à bec
▶ SERIE 150	P 212	Banco de trabajo établi	▶ SERIE V-CONT	P 183	Paneles móvil con cubetas panneaux mobile avec bacs à bec
▶ SERIE 150 A	P 213	Banco de trabajo établi	▶ SERIE ASP CA	P 150	Complementos para armarios sin puertas complément pour armoire sans portes
▶ SERIE 150 P	P 214	Banco de trabajo établi	▶ MOSTRADORES / COMPTOIRS / COUNTERS P 266		
▶ SERIE 150 S	P 215	Banco de trabajo établi			
▶ SERIE 151	P 178	Carros de taller servante d'atelier		VIPA	
▶ SERIE 152	P 222	Banco de trabajo établi	P 300	▶ V-PUMA	
▶ SERIE 153	P 224	Cajones para bancos tiroirs pour établis	P 301	▶ V-APE	
▶ SERIE 154	P 062	Pupitres y armarios bajos pupitre et armoires basses	P 301	▶ V-BLOCK	
▶ SERIE 155	P 093	Armarios para vestuario armoires vestiaire	P 302	▶ V-LINCE	
▶ SERIE 156	P 093	Armarios para vestuario armoires vestiaire	P 302	▶ V-BULL	
▶ SERIE 156 BV	P 092	Bancos para vestuario bancs pour vestiaire	P 303	▶ V-FOX	
▶ SERIE 157	P 065	Armarios con puertas armoires avec portes	P 303	▶ V 450 / V 460	
▶ SERIE 157 C	P 069	Armarios con puertas para cubetas armoires avec portes pour bacs à bec		INFO	
▶ SERIE 158	P 070	Armarios con puertas armoires avec portes	P 308	▶ COLORES COULEURS	
▶ SERIE 158 C	P 072	Armarios con puertas para cubetas armoires avec portes pour bacs à bec	P 309	▶ SIMBOLOGIA SYMBOLOGIE	
▶ SERIE 159	P 074	Armarios con puertas armoires avec portes	P 045	▶ CAJONES TIROIRS	
▶ SERIE 159 C	P 079	Armarios con puertas para cubetas armoires avec portes pour bacs à bec	P 047	▶ DIVISION DE CAJONES SÉPARATION DES TIROIRS	
▶ SERIE 159 P	P 082	Armarios con persiana armoires avec rideau	P 291	▶ CIERRES ELECTRÓNICOS SERRURES ÉLECTRONIQUES	
▶ SERIE 159 F6	P 084	Armarios con puertas armoires avec portes			

índice index index




**Cajas de herramientas
y arcones, 1**
Caisse à outils et coffres
Metallic toolboxes and
storage boxes



Armarios con cajones, 13
Armoires avec tiroirs
Cabinets with drawers

Armarios con puertas, 55
Armoires à portes
Cabinets with doors

Armarios para vestuario, 91
Armoires vestiaire
Lockers



Armarios y paneles murales, 105
Armoires et panneaux muraux
Cabinets and wall panels

Armarios Pc, 131
Armoires informatiques
PC Workstations

Armarios sin puertas, 141
Armoires sans portes
Cabinets without doors



Carros de trabajo, 153
Desserte de travail
Work Trolleys

Carros de taller, 165
Servante d'atelier
Workshop Trolleys

Paneles móviles, 181
Panneaux mobile
Mobile panels



Bancos de trabajo, 187
Établis
Workbenches


WORKOFFICE, 227
Espacio de trabajo
personalizado
Poste de travail personnalisé
Personalized Workstations



**Armarios para almacenaje
específico, 239**
Armoire pour stockage
spécifique
Cabinets for specific storage




**Soluciones modulares
y mostradores, 245**
Solutions modulaires
et comptoirs
Modular solutions
and counters



Accesorios y componentes, 281
Accessoires et composants
Accessories and components

Cubetas de plástico, 299
Casiers en plastique
Plastic trays



+ INFO, 307

CAISSES À OUTILS ET COFFRES

TOOLBOXES AND STORAGE BOXES




FR

- Stockage outils et accessoires pour optimiser l'ordre, la distribution et la visualisation.
- Tôle de 6/10 mm pour les caisses à outils et 10/10 mm pour les coffres
- Caisses plastique en Polystyrène.
- Accessoires disponibles pour caisses à outils: boîtes en plastique et séparations réglables.
- Dessinées pour fermer avec une plus grande sécurité.
- Poignée rabattable.
- Couleur standard bleu martelé possibilité teintes en option.

EN

- Storage for tools and accessories to optimize order, distribution and visual display.
- 0,6 mm sheet metal for toolboxes and 1mm for storage boxes
- Plastic boxes made from resistant Polystyrene.
- Available accessories for toolboxes: plastic trays and adjustable divisors.
- Designed for high-security closure.
- Folding handle.
- Standard colour hammered blue possibility optional colours.

CAJAS DE HERRAMIENTAS Y ARCONES



ES

- Almacenaje para herramientas y accesorios para optimizar el orden, la distribución y la visualización.
- Chapa de 0,6 mm para cajas metálicas y 1 mm para arcones
- Cajas de plástico en Poliestireno.
- Accesorios disponibles para cajas de herramientas: cubetas de plástico y divisiones graduables.
- Diseñadas para cerrar con mayor seguridad.
- Asa abatible.
- Color estándar azul martelé posibilidad colores en opción.

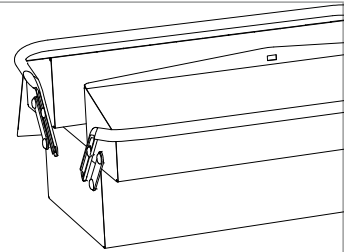


www



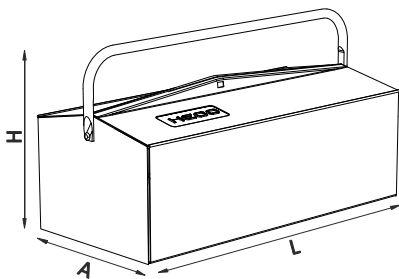
INFO
CAJAS DE HERRAMIENTAS / CAISSES À OUTILS / TOOLBOXES

Sistema de apertura instantánea patentado como modelo de utilidad 930 25 80, en 1962.
 Système d'ouverture instantanée brevetée comme modèle d'utilité 930 25 80 en 1962.
 Full-opening system patented like 930 25 80 utility model in 1962.


SERIE 101

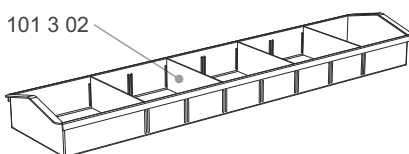
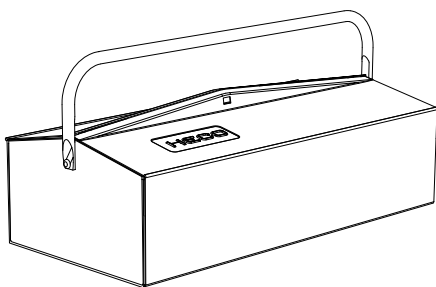
ref. 101 3 / 101 5

Caja de herramientas con 1 compartimento.
 Caisse à outils avec 1 compartiment.
 Toolbox with 1 compartment.



0.6 mm

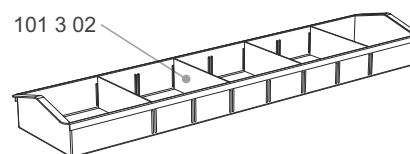
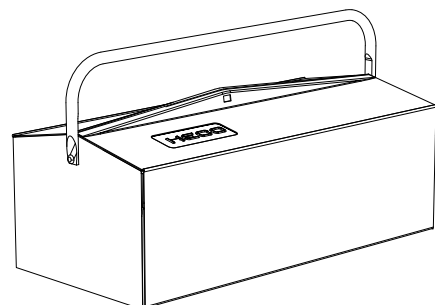
 Asa abatible.
 Poignée rabattable.
 Folding handle.

SERIE 101 3 STANDARD


8.4 L

				LxAxH
101 3 01	101 3	8,3 Kg	4	400 x 215 x 110

	accesorios / accessoires / accesories		
1	101 3 01	bandeja / plateau / tray	
3	101 3 02	division / séparation / division	
-		candado / cadenas / padlock Ø 7mm	

SERIE 101 5 STANDARD


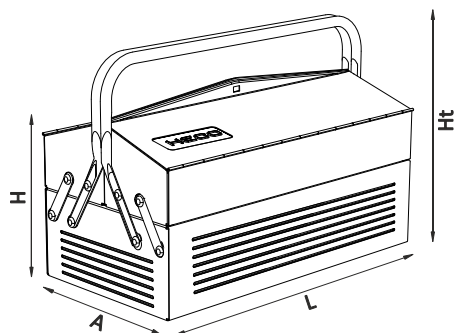
13.7 L

				LxAxH
101 3 01	101 5	9,7 Kg	4	400 x 215 x 170


	accesorios / accessoires / accesories		
1	101 3 01	bandeja / plateau / tray	
3	101 3 02	division / séparation / division	
-		candado / cadenas / padlock Ø 7mm	

SERIE 102 ref. 102 3 / 102 5 / 102 5 1 / 102 7

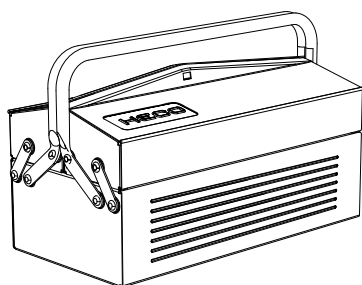
Caja de herramientas con 3 compartimentos y divisiones.
Caisse à outils avec 3 compartiments et séparateurs.
Toolbox with 3 compartments and divisions.



e 0.6 mm



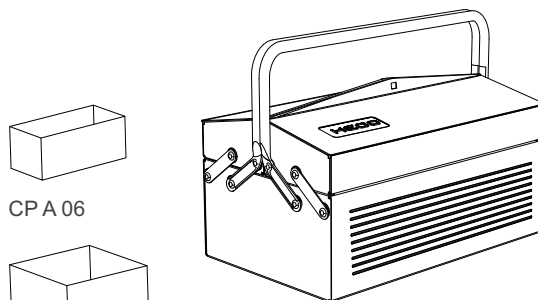
SERIE 102 3 STANDARD



e 8.2 L

			L x A x H	Ht
	102 3	9,2 Kg	330 x 175 x 140	210
e	accesorios / accessoires / accessories			
3	102 3 01		división / séparation / division	
-	e		candado / cadenas / padlock Ø 7mm	

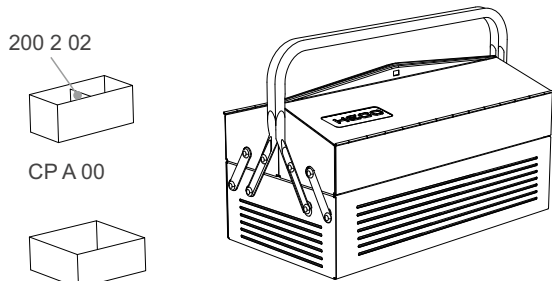
SERIE 102 5 1 STANDARD



e 14.9 L

			L x A x H	Ht
	102 5 1	17 Kg	400 x 245 x 230	310
e	accesorios / accessoires / accessories			
3	102 7 01		división / séparation / division	
1	CP A 06		cubeta / boîte / tray 120x60x50	
1	CP A 07		cubeta / boîte / tray 120x120x50	
-	e		candado / cadenas / padlock Ø 7mm	

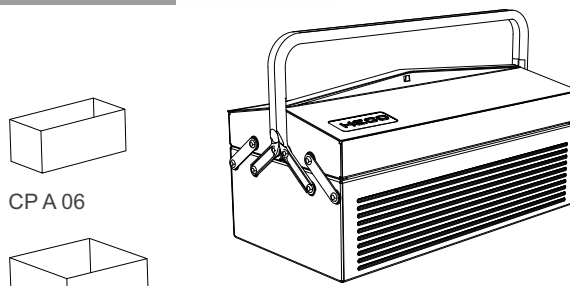
SERIE 102 5 STANDARD



e 15.5 L

			L x A x H	Ht
	102 5	14 Kg	400 x 210 x 195	275
e	accesorios / accessoires / accessories			
1	102 5 01		division metálica / séparation métallique / metal division	
1	CP A 00		cubeta / boîte / tray 100x50x50	
1	200 2 02		división cubeta plástico/séparation boîte plastique/plastic division tray	
1	CP A 02		cubeta / boîte / tray 100x100x50	
-	e		candado / cadenas / padlock Ø 7mm	

SERIE 102 7 STANDARD



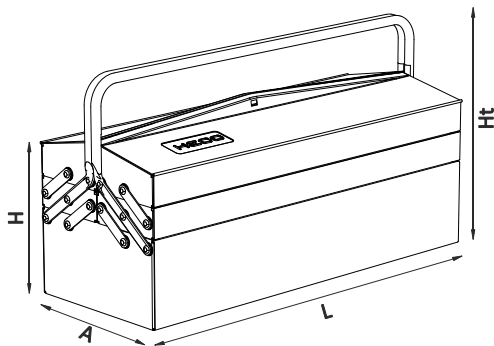

e 24.4 L

			L x A x H	Ht
	102 7	21,5 Kg	485 x 245 x 230	310
e	accesorios / accessoires / accessories			
1	102 7 01		division metálica / séparation métallique / metal division	
1	CP A 06		cubeta / boîte / tray 120x60x50	
1	CP A 07		cubeta / boîte / tray 120x120x50	
-	e		candado / cadenas / padlock Ø 7mm	

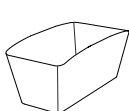
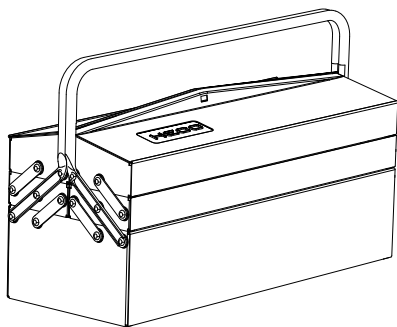
SERIE 108

ref. 108 5 / 108 7

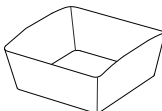
Caja de herramientas con 5 compartimentos y divisiones.
 Caisse à outils avec 5 compartiments et séparateurs.
 Toolbox with 5 compartments and divisions.



0.6 mm

SERIE 108 5 STANDARD


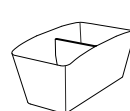
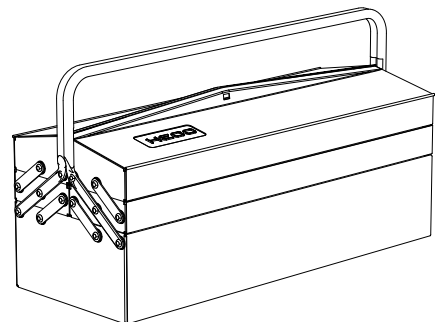
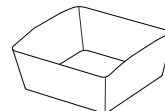
108 0 02



108 0 01

16.4 L

				L x A x H	Ht
	108 5	19 Kg	4	430 x 205 x 210	300
	accesorios / accessoires / accessories				
5	102 5 01	division metálica / séparation métallique / metal division			
1	108 0 01	cubeta / boîte / tray 100x100x42			
1	108 0 02	cubeta / boîte / tray 100x50x42			
-		candado / cadenas / padlock Ø 7mm			

SERIE 108 7 STANDARD

 108 0 02
 200 0 02


108 0 01

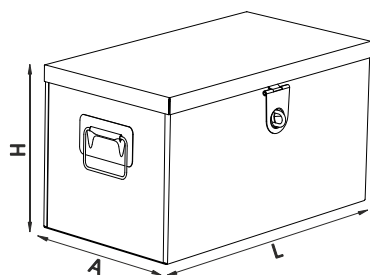

20.2 L

				L x A x H	Ht
	108 7	23 Kg	4	530 x 205 x 210	300
	accesorios / accessoires / accessories				
5	102 5 01	division metálica / séparation métallique / metal division			
1	108 0 01	cubeta / boîte / tray 100x100x42			
1	108 0 02	cubeta / boîte / tray 100x50x42			
-	200 2 02	division cubeta plástico / séparation boîte plastique / plastic division tray			
-		candado / cadenas / padlock Ø 7mm			

SERIE 138

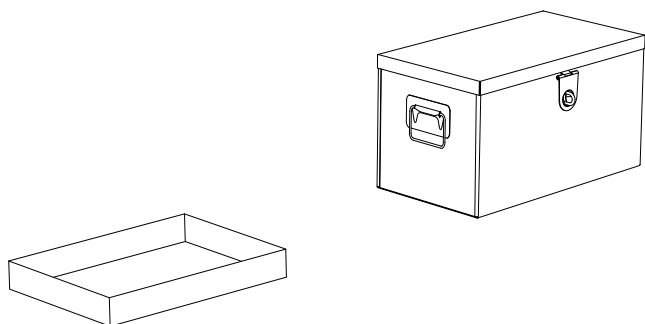
ref. 138 1 - 138 20

Arcones de gran capacidad.
Coffres de grande capacité.
High capacity storage metal trunk.





 Asa abatible.
Poignée rabattable.
Folding handle.



SERIE 138 1 STANDARD



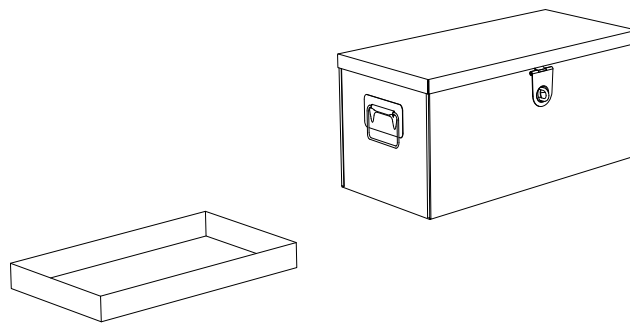
138 1 B

				LxAxH
138 1	14,5 Kg	2		450 x 250 x 250



 28.1 L
 0,8 mm

accesorios opcionales / accessoires optionnels / optional accessories	
 138 1 B	bandeja / plateau / tray 304x222x40
	candado / cadenas / padlock Ø 10 mm



SERIE 138 2 STANDARD



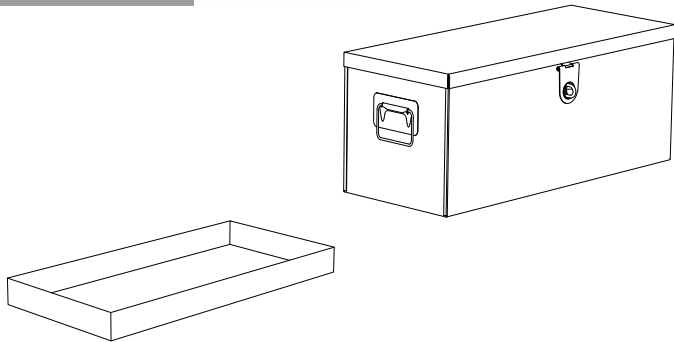
138 2 B

				LxAxH
138 2	16 Kg	2		530 x 250 x 250

 33.1 L
 0,8 mm

accesorios opcionales / accessoires optionnels / optional accessories	
 138 2 B	bandeja / plateau / tray 384x222x40
	candado / cadenas / padlock Ø 10 mm

SERIE 138 3 STANDARD



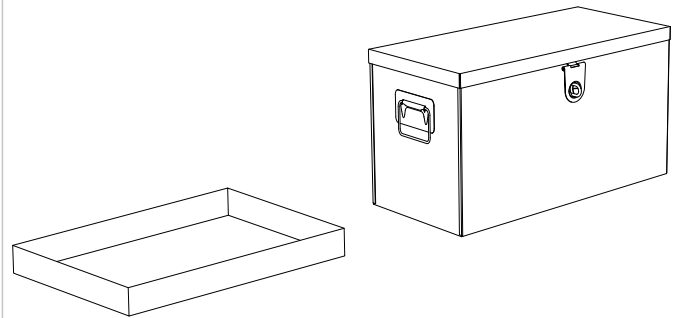
138 3 B

			L x A x H
138 3	18 Kg	2	610 x 250 x 250

38.1 L
 0,8 mm

accesorios opcionales / accessoires optionnels / optional accessories		
	138 3 B	bandeja / plateau / tray 464x222x40
		candado / cadenas / padlock Ø 10 mm

SERIE 138 4 STANDARD



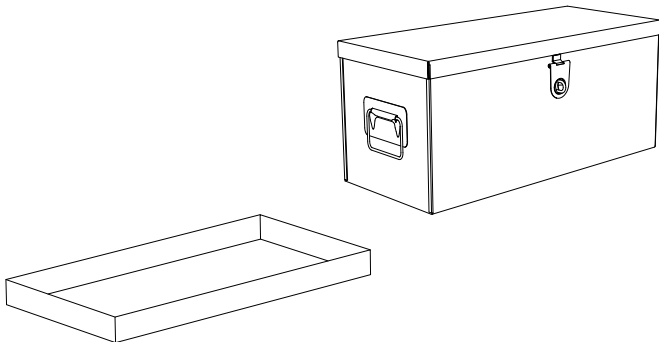
138 4 B

			L x A x H
138 4	19 Kg	2	530 x 290 x 290

44.6 L
 0,8 mm

accesorios opcionales / accessoires optionnels / optional accessories		
	138 4 B	bandeja / plateau / tray 262x384x40
		candado / cadenas / padlock Ø 10 mm

SERIE 138 5 STANDARD



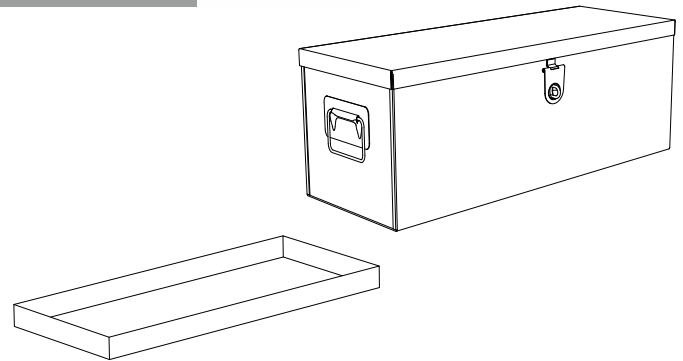
138 5 B

			L x A x H
138 5	22 Kg	2	650 x 290 x 290

54.7 L
 1 mm

accesorios opcionales / accessoires optionnels / optional accessories		
	138 5 B	bandeja / plateau / tray 504x262x40
		candado / cadenas / padlock Ø 10 mm

SERIE 138 6 STANDARD



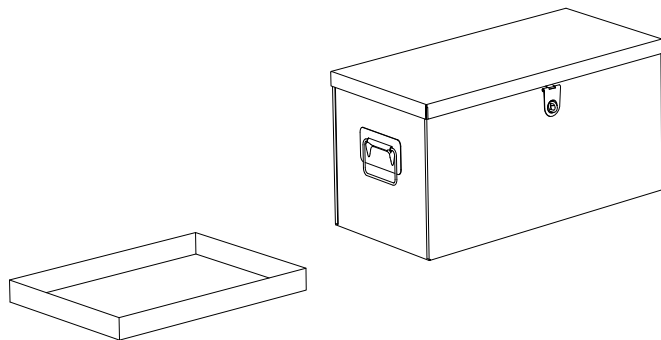
138 6 B

			L x A x H
138 6	25 Kg	2	770 x 290 x 290

64.8 L
 1 mm

accesorios opcionales / accessoires optionnels / optional accessories		
	138 6 B	bandeja / plateau / tray 624x262x40
		candado / cadenas / padlock Ø 10 mm

SERIE 138 7 STANDARD



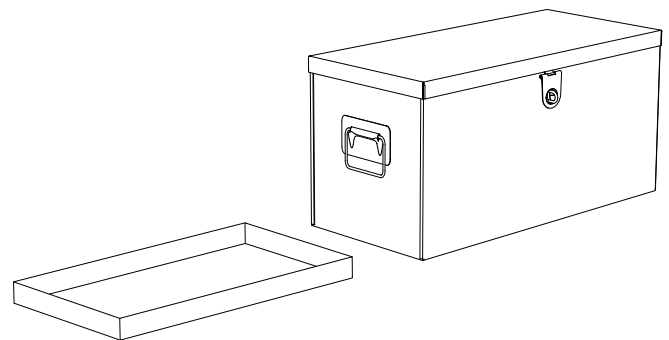
138 7 B

			L x A x H
138 7	24,6 Kg	2	565 x 330 x 330

61.5 L
 1 mm

accesorios opcionales / accessoires optionnels / optional accessories		
	138 7 B	bandeja / plateau / tray 419x302x40
		candado / cadenas / padlock Ø 10 mm

SERIE 138 8 STANDARD



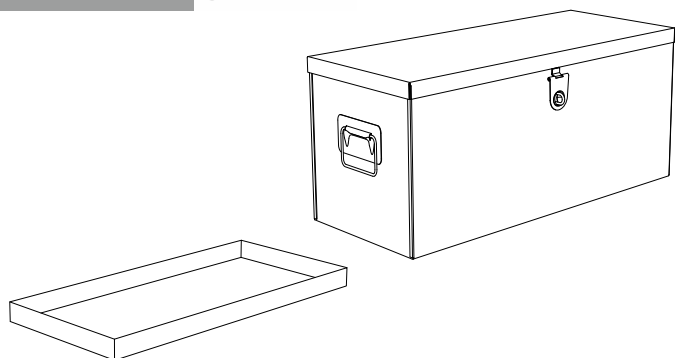
138 8 B

			L x A x H
138 8	28,5 Kg	2	685 x 330 x 330

74.6 L
 1 mm

accesorios opcionales / accessoires optionnels / optional accessories		
	138 8 B	bandeja / plateau / tray 539x302x40
		candado / cadenas / padlock Ø 10 mm

SERIE 138 9 STANDARD



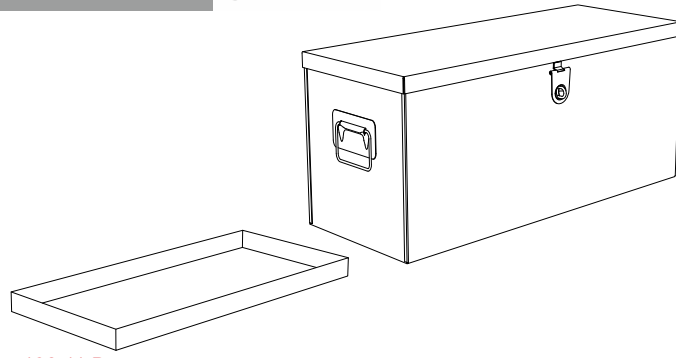
138 9 B

				L x A x H
138 9	32,74 Kg	2		805 x 330 x 330

87.7 L
 1 mm

accesorios opcionales / accessoires optionnels / optional accessories	
138 9 B	bandeja / plateau / tray 659x302x40
138 9 B	candado / cadenas / padlock Ø 10 mm

SERIE 138 11 STANDARD



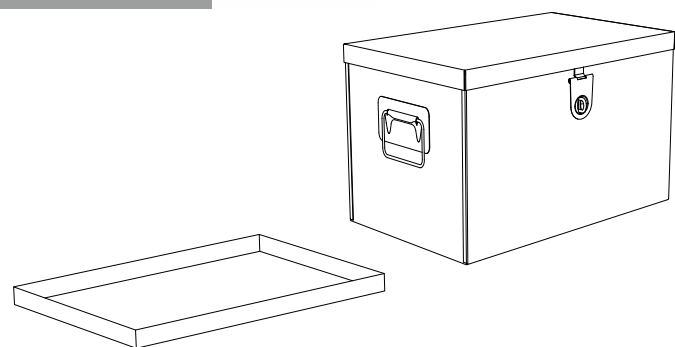
138 11 B

				L x A x H
138 11	19,8 Kg	1		835 x 370 x 370

114.3 L
 1 mm

accesorios opcionales / accessoires optionnels / optional accessories	
138 11 B	bandeja / plateau / tray 689x342x40
138 11 B	candado / cadenas / padlock Ø 10 mm

SERIE 138 13 STANDARD



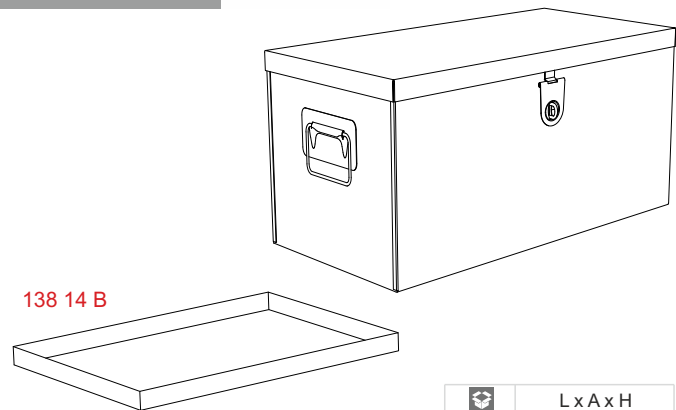
138 13 B

				L x A x H
138 13	27,5 Kg	1		800 x 500 x 500

200 L
 1 mm

accesorios opcionales / accessoires optionnels / optional accessories	
138 13 B	bandeja / plateau / tray 654x470x40
138 13 B	candado / cadenas / padlock Ø 10 mm

SERIE 138 14 STANDARD



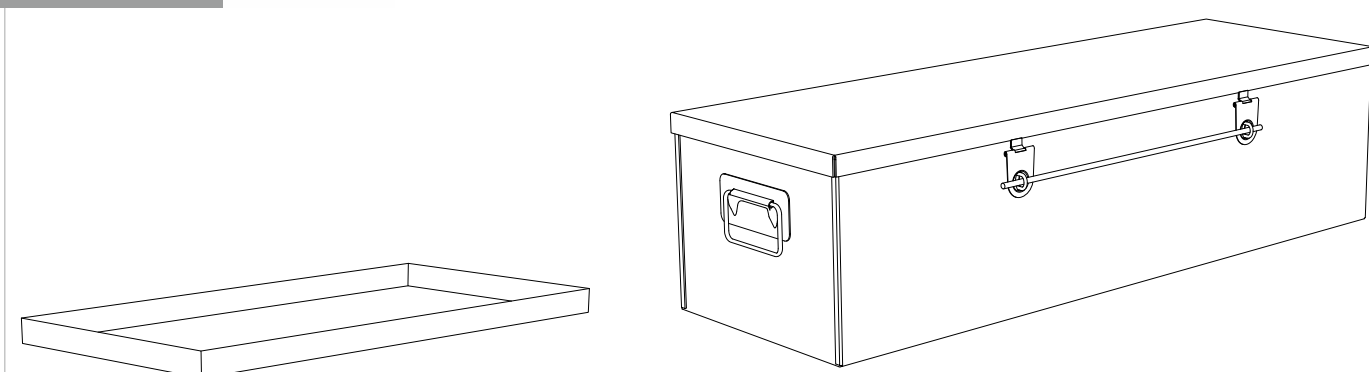
138 14 B

				L x A x H
138 14	27,5 Kg	1		1000 x 500 x 500

250 L
 1 mm

accesorios opcionales / accessoires optionnels / optional accessories	
138 14 B	bandeja / plateau / tray 854x470x40
138 14 B	candado / cadenas / padlock Ø 10 mm

SERIE 138 20 STANDARD



138 20 B

				L x A x H
138 20	37,5 Kg	1		1400 x 470 x 360

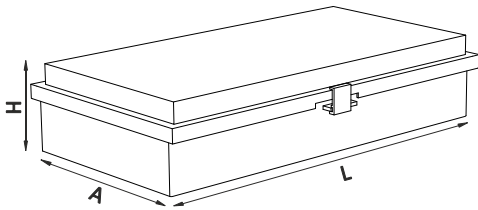
236.9 L
 1,2 mm

accesorios opcionales / accessoires optionnels / optional accessories	
138 20 B	bandeja / plateau / tray 1254x440x40
138 20 B	candado / cadenas / padlock Ø 10 mm

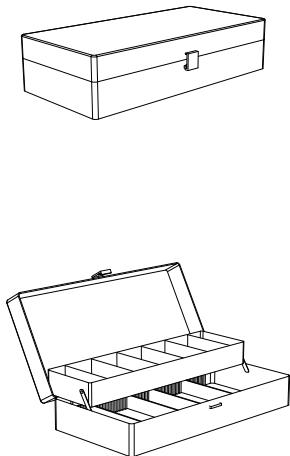
SERIE 200

ref. 200 1 / 200 2 / 200 3

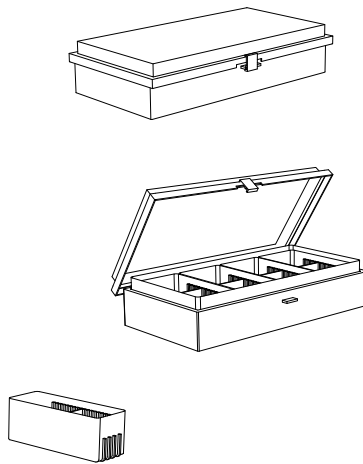
Estuche de plástico Poliestireno para accesorios.
 Boitier en plastique Polystyrène pour les accessoires.
 Plastic Polystyrene case for accesories.



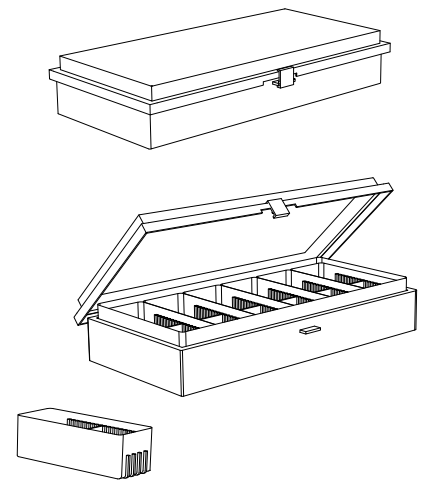
Cajas de plástico en Poliestireno.
 Caisses plastique en Polystyrène.
 Plastic boxes made from Polystyrene.

SERIE 200 1 STANDARD


			L x A x H
200 1	2,9 Kg	12	210 x 110 x 45
	accesorios / accessoires / accesories		
4	200 1 01	division plástico / séparation plastique / plastic division	

SERIE 200 2 STANDARD

 200 2 01
 200 2 02

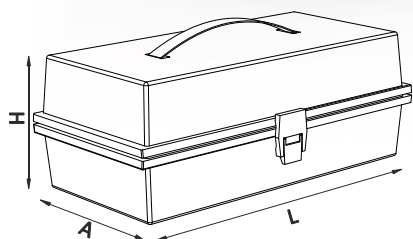
			L x A x H
200 2	3,6 Kg	12	210 x 110 x 45
	accesorios / accessoires / accesories		
4	200 2 01	cubeta / boîte / tray 96x50x40	
4	200 2 02	division plástico / séparation plastique / plastic division	

SERIE 200 3 STANDARD

 200 3 01
 200 3 02

			L x A x H
200 3	8,3 Kg	12	315 x 160 x 55
	accesorios / accessoires / accesories		
6	200 3 01	cubeta / boîte / tray 150x50x40	
6	200 3 02	division plástico / séparation plastique / plastic division	

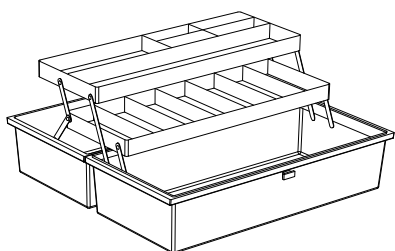
SERIE 201 ref. 201 1 / 201 2 / 201 3

Estuche de plástico Poliestireno para accesorios.
Boitier en plastique Polystyrène pour les accessoires.
Plastic Polystyrene case for accessories.



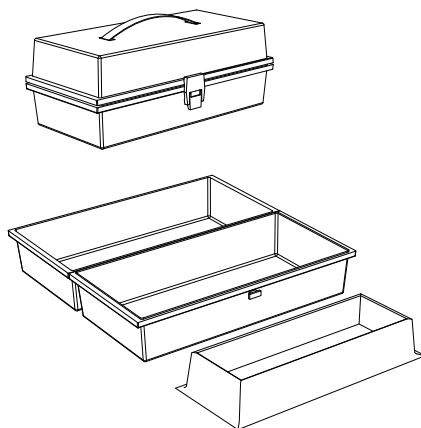
Cajas de plástico en Poliestireno.
Caisse plastique en Polystyrène.
Plastic boxes made from Polystyrene.

SERIE 201 1 STANDARD



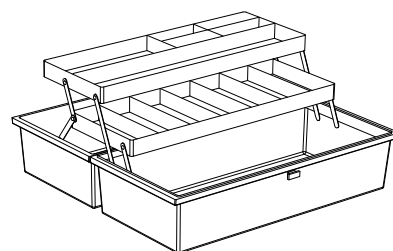
			LxAxH
201 1	11,8 Kg	12	340 x 158 x 132
	gris / gris / grey		

SERIE 201 2 STANDARD



			LxAxH
201 2	10,2 Kg	12	340 x 158 x 132
	gris / gris / grey		

SERIE 201 3 STANDARD

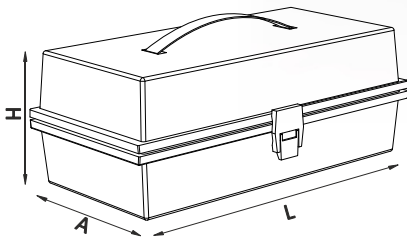
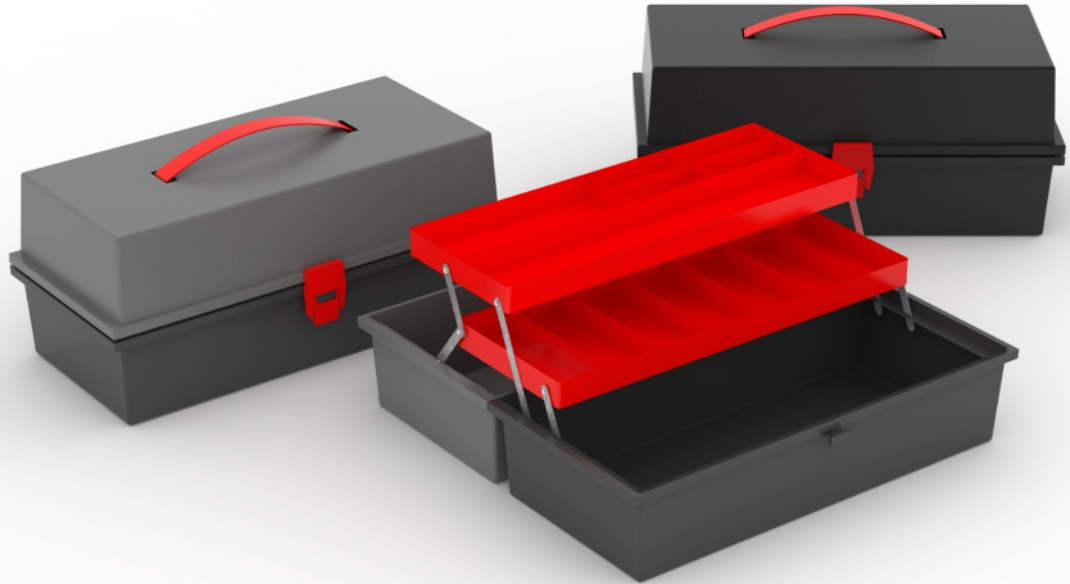


			LxAxH
201 3	11,8 Kg	12	340 x 158 x 132
	negro / noir / black		

SERIE 202

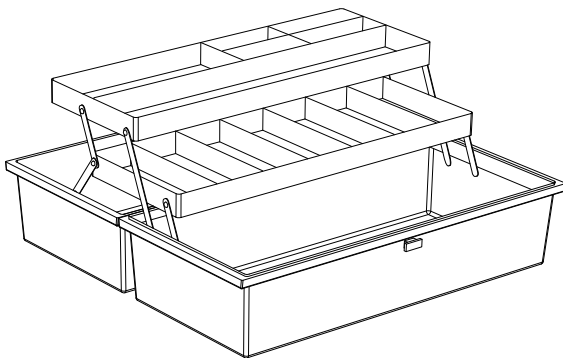
ref. 202 1 / 202 2

Caja de herramientas de plástico Poliestireno con 4 compartimentos.
 Caisse à outils en plastique Polystyrène avec 4 compartiments.
 Plastic Polystyrene toolbox with 4 compartments.



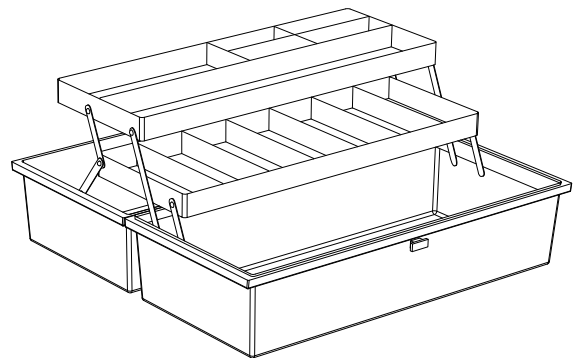
Cajas de plástico en Poliestireno.
 Caisses plastique en Polystyrène.
 Plastic boxes made from Polystyrene.

SERIE 202 1 STANDARD



			L x A x H
202 1	17,6 Kg	12	380 x 180 x 165
	gris / gris / grey		

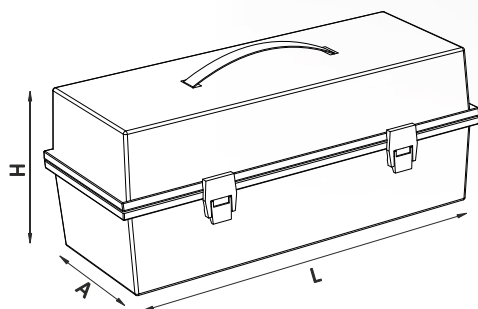

SERIE 202 2 STANDARD



			L x A x H
202 2	17,6 Kg	12	380 x 180 x 165
	negro / noir / black		

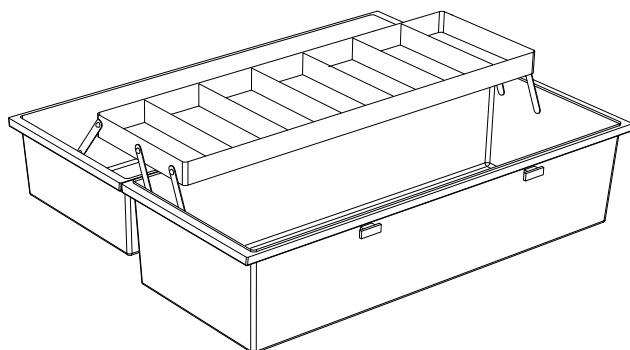
SERIE 203 ref. 203 1



Caja de herramientas de plástico Poliestireno con 4 compartimentos.
 Caisse à outils en plastique Polystyrène avec 4 compartiments.
 Plastic Polystyrene toolbox with 4 compartments.



Cajas de plástico en Poliestireno.
 Caisse plastique en Polystyrène.
 Plastic boxes made from Polystyrene.


SERIE 203 1 STANDARD



			L x A x H
203 1	10,7 Kg	6	450 x 200 x 185
	gris / gris / grey		

ARMOIRES A TIROIRS

CABINETS WITH DRAWERS




FR

- Grande variété de tailles et configurations.
- Conception robuste et résistante.
- Verrouillage centralisé.
- Système anti-renversement.
- Glissières à roulements.
- Poignées en aluminium avec porte-étiquettes.
- Tiroirs rainurés avec séparateurs pour la classification.
- Système RFID en option.
- Délai de livraison 10 jours ouvrables.
- Couleur standard bleu martelé possibilité teintes en option.

EN

- Wide range of sizes and configurations.
- Strong and resistant design.
- Central locking.
- Anti-roll system.
- Bearing slides.
- Aluminum handles with label holders.
- Grooved drawers with dividers.
- Optional RFID system.
- Delivery time 10 working days.
- Standard colour hammered blue possibility optional colours.

ARMARIOS CON CAJONES



ES

- Gran variedad de medidas y configuraciones.
- Diseño robusto y resistente.
- Cierre centralizado.
- Sistema antivuelco.
- Guías con rodamientos.
- Asas de aluminio con portaetiquetas.
- Cajones ranurados con separadores para la clasificación.
- Cierre electrónico. Sistema RFID opcional.
- Plazo de entrega 10 días laborables.
- Color estándar azul martelé posibilidad colores en opción.



SERIE 115

ref. 115 1 / 115 2 / 115 4

Sistema antivuelco.
Système anti-renversement.
Anti-roll system.

Cierre centralizado.
Verrouillage centralisé.
Central locking.





SERIE 115 4

SERIE 115 2

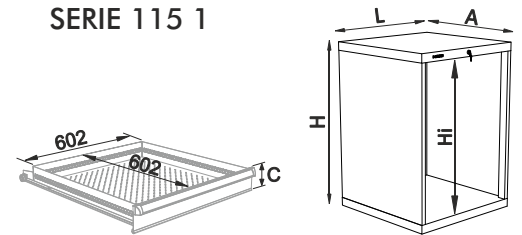
SERIE 115 1

Guías simples o telescópicas.
Glissières simples ou télescopiques.
Simple or telescopic slides.



GS Apertura 90%.
Ouverture 90%.
90% opening.

GT Apertura 100%.
Ouverture 100%.
100% opening.



		LxAxH (mm)	Hi (mm)
115 1	42 Kg	714x707x700	600
115 2	49 Kg	714x707x1000	900
115 4	56 Kg	714x707x1400	1300

e 1 mm

SERIE 115	C=50	GS 100 KG		GT 50 KG		GT 100 KG		GT 200 KG		GT 200 KG		PORTACONOS PORTE-CÔNES TOOL HOLDER
		Model	Weight	Model	Weight	Model	Weight	Model	Weight	Model	Weight	
	C=75	● 115 S100 C75	9Kg	● 115 T50 C75	6Kg	● 115 T100 C50	10,5Kg	● 115 T200 C75	15Kg			
	C=100	● 115 S100 C100	10,5Kg	● 115 T50 C100	7Kg	● 115 T100 C75	11Kg	● 115 T200 C100	16Kg			115 T200 ISO 40
	C=125	● 115 S100 C125	11Kg	● 115 T50 C125	7,5Kg	● 115 T100 C100	12,5Kg	● 115 T200 C125	17Kg			115 T200 HSK 50
	C=150	● 115 S100 C150	12,5Kg	● 115 T50 C150	8,5Kg	● 115 T100 C125	13Kg	● 115 T200 C150	18Kg			115 T200 HSK 63
	C=200	● 115 S100 C200	13Kg	● 115 T50 C200	9,5Kg	● 115 T100 C150	13,5Kg	● 115 T200 C150	18Kg			115 T200 HSK 80
	C=250	● 115 S100 C250	14Kg	● 115 T50 C250	10,5Kg	● 115 T100 C200	14,5Kg	● 115 T200 C200	19,5Kg			115 T200 ISO 50
	C=300					● 115 T100 C250	15,5Kg	● 115 T200 C250	20,5Kg			115 T200 HSK 100
												28Kg
		e 1.5 mm		e 1 mm		e 1.5 mm		e 1.5 mm		e 1.5 mm		

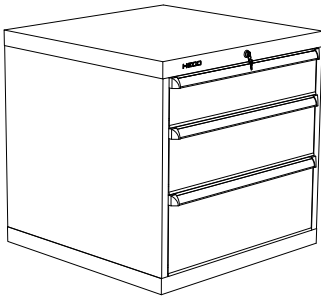


ACCESORIOS. Ver información (PAG. 289).
ACCESSOIRES. Voir information (PAG. 289).
ACCESORIES. See information (PAG. 289).

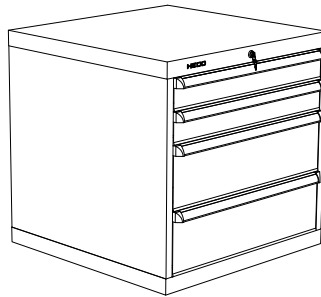


Los cajones no incluyen divisiones.
Les tiroirs n'inclus pas les séparations.
Divisions for drawers no included.

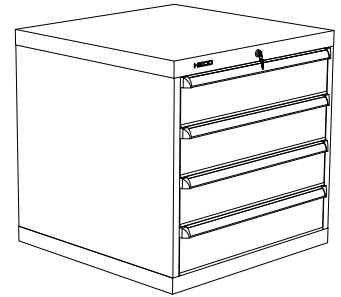
SERIE 115 1 STANDARD



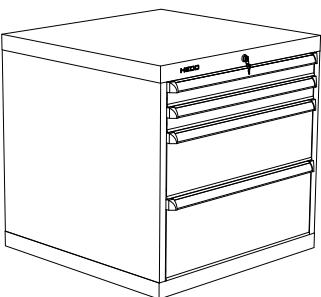
cajones/tiroirs/drawers			
115 1 01	71 Kg	GI 50	
115 1 11	82 Kg	GS 100	1x 115 C150
115 1 21	85,5 Kg	GI 100	1x 115 C250
115 1 31	100 Kg	GI 200	



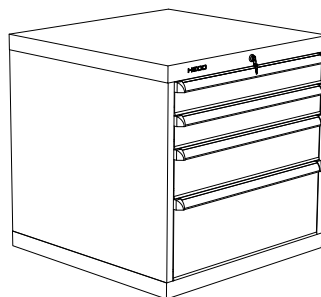
cajones/tiroirs/drawers			
115 1 02	77 Kg	GI 50	
115 1 12	89 Kg	GS 100	2x 115 C100
115 1 22	96 Kg	GI 100	2x 115 C200
115 1 32	113 Kg	GI 200	



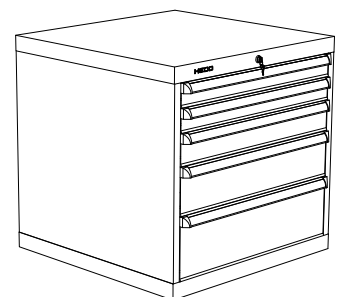
cajones/tiroirs/drawers			
115 1 03	76 Kg	GI 50	
115 1 13	92 Kg	GS 100	4x 115 C150
115 1 23	96 Kg	GI 100	
115 1 33	114 Kg	GI 200	



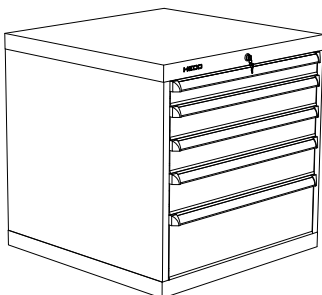
cajones/tiroirs/drawers			
115 1 04	74 Kg	GI 50	2x 115 C75
115 1 14	87 Kg	GS 100	1x 115 C200
115 1 34	112 Kg	GI 200	1x 115 C250
115 1 24	95 Kg	GI 100	1x 115 C50 1x 115 C100 1x 115 C200 1x 115 C250



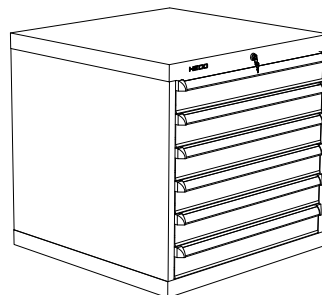
cajones/tiroirs/drawers			
115 1 05	75 Kg	GI 50	2x 115 C100
115 1 15	90 Kg	GS 100	1x 115 C150
115 1 35	113 Kg	GI 200	1x 115 C250
115 1 25	103,5 Kg	GI 100	1x 115 C50 2x 115 C75 1x 115 C150 1x 115 C250



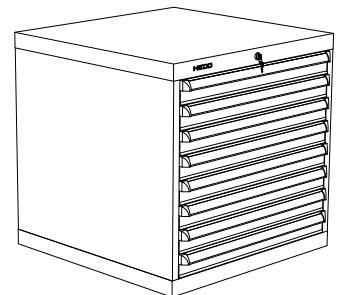
cajones/tiroirs/drawers			
115 1 06	80 Kg	GI 50	2x 115 C75
115 1 16	96 Kg	GS 100	1x 115 C100
115 1 26	104,5 Kg	GI 100	1x 115 C150
115 1 36	126 Kg	GI 200	1x 115 C200



cajones/tiroirs/drawers			
115 1 07	79 Kg	GI 50	1x 115 C75
115 1 17	96 Kg	GS 100	2x 115 C100
115 1 27	105,5 Kg	GI 100	1x 115 C125
115 1 37	126 Kg	GI 200	1x 115 C200



cajones/tiroirs/drawers			
115 1 08	84 Kg	GI 50	
115 1 18	105 Kg	GS 100	6x 115 C100
115 1 28	117 Kg	GI 100	
115 1 38	138 Kg	GI 200	



cajones/tiroirs/drawers			
115 1 09	90 Kg	GI 50	
115 1 19	114 Kg	GS 100	8x 115 C75
115 1 29	130 Kg	GI 100	
115 1 39	162 Kg	GI 200	

SERIE 115 2 STANDARD



cajones/tiroirs/drawers

115 2 01	94 Kg	GI 50	1x 115 C100
115 2 11	112 Kg	GS 100	4x 115 C200
115 2 31	143 Kg	GI 200	
115 2 21	128,5 Kg	GI 100	1x 115 C75 1x 115 C100 1x 115 C125 1x 115 C150 1x 115 C200 1x 115 C250



cajones/tiroirs/drawers

115 2 02	98 Kg	GI 50	1x 115 C75 1x 115 C100
115 2 12	119 Kg	GS 100	1x 115 C125 1x 115 C150
115 2 32	155 Kg	GI 200	1x 115 C200 1x 115 C250
115 2 22	130 Kg	GI 100	6x 115 C150



cajones/tiroirs/drawers

115 2 03	100 Kg	GI 50	
115 2 13	124 Kg	GS 100	6x 115 C150
115 2 33	172 Kg	GI 200	
115 2 23	137,5 Kg	GI 100	3x 115 C75 1x 115 C100 1x 115 C125 1x 115 C200 1x 115 C250



cajones/tiroirs/drawers

115 2 04	102 Kg	GI 50	3x 115 C75 1x 115 C100
115 2 14	125 Kg	GS 100	1x 115 C125 1x 115 C200
115 2 34	167 Kg	GI 200	1x 115 C250
115 2 24	148 Kg	GI 100	2x 115 C50 1x 115 C75 2x 115 C100 1x 115 C125 2x 115 C200



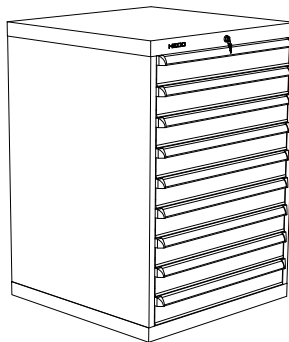
cajones/tiroirs/drawers

115 2 05	107 Kg	GI 50	2x 115 C75
115 2 15	135 Kg	GS 100	2x 115 C100 2x 115 C125
115 2 35	181 Kg	GI 200	2x 115 C150
115 2 25	157,5 Kg	GI 100	2x 115 C50 2x 115 C75 2x 115 C100 2x 115 C125 1x 115 C200



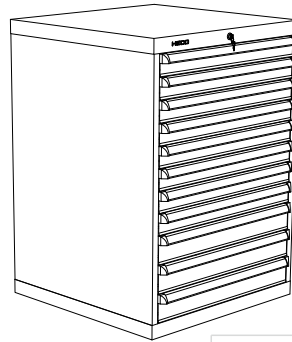
cajones/tiroirs/drawers

115 2 06	80 Kg	GI 50	
115 2 16	142 Kg	GS 100	3x 115 C75 4x 115 C100
115 2 26	158,5 Kg	GI 100	1x 115 C125 1x 115 C150
115 2 36	193 Kg	GI 200	



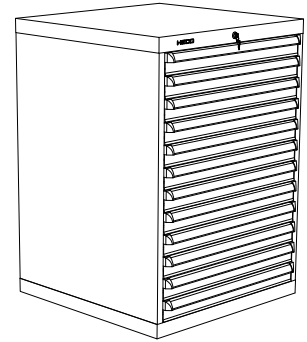
cajones/tiroirs/drawers

115 2 07	112 Kg	GI 50	
115 2 17	144 Kg	GS 100	
115 2 27	161,5 Kg	GI 100	9x 115 C100
115 2 37	193 Kg	GI 200	



cajones/tiroirs/drawers

115 2 08	118 Kg	GI 50	8x 115 C75
115 2 18	153 Kg	GS 100	3x 115 C100
115 2 38	217 Kg	GI 200	
115 2 28	175 Kg	GI 100	3x 115 C50 6x 115 C75 3x 115 C100




cajones/tiroirs/drawers

115 2 09	121 Kg	GI 50	
115 2 19	157 Kg	GS 100	
115 2 29	181 Kg	GI 100	12x 115 C75
115 2 39	229 Kg	GI 200	


SERIE 115 4 STANDARD




		cajones/tiroirs/drawers	
115 4 01	120 Kg	GI 50	
115 4 11	145 Kg	GS 80	1x 115 C100
115 4 31	189 Kg	GI 200	6x 115 C200
115 4 21	160 Kg	GI 80	4x 115 C100 2x 115 C200 2x 115 C250




		cajones/tiroirs/drawers	
115 4 02	121 Kg	GI 50	
115 4 12	146 Kg	GS 80	2x 115 C150
115 4 32	186 Kg	GI 200	5x 115 C200
115 4 22	165 Kg	GI 80	1x 115 C75 2x 115 C100 1x 115 C125 2x 115 C200 2x 115 C250



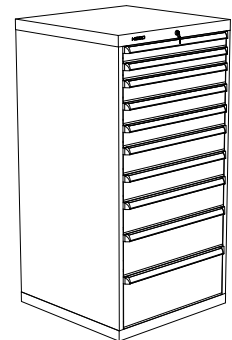
		cajones/tiroirs/drawers	
115 4 03	124 Kg	GI 50	
115 4 13	152 Kg	GS 80	4x 115 C100 2x 115 C200
115 4 33	201 Kg	GI 200	2x 115 C250
115 4 23	184 Kg	GI 80	2x 115 C50 1x 115 C75 1x 115 C100 1x 115 C125 2x 115 C150 3x 115 C200




		cajones/tiroirs/drawers	
115 4 04	102 Kg	GI 50	1x 115 C75
115 4 14	145 Kg	GS 80	2x 115 C100
115 4 34	200 Kg	GI 200	1x 115 C125 2x 115 C200
115 4 24	185Kg	GI 80	2x 115 C75 3x 115 C100 2x 115 C125 1x 115 C150 1x 115 C200 1x 115 C250




		cajones/tiroirs/drawers	
115 4 05	132 Kg	GI 50	4x 115 C75
115 4 15	165 Kg	GS 80	1x 115 C100 2x 115 C125
115 4 35	226 Kg	GI 200	2x 115 C200 1x 115 C250
115 4 25	192,5 Kg	GI 80	2x 115 C50 3x 115 C75 1x 115 C125 3x 115 C150 2x 115 C200



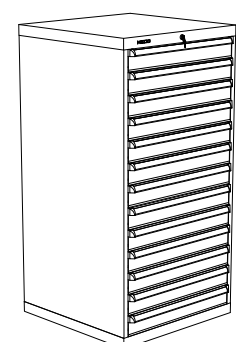
		cajones/tiroirs/drawers	
115 4 06	134 Kg	GI 50	2x 115 C75
115 4 16	167 Kg	GS 80	3x 115 C100 2x 115 C125
115 4 36	226 Kg	GI 200	1x 115 C150 1x 115 C200 1x 115 C250
115 4 26	189,5 Kg	GI 80	8x 115 C75 1x 115 C200 2x 115 C250



		cajones/tiroirs/drawers	
115 4 07	135 Kg	GI 50	8x 115 C75
115 4 17	169 Kg	GS 80	1x 115 C200
115 4 37	237 Kg	GI 200	2x 115 C250
115 4 27	202 Kg	GI 80	4x 115 C50 2x 115 C75 2x 115 C100 2x 115 C150 1x 115 C200 1x 115 C250



		cajones/tiroirs/drawers	
115 4 08	140 Kg	GI 50	
115 4 18	179 Kg	GS 80	7x 115 C75
115 4 28	195 Kg	GI 80	3x 115 C125
115 4 38	251 Kg	GI 200	1x 115 C150 1x 115 C250




		cajones/tiroirs/drawers	
115 4 09	147 Kg	GI 50	
115 4 19	193 Kg	GS 80	
115 4 29	218,5 Kg	GI 80	13x 115 C100
115 4 39	264 Kg	GI 200	



SERIE 119

ref. 119 1 / 119 2 / 119 4

Sistema antivuelco.
Système anti-renversement.
Anti-roll system.




Cierre centralizado.
Verrouillage centralisé.
Central locking.



SERIE 119 4





SERIE 119 2



SERIE 119 1

Guías simples o telescópicas.
Glissières simples ou télescopiques.
Simple or telescopic slides.

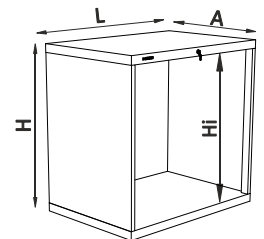
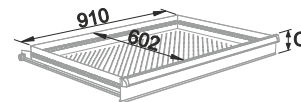


GS

Apertura 90%.
Ouverture 90%.
90% opening.

GT

Apertura 100%.
Ouverture 100%.
100% opening.



			LxAxH (mm)	Hi (mm)
119 1	54 Kg	1020x707x700	600	
119 2	62 Kg	1020x707x1000	900	
119 4	70 Kg	1020x707x1400	1300	

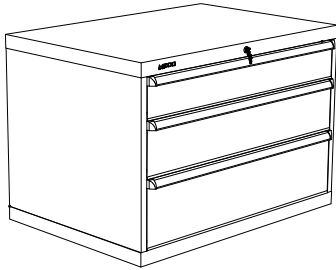
e 1 mm

SERIE 119	C	GS 100		GT 100		GT 200		GT 200		PORTACONOS PORTE-CÔNES TOOL HOLDER	
	C=50	●	119 S100 C75	13Kg	●	119 T100 C50	15,5Kg	●	119 T200 C75	21,5Kg	
	C=75	●	119 S100 C100	15Kg	●	119 T100 C75	16,5Kg	●	119 T200 C100	22,5Kg	119 T200 ISO 40
	C=100	●	119 S100 C125	15,5Kg	●	119 T100 C100	17,5Kg	●	119 T200 C125	23,5Kg	119 T200 HSK 50
	C=125	●	119 S100 C150	16Kg	●	119 T100 C125	18,5Kg	●	119 T200 C150	24,5Kg	119 T200 HSK 63
	C=150	●	119 S100 C200	18Kg	●	119 T100 C150	19Kg	●	119 T200 C200	25,5Kg	119 T200 HSK 80
	C=200	●	119 S100 C250	19,5Kg	●	119 T100 C200	20Kg	●	119 T200 C250	27Kg	119 T200 ISO 50
	C=250	●			●	119 T100 C250	22,5Kg	●			119 T200 HSK 100
	C=300										31Kg
			e 1.5 mm		e 1.5 mm		e 1.5 mm		e 1.5 mm		

i ACCESORIOS. Ver información (PAG. 289).
ACCESOIRES. Voir information (PAG. 289).
ACCESORIES. See information (PAG. 289).

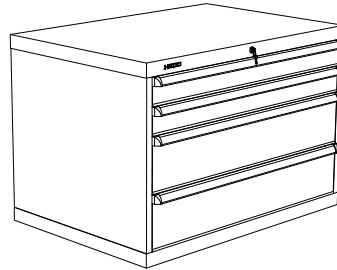
i Los cajones no incluyen divisiones.
Les tiroirs n'inclus pas les séparations.
Divisions for drawers no included.

SERIE 119 1 STANDARD



cajones/tiroirs/drawers

119 1 11	108 Kg	GS	100	1x 119 C150
119 1 21	115,5 Kg	GI	100	1x 119 C200
119 1 31	131 Kg	GI	200	1x 119 C250



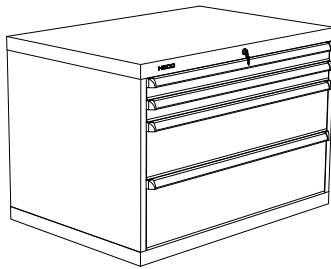
cajones/tiroirs/drawers

119 1 12	120 Kg	GS	100	2x 119 C100
119 1 22	129 Kg	GI	100	2x 119 C200
119 1 32	150 Kg	GI	200	2x 119 C250



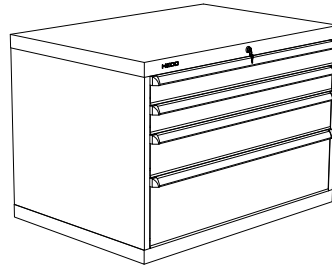
cajones/tiroirs/drawers

119 1 13	118 Kg	GS	100	4x 119 C150
119 1 23	130 Kg	GI	100	4x 119 C150
119 1 33	152 Kg	GI	200	4x 119 C150



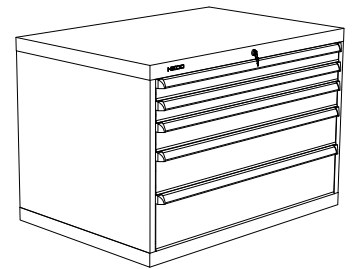
cajones/tiroirs/drawers

119 1 14	118 Kg	GS	100	2x 119 C75
119 1 34	150 Kg	GI	200	1x 119 C200
119 1 24	129,5 Kg	GI	100	1x 119 C50
				1x 119 C100
				1x 119 C200
				1x 119 C250



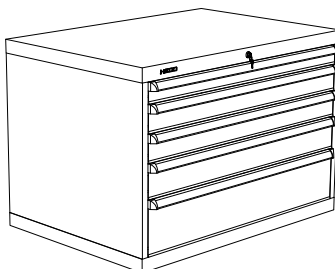
cajones/tiroirs/drawers

119 1 15	120 Kg	GS	100	2x 119 C100
119 1 35	151 Kg	GI	200	1x 119 C150
119 1 25	144 Kg	GI	100	1x 119 C50
				2x 119 C75
				1x 119 C150
				1x 119 C250



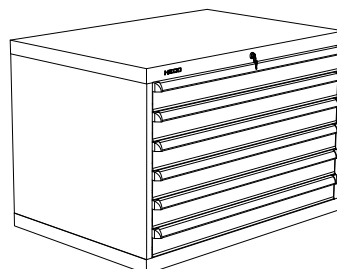
cajones/tiroirs/drawers

119 1 16	129 Kg	GS	100	2x 119 C75
119 1 36	170 Kg	GI	200	1x 119 C100
119 1 26	143,5 Kg	GI	100	1x 119 C150
				1x 119 C200



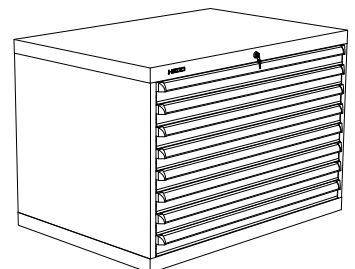
cajones/tiroirs/drawers

119 1 17	131 Kg	GS	100	1x 119 C75
119 1 27	144 Kg	GI	100	2x 119 C100
119 1 37	170 Kg	GI	200	1x 119 C125
				1x 119 C200



cajones/tiroirs/drawers

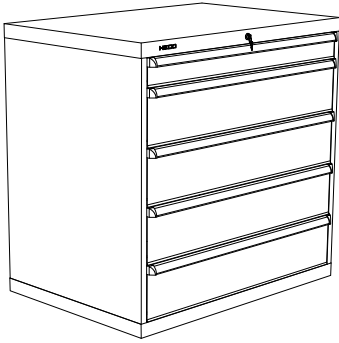
119 1 18	144 Kg	GS	100	6x 119 C100
119 1 28	159 Kg	GI	100	6x 119 C100
119 1 38	189 Kg	GI	200	6x 119 C100



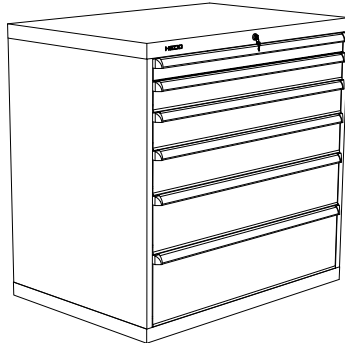
cajones/tiroirs/drawers

119 1 19	158 Kg	GS	100	8x 119 C75
119 1 29	186 Kg	GI	100	8x 119 C75
119 1 39	226 Kg	GI	200	8x 119 C75

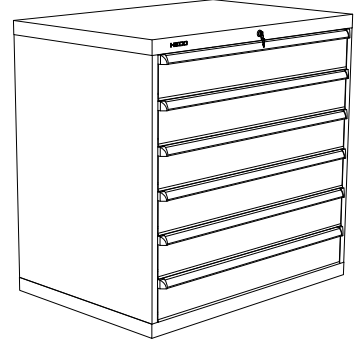
SERIE 119 2 STANDARD



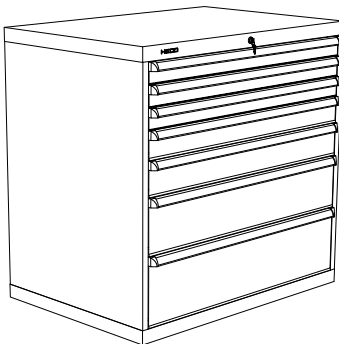
cajones/tiroirs/drawers			
119 2 11	149 Kg	GS 100	1x 119 C100
119 2 31	187 Kg	GI 200	4x 119 C200
119 2 21	173,5 Kg	GI 100	1x 119 C75 1x 119 C100 1x 119 C125 1x 119 C150 1x 119 C200 1x 119 C250



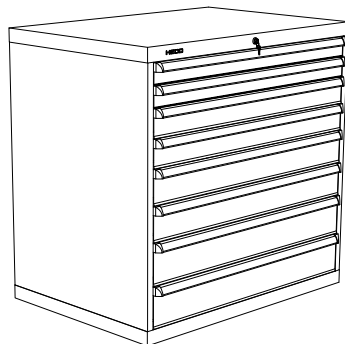
cajones/tiroirs/drawers			
119 2 12	159 Kg	GS 100	1x 119 C75 1x 119 C100 1x 119 C125 1x 119 C150 1x 119 C200 1x 119 C250
119 2 32	205 Kg	GI 200	6x 119 C150
119 2 22	176 Kg	GI 100	6x 119 C150



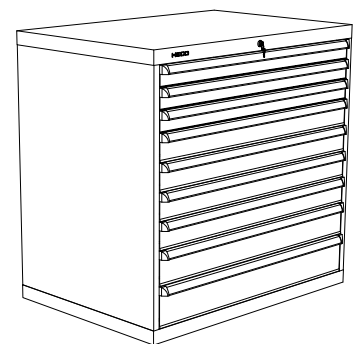
cajones/tiroirs/drawers			
119 2 13	158 Kg	GS 100	6x 119 C150
119 2 33	209 Kg	GI 200	3x 119 C75 1x 119 C100 1x 119 C125 1x 119 C200 1x 119 C250
119 2 23	190 Kg	GI 100	3x 119 C75 1x 119 C100 1x 119 C125 1x 119 C200 1x 119 C250



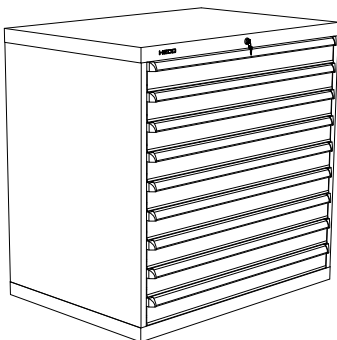
cajones/tiroirs/drawers			
119 2 14	168 Kg	GS 100	3x 119 C75 1x 119 C100 1x 119 C125
119 2 34	225 Kg	GI 200	1x 119 C200 1x 119 C250
119 2 24	203 Kg	GI 100	2x 119 C50 1x 119 C75 2x 119 C100 1x 119 C125 2x 119 C200



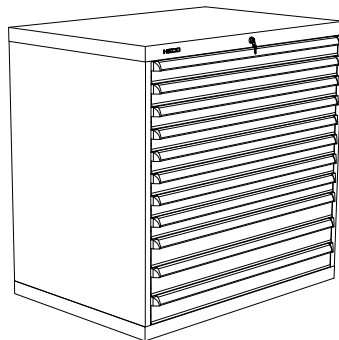
cajones/tiroirs/drawers			
119 2 15	181 Kg	GS 100	2x 119 C75 2x 119 C100 2x 119 C125 2x 119 C150
119 2 35	246 Kg	GI 200	2x 119 C50 2x 119 C75 2x 119 C100 2x 119 C125 1x 119 C200
119 2 25	218 Kg	GI 100	2x 119 C50 2x 119 C75 2x 119 C100 2x 119 C125 1x 119 C200



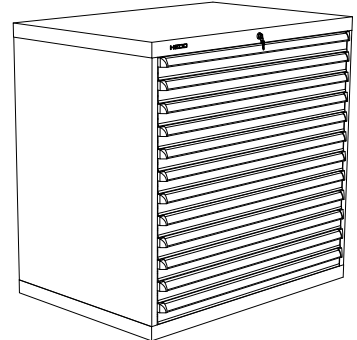
cajones/tiroirs/drawers			
119 2 16	193 Kg	GS 100	3x 119 C75 4x 119 C100 1x 119 C125 1x 119 C150
119 2 26	219 Kg	GI 100	3x 119 C75 4x 119 C100 1x 119 C125 1x 119 C150
119 2 36	265 Kg	GI 200	3x 119 C75 4x 119 C100 1x 119 C125 1x 119 C150



cajones/tiroirs/drawers			
119 2 17	197 Kg	GS 100	9x 119 C100
119 2 27	219,5 Kg	GI 100	9x 119 C100
119 2 37	247 Kg	GI 200	9x 119 C100




cajones/tiroirs/drawers			
119 2 18	211 Kg	GS 100	8x 119 C75 3x 119 C100
119 2 38	302 Kg	GI 200	3x 119 C50 6x 119 C75 3x 119 C100
119 2 28	260 Kg	GI 100	3x 119 C50 6x 119 C75 3x 119 C100

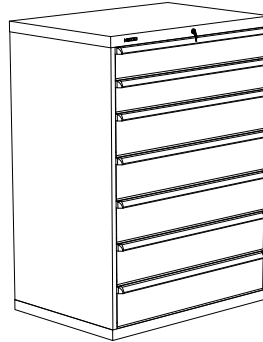


cajones/tiroirs/drawers			
119 2 19	218 Kg	GS 100	12x 119 C75
119 2 29	260 Kg	GI 100	12x 119 C75
119 2 39	320 Kg	GI 200	12x 119 C75

SERIE 119 4 STANDARD



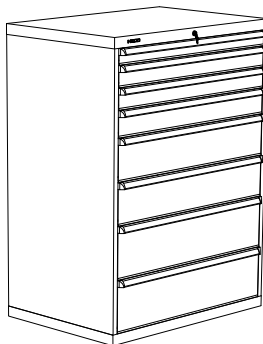
cajones/tiroirs/drawers			
119 4 11	193 Kg		1x 119 C100
119 4 31	246Kg		6x 119 C200
119 4 21	230 Kg		4x 119 C100 2x 119 C200 2x 119 C250



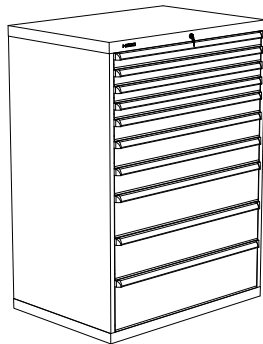
cajones/tiroirs/drawers			
119 4 12	182 Kg		2x 119 C150
119 4 32	247 Kg		5x 119 C200
119 4 22	230 Kg		1x 119 C75 2x 119 C100 1x 119 C125 2x 119 C200 2x 119 C250



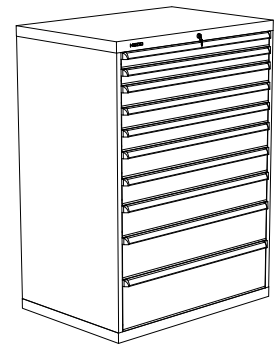
cajones/tiroirs/drawers			
119 4 13	205 Kg		4x 119 C100 2x 119 C200 2x 119 C250
119 4 33	265 Kg		2x 119 C50 1x 119 C75 1x 119 C100 1x 119 C125 2x 119 C150 3x 119 C200




cajones/tiroirs/drawers			
119 4 14	204 Kg		1x 119 C75 2x 119 C100 1x 119 C125
119 4 34	265 Kg		2x 119 C200 2x 119 C250
119 4 24	254Kg		2x 119 C75 3x 119 C100 2x 119 C125 1x 119 C150 1x 119 C200 1x 119 C250



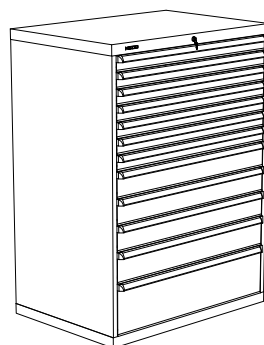
cajones/tiroirs/drawers			
119 4 15	224 Kg		4x 119 C75 1x 119 C100 2x 119 C125 2x 119 C200 1x 119 C250
119 4 35	304 Kg		2x 119 C50 3x 119 C75 1x 119 C125 3x 119 C150 2x 119 C200



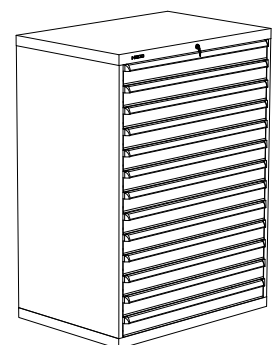
cajones/tiroirs/drawers			
119 4 16	226 Kg		2x 119 C75 3x 119 C100 2x 119 C125 1x 119 C150 1x 119 C200 1x 119 C250
119 4 36	305 Kg		8x 119 C75 1x 119 C200 2x 119 C250



cajones/tiroirs/drawers			
119 4 17	231 Kg		8x 119 C75 1x 119 C200 2x 119 C250
119 4 37	322 Kg		4x 119 C50 2x 119 C75 2x 119 C100 2x 119 C150 1x 119 C200 1x 119 C250




cajones/tiroirs/drawers			
119 4 18	243 Kg		7x 119 C75 3x 119 C125 1x 119 C150 1x 119 C250
119 4 28	282,5 Kg		
119 4 38	343 Kg		





cajones/tiroirs/drawers			
119 4 19	265 Kg		13x 119 C100
119 4 29	297,5 Kg		
119 4 39	363 Kg		

Sistema antivuelco.
Système anti-renversement.
Anti-roll system.



Cierre centralizado.
Verrouillage centralisé.
Central locking.




SERIE 143 4

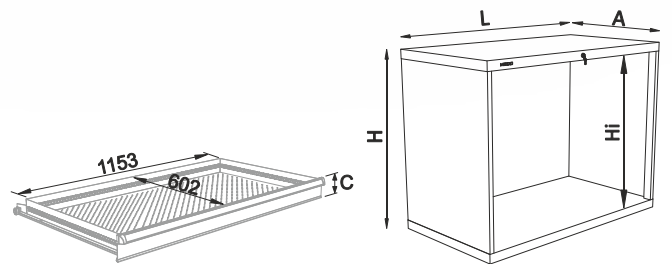
SERIE 143 2

SERIE 143 1

Guías telescópicas.
Glissières télescopiques.
Telescopic slides.



GT Apertura 100%.
Ouverture 100%.
100% opening.



		LxAxH (mm)	Hi (mm)
143 1	68,8 Kg	1300x707x700	600
143 2	79 Kg	1300x707x1000	900
143 4	87,2Kg	1300x707x1400	1300

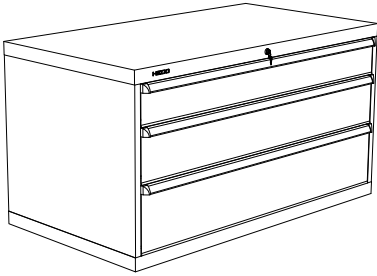
e 1 mm

i Los cajones no incluyen divisiones.
Les tiroirs n'incluent pas les séparations.
Divisions for drawers not included.

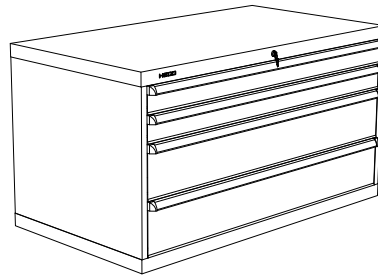
i ACCESORIOS. Ver información (PAG. 289).
ACCESOIRES. Voir information (PAG. 289).
ACCESORIES. See information (PAG. 289).

		GT 200	
SERIE 143	C=75	●	143 T200 C75 27,4Kg
	C=100	●	143 T200 C100 28,7Kg
	C=125	●	143 T200 C125 30Kg
	C=150	●	143 T200 C150 31,2Kg
	C=200	●	143 T200 C200 32,5Kg
C=250	●	143 T200 C250 34,4Kg	
		e	1.5 mm

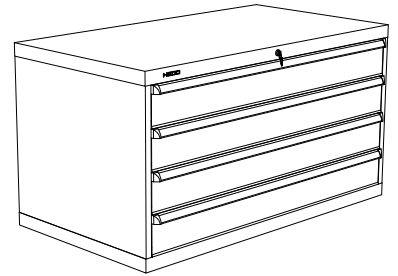
SERIE 143 1 STANDARD



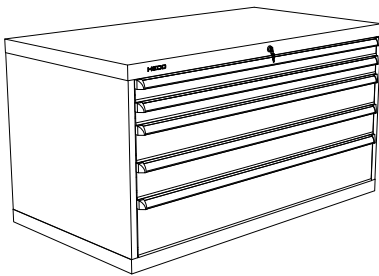
143 1 31	170 Kg		cajones/tiroirs/drawers
			1x 143 C150 1x 143 C200 1x 143 C250



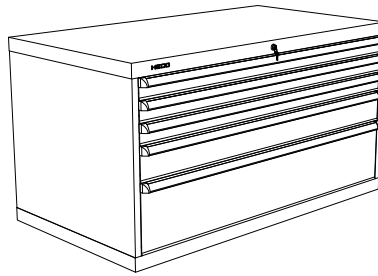
143 1 32	195 Kg		cajones/tiroirs/drawers
			2x 143 C100 2x 143 C200



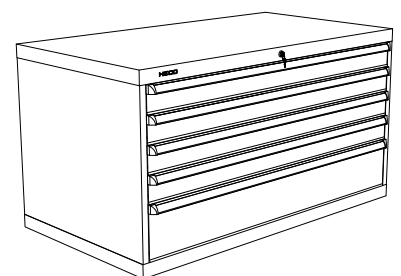
143 1 33	198 Kg		cajones/tiroirs/drawers
			4x 143 C150



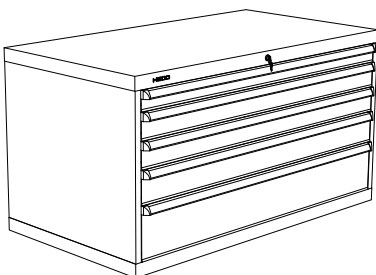
143 1 34	195 Kg		cajones/tiroirs/drawers
			2x 143 C75 1x 143 C200 1x 143 C250



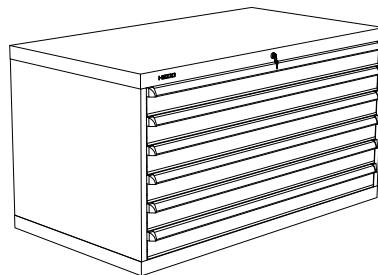
143 1 35	196 Kg		cajones/tiroirs/drawers
			2x 143 C100 1x 143 C150 1x 143 C250



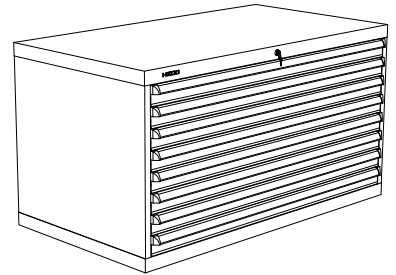
143 1 36	221 Kg		cajones/tiroirs/drawers
			2x 143 C75 1x 143 C100 1x 143 C150 1x 143 C200



143 1 37	221 Kg		cajones/tiroirs/drawers
			1x 143 C75 2x 143 C100 1x 143 C125 1x 143 C200

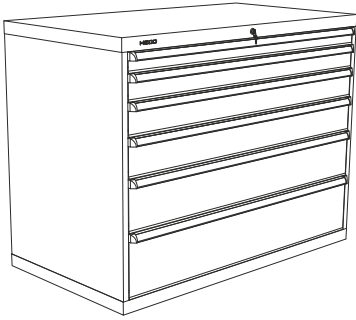


143 1 38	246 Kg		cajones/tiroirs/drawers
			6x 143 C100

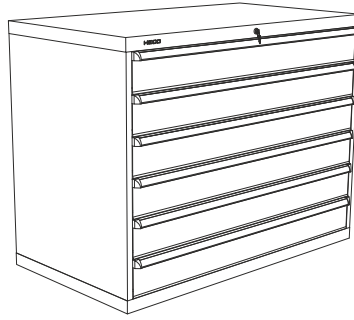


143 1 39	294 Kg		cajones/tiroirs/drawers
			8x 143 C75

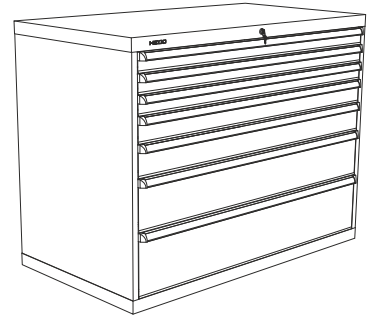
SERIE 143 2 STANDARD



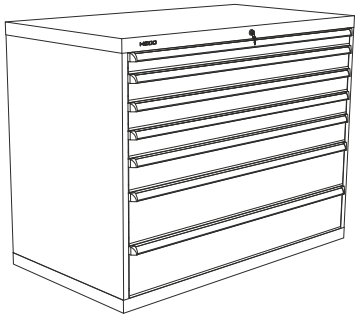
143 2 31	243 Kg		cajones/tiroirs/drawers
			1x 143 C100 4x 143 C200



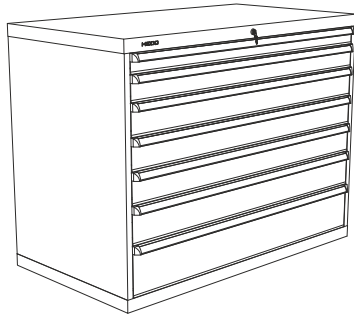
143 2 32	266 Kg		cajones/tiroirs/drawers
			1x 143 C75 1x 143 C100 1x 143 C125 1x 143 C150 1x 143 C200 1x 143 C250



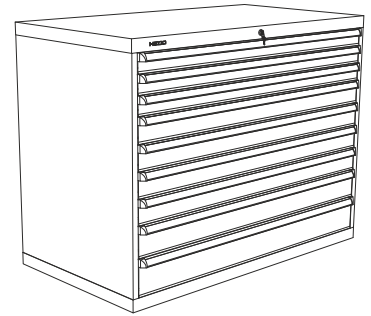
143 2 33	272 Kg		cajones/tiroirs/drawers
			6x 143 C150



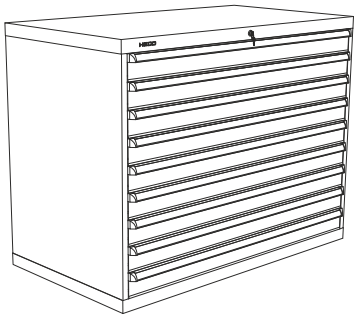
143 2 34	293 Kg		cajones/tiroirs/drawers
			3x 143 C75 1x 143 C100 1x 143 C125 1x 143 C200 1x 143 C250



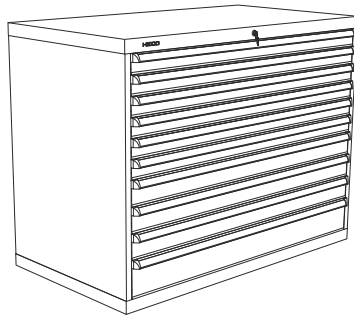
143 2 35	320 Kg		cajones/tiroirs/drawers
			2x 143 C75 2x 143 C100 2x 143 C125 2x 143 C150



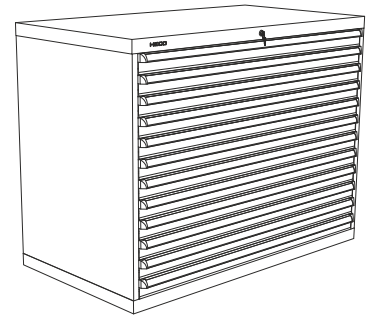
143 2 36	345 Kg		cajones/tiroirs/drawers
			3x 143 C75 4x 143 C100 1x 143 C125 1x 143 C150



143 2 37	321 Kg		cajones/tiroirs/drawers
			9x 143 C100



143 2 38	393 Kg		cajones/tiroirs/drawers
			8x 143 C75 3x 143 C100



143 2 39	416 Kg		cajones/tiroirs/drawers
			12x 143 C75

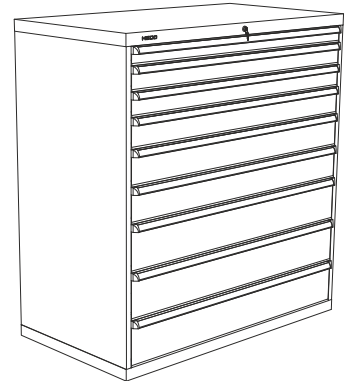
SERIE 143 4 STANDARD



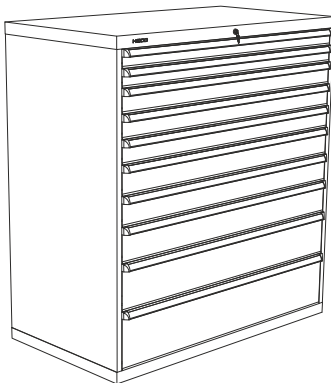
		cajones/tiroirs/drawers	
143 4 31	320 Kg		1x 143 C100 6x 143 C200



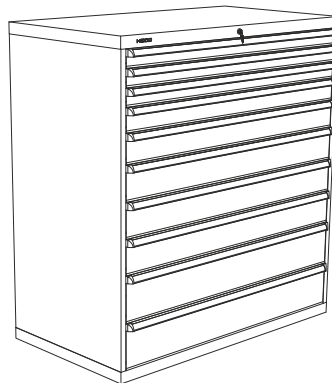
		cajones/tiroirs/drawers	
143 4 32	322 Kg		2x 143 C150 5x 143 C200



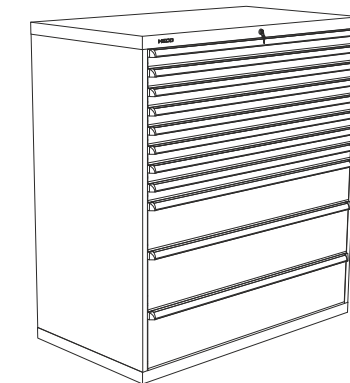
		cajones/tiroirs/drawers	
143 4 33	345 Kg		4x 143 C100 2x 143 C200 2x 143 C250



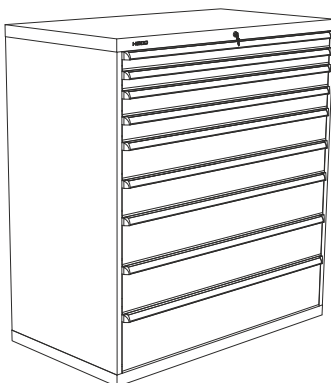
		cajones/tiroirs/drawers	
143 4 34	345 Kg		1x 143 C75 2x 143 C100 1x 143 C125 2x 143 C200 2x 143 C250



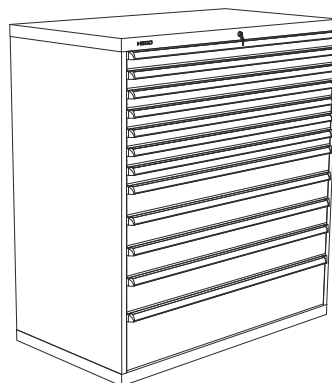
		cajones/tiroirs/drawers	
143 4 35	395 Kg		4x 143 C75 1x 143 C100 2x 143 C125 2x 143 C200 1x 143 C250



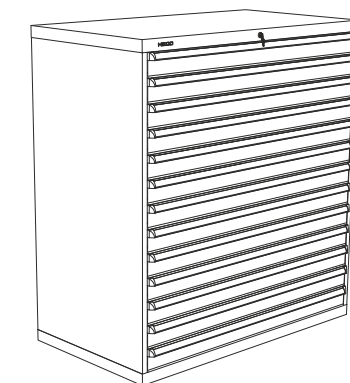
		cajones/tiroirs/drawers	
143 4 36	397 Kg		2x 143 C75 3x 143 C100 2x 143 C125 1x 143 C150 1x 143 C200 1x 143 C250



		cajones/tiroirs/drawers	
143 4 37	419 Kg		8x 143 C75 1x 143 C200 2x 143 C250



		cajones/tiroirs/drawers	
143 4 38	446 Kg		7x 143 C75 3x 143 C125 1x 143 C150 1x 143 C250




		cajones/tiroirs/drawers	
143 4 39	472 Kg		13x 143 C100


SERIE 122

ref. 122 1 / 122 2 / 122 4

Sistema antivuelco.
Système anti-renversement.
Anti-roll system.




Cierre centralizado.
Verrouillage centralisé.
Central locking.



SERIE 122 4




SERIE 122 2

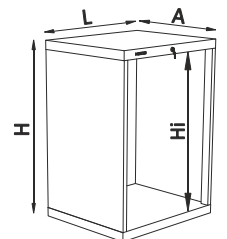
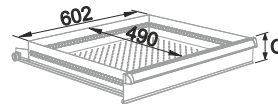


SERIE 122 1

Guías simples.
Glissières simples.
Simple slides.



GS Apertura 90%.
Ouverture 90%.
90% opening.



			LxAxH (mm)	Hi (mm)
122 1	24,5 Kg		714x600x700	600
122 2	31 Kg		714x600x1000	900
122 4	40 Kg		714x600x1400	1300

e 1 mm

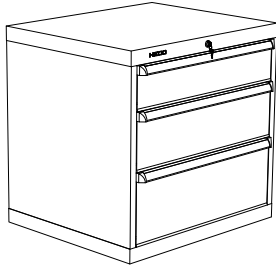
i Los cajones no incluyen divisiones.
Les tiroirs n'incluent pas les séparations.
Divisions for drawers no included.



i ACCESORIOS. Ver información (PAG. 289).
ACCESOIRES. Voir information (PAG. 289).
ACCESSORIES. See information (PAG. 289).

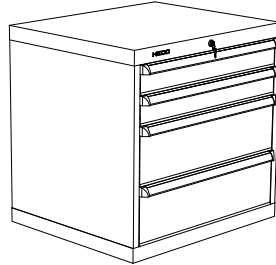
		GS 100	
SERIE 122	C=75	●	122 S100 C75 7,5Kg
	C=100	●	122 S100 C100 8Kg
	C=125	●	122 S100 C125 8,5Kg
	C=150	●	122 S100 C150 9Kg
	C=200	●	122 S100 C200 10Kg
C=250	●	122 S100 C250 11Kg	

e 1.2 mm

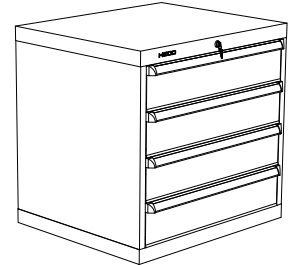
SERIE 122 1 STANDARD





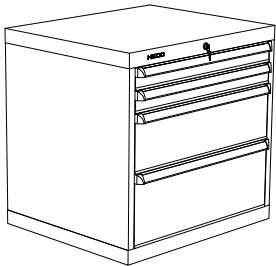
122 1 11	54,5 Kg	 	cajones/tiroirs/drawers
			1x 122 C150 1x 122 C200 1x 122 C250





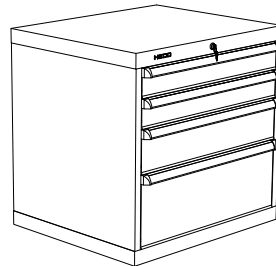
122 1 12	60,5 Kg	 	cajones/tiroirs/drawers
			2x 122 C100 2x 122 C200





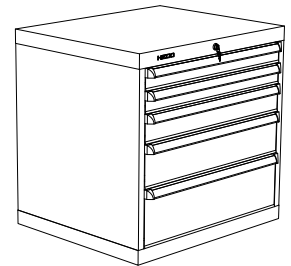
122 1 13	60,5 Kg	 	cajones/tiroirs/drawers
			4x 122 C150





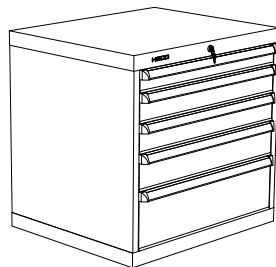
122 1 14	60,5 Kg	 	cajones/tiroirs/drawers
			2x 122 C75 1x 122 C200 1x 122 C250





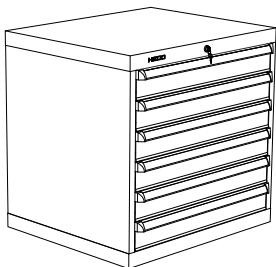
122 1 15	60,5 Kg	 	cajones/tiroirs/drawers
			2x 122 C100 1x 122 C150 1x 122 C250





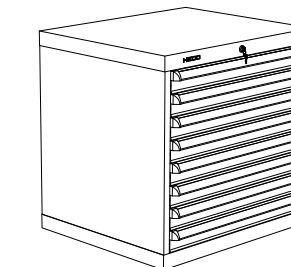
122 1 16	66,5 Kg	 	cajones/tiroirs/drawers
			2x 122 C75 1x 122 C100 1x 122 C150 1x 122 C200



122 1 17	66,5 Kg	 	cajones/tiroirs/drawers
			1x 122 C75 2x 122 C100 1x 122 C125 1x 122 C200



122 1 18	72,5 Kg	 	cajones/tiroirs/drawers
			6x 122 C100



122 1 19	84,5 Kg	 	cajones/tiroirs/drawers
			8x 122 C75

SERIE 122 2 STANDARD



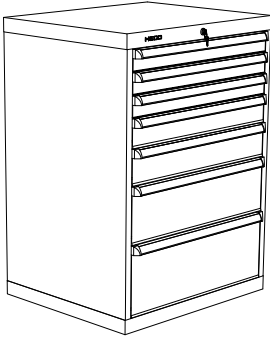
122 2 11	84,5 Kg			cajones/tiroirs/drawers
				1x 122 C100 4x 122 C200



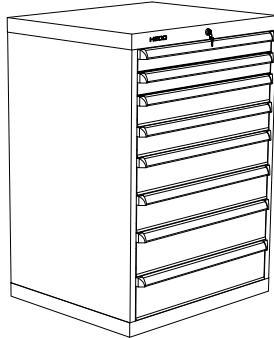
122 2 12	91 Kg			cajones/tiroirs/drawers
				1x 122 C75 1x 122 C100 1x 122 C125 1x 122 C150 1x 122 C200 1x 122 C250



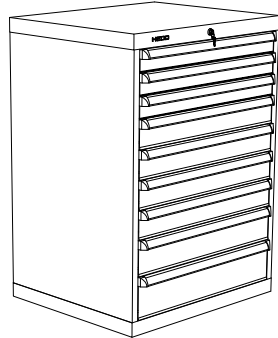
122 2 13	91 Kg			cajones/tiroirs/drawers
				6x 122 C150



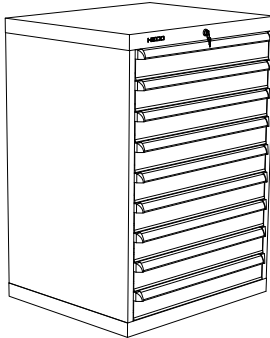
122 2 14	97 Kg			cajones/tiroirs/drawers
				3x 122 C75 1x 122 C100 1x 122 C125 1x 122 C200 1x 122 C250



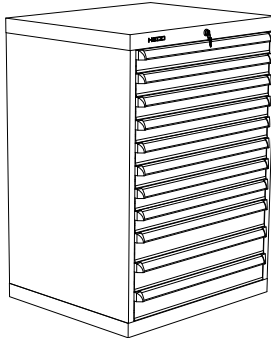
122 2 15	103 Kg			cajones/tiroirs/drawers
				2x 122 C75 2x 122 C100 2x 122 C125 2x 122 C150



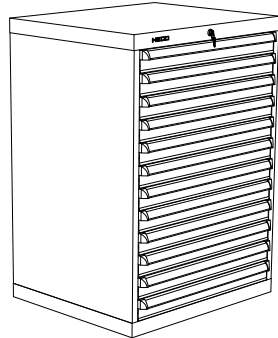
122 2 16	103 Kg			cajones/tiroirs/drawers
				3x 122 C75 4x 122 C100 1x 122 C125 1x 122 C150



122 2 17	109 Kg			cajones/tiroirs/drawers
				9x 122 C100




122 2 18	121 Kg			cajones/tiroirs/drawers
				8x 122 C75 3x 122 C100




122 2 19	127 Kg			cajones/tiroirs/drawers
				12x 122 C75

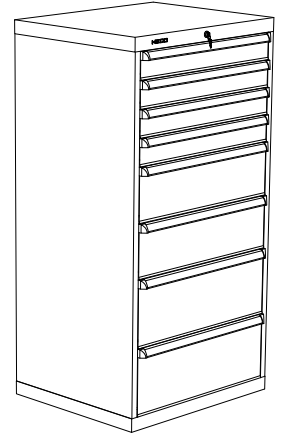
SERIE 122 4 STANDARD



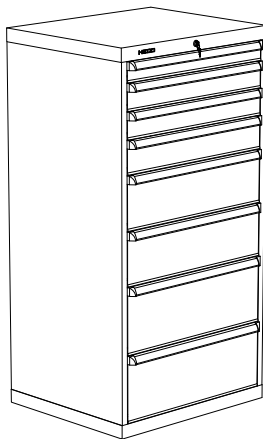
122 4 11	114 Kg			cajones/tiroirs/drawers 1x 122 C100 6x 122 C200
----------	--------	--	--	---



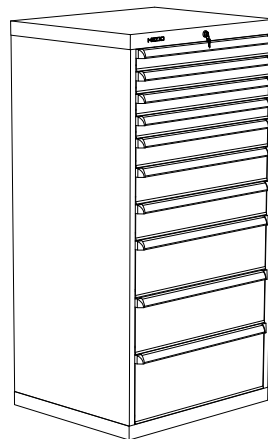
122 4 12	114 Kg			cajones/tiroirs/drawers 2x 122 C150 5x 122 C200
----------	--------	--	--	---




122 4 13	120 Kg			cajones/tiroirs/drawers 4x 122 C100 2x 122 C200 2x 122 C250
----------	--------	--	--	--




122 4 14	121 Kg			cajones/tiroirs/drawers 1x 122 C75 2x 122 C100 1x 122 C125 2x 122 C200 2x 122 C250
----------	--------	--	--	---



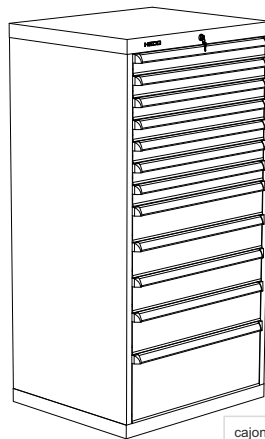
122 4 15	132,5 Kg			cajones/tiroirs/drawers 4x 122 C75 1x 122 C100 2x 122 C125 2x 122 C200 1x 122 C250
----------	----------	--	--	---



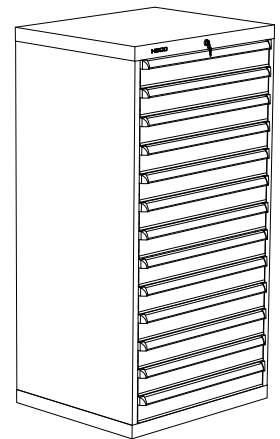
122 4 16	126 Kg			cajones/tiroirs/drawers 2x 122 C75 3x 122 C100 2x 122 C125 1x 122 C150 1x 122 C200 1x 122 C250
----------	--------	--	--	--



122 4 17	138 Kg			cajones/tiroirs/drawers 8x 122 C75 1x 122 C200 2x 122 C250
----------	--------	--	--	---



122 4 18	144 Kg			cajones/tiroirs/drawers 7x 122 C75 3x 122 C125 1x 122 C150 1x 122 C250
----------	--------	--	--	--




122 4 19	150 Kg			cajones/tiroirs/drawers 13x 122 C100
----------	--------	--	--	---


SERIE 123

ref. 123 1 / 123 2 / 123 4

Sistema antivuelco.
Système anti-renversement.
Anti-roll system.



Cierre centralizado.
Verrouillage centralisé.
Central locking.




SERIE 123 4

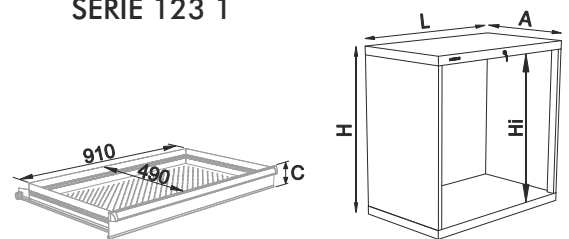
SERIE 123 2

SERIE 123 1

Guías simples.
Glissières simples.
Simple slides.



GS Apertura 90%.
Ouverture 90%.
90% opening.



			LxAxH (mm)	Hi (mm)
123 1	48 Kg		1020x600x700	600
123 2	54 Kg		1020x600x1000	900
123 4	62 Kg		1020x600x1400	1300

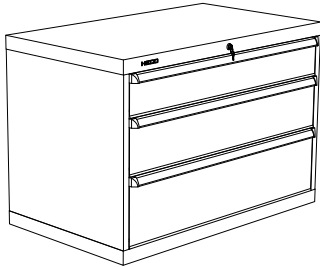
e 1 mm



i Los cajones no incluyen divisiones.
Les tiroirs n'incluent pas les séparations.
Divisions for drawers no included.

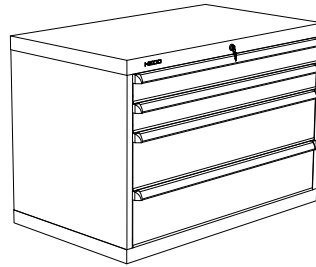
i ACCESORIOS. Ver información (PAG. 289).
ACCESOIRES. Voir information (PAG. 289).
ACCESSORIES. See information (PAG. 289).

		GS	100		
SERIE 123	C=75	●	●	123 S100 C75	9,5Kg
	C=100	●	●	123 S100 C100	10,5Kg
	C=125	●	●	123 S100 C125	11Kg
	C=150	●	●	123 S100 C150	11,5Kg
	C=200	●	●	123 S100 C200	13Kg
	C=250	●	●	123 S100 C250	14,5Kg
		e		1.2 mm	

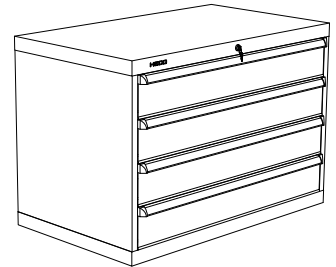
SERIE 123 1 STANDARD



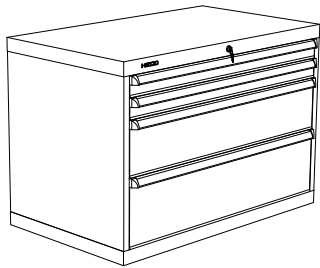
123 1 11	87 Kg	 	cajones/tiroirs/drawers
			1x 123 C150 1x 123 C200 1x 123 C250





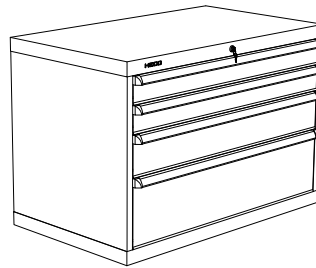
123 1 12	95 Kg	 	cajones/tiroirs/drawers
			2x 123 C100 2x 123 C200





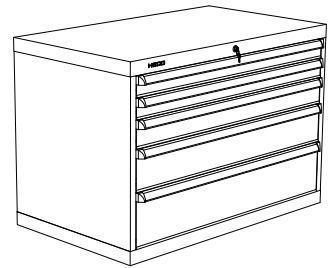
123 1 13	94 Kg	 	cajones/tiroirs/drawers
			4x 123 C150





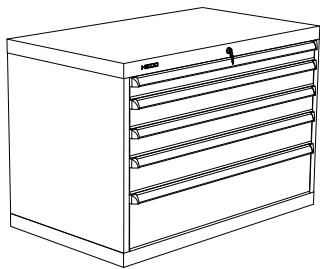
123 1 14	94,5 Kg	 	cajones/tiroirs/drawers
			2x 123 C75 1x 123 C200 1x 123 C250





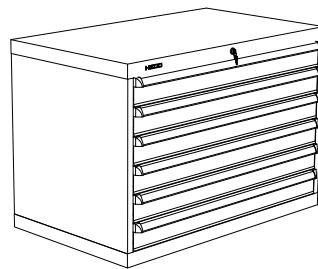
123 1 15	95 Kg	 	cajones/tiroirs/drawers
			2x 123 C100 1x 123 C150 1x 123 C250





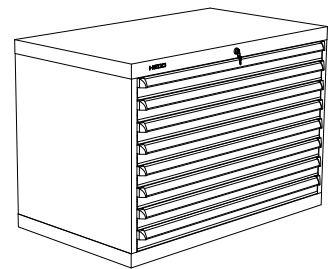
123 1 16	102 Kg	 	cajones/tiroirs/drawers
			2x 123 C75 1x 123 C100 1x 123 C150 1x 123 C200



123 1 17	102,5 Kg	 	cajones/tiroirs/drawers
			1x 123 C75 2x 123 C100 1x 123 C125 1x 123 C200



123 1 18	111 Kg	 	cajones/tiroirs/drawers
			6x 123 C100



123 1 19	124 Kg	 	cajones/tiroirs/drawers
			8x 123 C75

SERIE 123 2 STANDARD



123 2 11	105,5 Kg			cajones/tiroirs/drawers 1x 123 C100 4x 123 C200
----------	----------	--	--	---



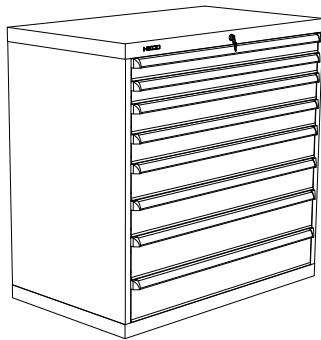
123 2 12	113 Kg			cajones/tiroirs/drawers 1x 123 C75 1x 123 C100 1x 123 C125 1x 123 C150 1x 123 C200 1x 123 C250
----------	--------	--	--	--



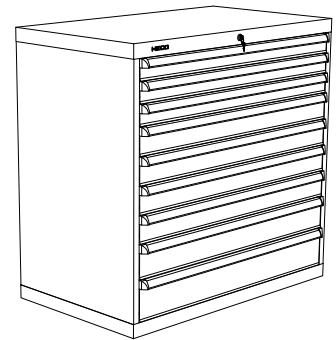
123 2 13	112 Kg			cajones/tiroirs/drawers 6x 123 C150
----------	--------	--	--	--



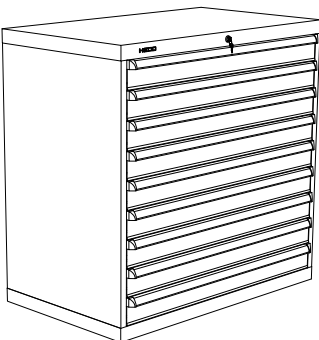
123 2 14	120,5 Kg			cajones/tiroirs/drawers 3x 123 C75 1x 123 C100 1x 123 C125 1x 123 C200 1x 123 C250
----------	----------	--	--	---



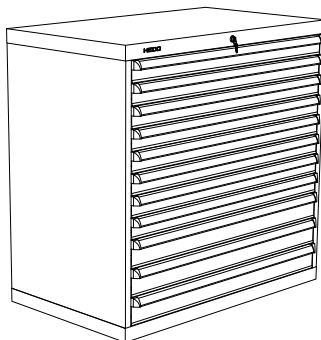
123 2 15	128 Kg			cajones/tiroirs/drawers 2x 123 C75 2x 123 C100 2x 123 C125 2x 123 C150
----------	--------	--	--	--



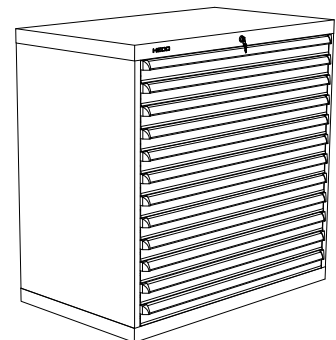
123 2 16	136 Kg			cajones/tiroirs/drawers 3x 123 C75 4x 123 C100 1x 123 C125 1x 123 C150
----------	--------	--	--	--



123 2 17	137,5 Kg			cajones/tiroirs/drawers 9x 123 C100
----------	----------	--	--	--




123 2 18	150,5 Kg			cajones/tiroirs/drawers 8x 123 C75 3x 123 C100
----------	----------	--	--	--




123 2 19	157 Kg			cajones/tiroirs/drawers 12x 123 C75
----------	--------	--	--	--

SERIE 123 4 STANDARD



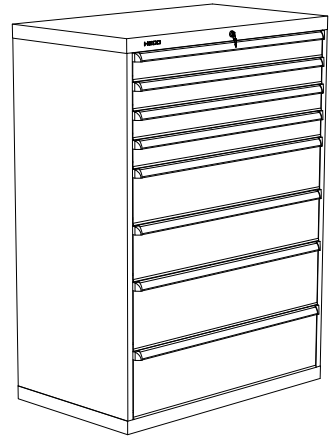
cajones/tiroirs/drawers

123 4 11 142,5 Kg   1x 123 C100
6x 123 C200



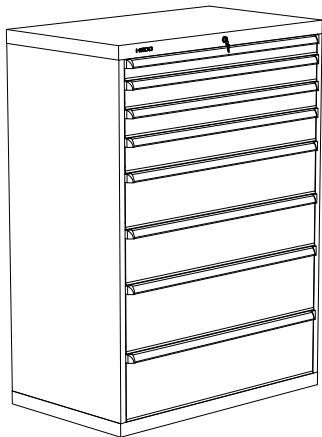
cajones/tiroirs/drawers

123 4 12 142 Kg   2x 123 C150
5x 123 C200




cajones/tiroirs/drawers

123 4 13 151 Kg   4x 123 C100
2x 123 C200
2x 123 C250




cajones/tiroirs/drawers

123 4 14 150,5 Kg   1x 123 C75
2x 123 C100
1x 123 C125
2x 123 C200
2x 123 C250



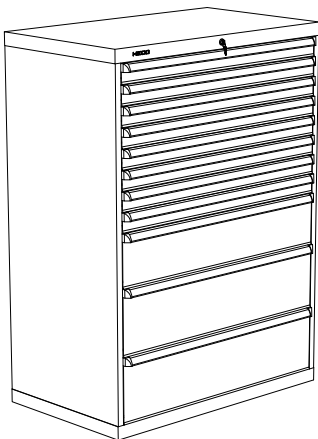
cajones/tiroirs/drawers

123 4 15 165 Kg   4x 123 C75
1x 123 C100
2x 123 C125
2x 123 C200
1x 123 C250



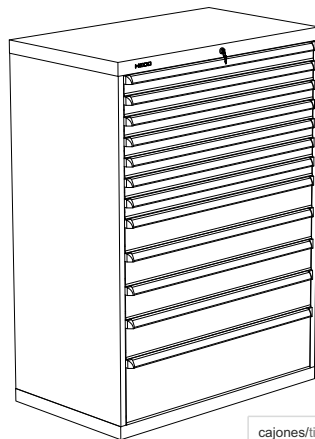
cajones/tiroirs/drawers

123 4 16 155 Kg   2x 123 C75
3x 123 C100
2x 123 C125
1x 123 C150
1x 123 C200
1x 123 C250





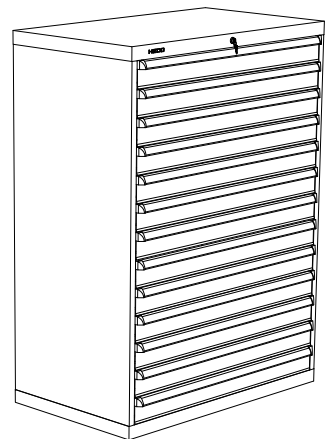
cajones/tiroirs/drawers

123 4 17 172 Kg   8x 123 C75
1x 123 C200
2x 123 C250



cajones/tiroirs/drawers

123 4 18 179,5 Kg   7x 123 C75
3x 123 C125
1x 123 C150
1x 123 C250




cajones/tiroirs/drawers

123 4 19 177,5 Kg   13x 123 C100



SERIE 135

ref. 135 1 / 135 2 / 135 4

Sistema antivuelco.
Système anti-renversement.
Anti-roll system.




Cierre centralizado.
Verrouillage centralisé.
Central locking.



SERIE 135 4




SERIE 135 2

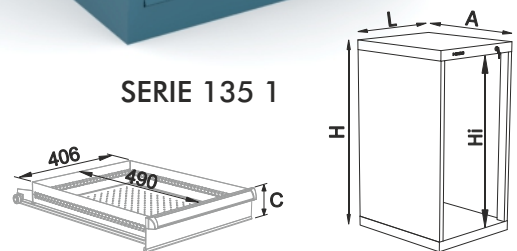


SERIE 135 1

Guías simples.
Glissières simples.
Simple slides.



GS Apertura 90%.
Ouverture 90%.
90% opening.



			LxAxH (mm)	Hi (mm)
135 1	23 Kg		515x600x700	600
135 2	30 Kg		515x600x1000	900
135 4	39,5 Kg		515x600x1400	1300

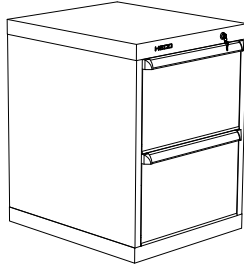
e 1 mm


i Los cajones no incluyen divisiones.
Les tiroirs n'incluent pas les séparations.
Divisions for drawers no included.

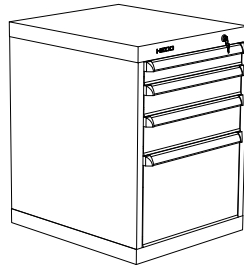
i ACCESORIOS. Ver información (PAG. 289).
ACCESSOIRES. Voir information (PAG. 289).
ACCESSORIES. See information (PAG. 289).



SERIE 135	C=75	●	GS 100 KG		GS 100 KG		PORTACONOS PORTE-CÔNES TOOL HOLDER
			100 KG	100 KG			
	C=75	●	135 S100 C75	6,5Kg			
	C=100	●	135 S100 C100	7Kg			135 S100 ISO 40
	C=125	●	135 S100 C125	7,5Kg			135 S100 HSK 50
	C=150	●	135 S100 C150	8Kg			135 S100 HSK 63
	C=200	●	135 S100 C200	8,5Kg			135 S100 HSK 80
	C=250	●	135 S100 C250	9,5Kg			135 S100 ISO 50
	C=300	●	135 S100 C300	10,5Kg	●	135 S100 HSK 100	10,5Kg
				e 1 mm			e 1 mm

SERIE 135 1 STANDARD




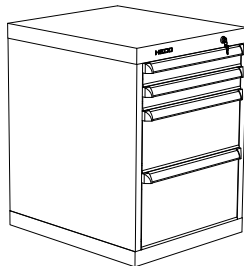
cajones/tiroirs/drawers			
135 1 11	44 Kg	 	2x 135 C300





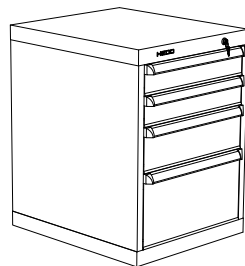
cajones/tiroirs/drawers			
135 1 12	54,5 Kg	 	1x 135 C75 1x 135 C100 1x 135 C125 1x 135 C300





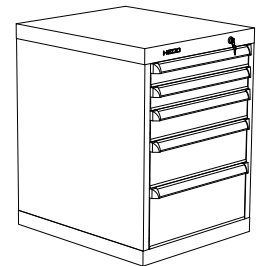
cajones/tiroirs/drawers			
135 1 13	55 Kg	 	4x 135 C150





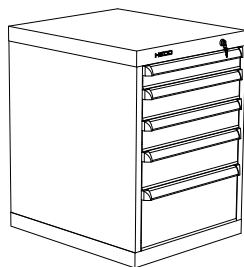
cajones/tiroirs/drawers			
135 1 14	54 Kg	 	2x 135 C75 1x 135 C200 1x 135 C250





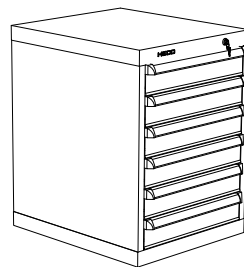
cajones/tiroirs/drawers			
135 1 15	54,5 Kg	 	2x 135 C100 1x 135 C150 1x 135 C250





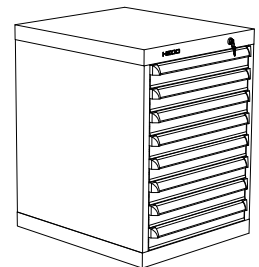
cajones/tiroirs/drawers			
135 1 16	59,5 Kg	 	2x 135 C75 1x 135 C100 1x 135 C150 1x 135 C200



cajones/tiroirs/drawers			
135 1 17	59,5 Kg	 	1x 135 C75 2x 135 C100 1x 135 C125 1x 135 C200




cajones/tiroirs/drawers			
135 1 18	65 Kg	 	6x 135 C100




cajones/tiroirs/drawers			
135 1 19	75 Kg	 	8x 135 C75


SERIE 135 2 STANDARD



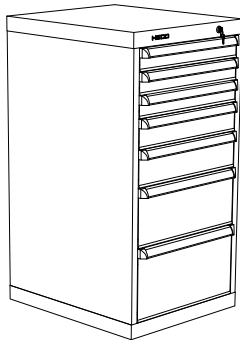
135 2 11	71 Kg			cajones/tiroirs/drawers
				1x 135 C100 4x 135 C200



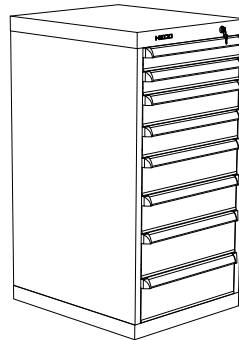
135 2 12	77 Kg			cajones/tiroirs/drawers
				1x 135 C75 1x 135 C100 1x 135 C125 1x 135 C150 1x 135 C200 1x 135 C250



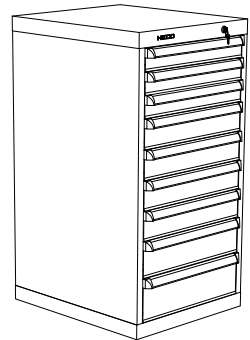
135 2 13	78 Kg			cajones/tiroirs/drawers
				6x 135 C150



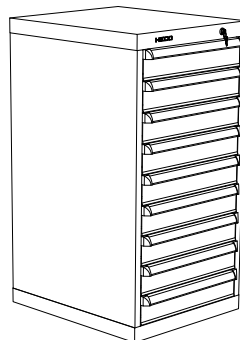
135 2 14	82 Kg			cajones/tiroirs/drawers
				3x 135 C75 1x 135 C100 1x 135 C125 1x 135 C200 1x 135 C250



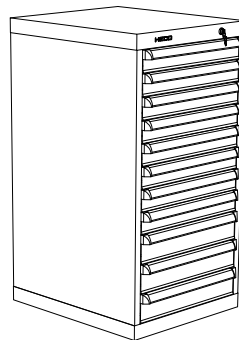
135 2 15	88 Kg			cajones/tiroirs/drawers
				2x 135 C75 2x 135 C100 2x 135 C125 2x 135 C150



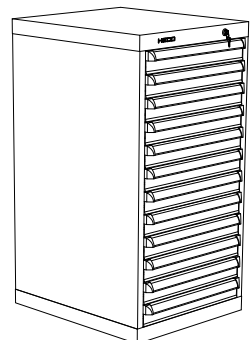
135 2 16	93 Kg			cajones/tiroirs/drawers
				3x 135 C75 4x 135 C100 1x 135 C125 1x 135 C150



135 2 17	93 Kg			cajones/tiroirs/drawers
				9x 135 C100




135 2 18	103 Kg			cajones/tiroirs/drawers
				8x 135 C75 3x 135 C100




135 2 19	108 Kg			cajones/tiroirs/drawers
				12x 135 C75


SERIE 135 4 STANDARD



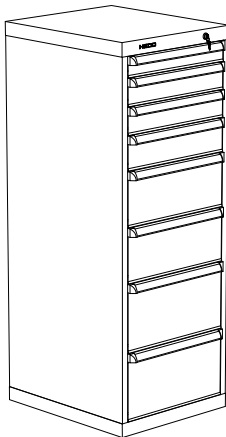
135 4 11	97,5 Kg			cajones/tiroirs/drawers
				1x 135 C100 6x 135 C200



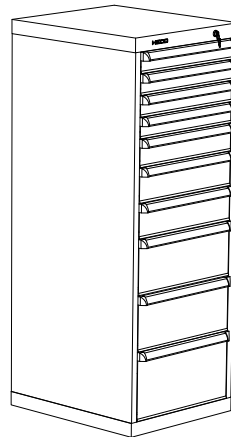
135 4 12	98 Kg			cajones/tiroirs/drawers
				2x 135 C150 5x 135 C200




135 4 13	103,5 Kg			cajones/tiroirs/drawers
				4x 135 C100 2x 135 C200 2x 135 C250



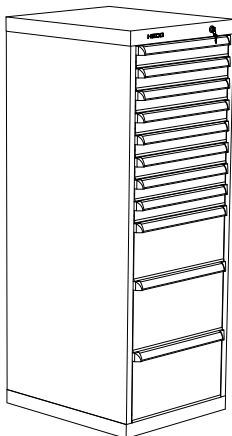
135 4 14	103,5 Kg			cajones/tiroirs/drawers
				1x 135 C75 2x 135 C100 1x 135 C125 2x 135 C200 2x 135 C250



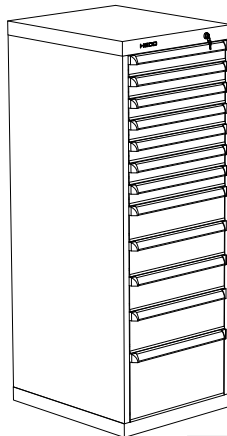
135 4 15	114 Kg			cajones/tiroirs/drawers
				4x 135 C75 1x 135 C100 2x 135 C125 2x 135 C200 1x 135 C250



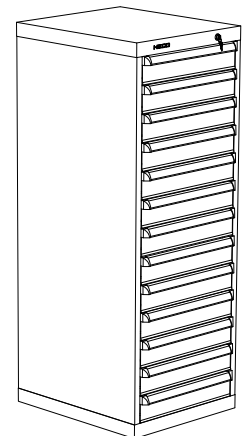
135 4 16	114,5 Kg			cajones/tiroirs/drawers
				2x 135 C75 3x 135 C100 2x 135 C125 1x 135 C150 1x 135 C200 1x 135 C250



135 4 17	119 Kg			cajones/tiroirs/drawers
				8x 135 C75 1x 135 C200 2x 135 C250




135 4 18	125 Kg			cajones/tiroirs/drawers
				7x 135 C75 3x 135 C125 1x 135 C150 1x 135 C250

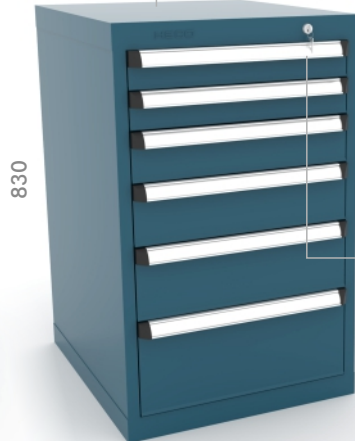


135 4 19	130,5 Kg			cajones/tiroirs/drawers
				13x 135 C100


SERIE 136 2 ref. 136 2 1 / 136 2 2




SERIE 136 2 1




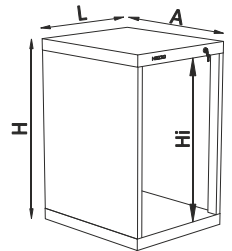
SERIE 136 2 2



Sistema antivuelco.
Système anti-renversement.
Anti-roll system.

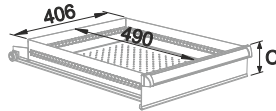


Cierre centralizado.
Verrouillage centralisé.
Central locking.



Guías simples.
Glissières simples.
Simple slides.

GS Apertura 90%.
Ouverture 90%.
90% opening.



		LxAxH (mm)	Hi (mm)
136 2	25 Kg	515x600x830	725
136 2 1	62 Kg	515x600x830	725
136 2 2	67 Kg	515x600x830	725


e 1 mm

i Los cajones no incluyen divisiones.
Les tiroirs n'incluent pas les séparations.
Divisions for drawers no included.

i ACCESORIOS. Ver información (PAG. 289).
ACCESSOIRES. Voir information (PAG. 289).
ACCESSORIES. See information (PAG. 289).

	GS 100 KG	136 2 1	GS 100 KG	136 2 2	GS 100 KG	PORTACONOS PORTE-CÔNES TOOL HOLDER
SERIE 136 2	C=50					
	C=75	●	135 S100 C75 6,5Kg	● (x2)	135 S100 C75 6,5Kg	135 S100 ISO 40
	C=100	●	135 S100 C100 7Kg	●	135 S100 C100 7Kg	135 S100 HSK 50
	C=125	● (x2)	135 S100 C125 7,5Kg	●	135 S100 C125 7,5Kg	135 S100 HSK 63
	C=150			●	135 S100 C150 8Kg	135 S100 HSK 80
	C=200			●	135 S100 C200 8,5Kg	135 S100 ISO 50
C=250						
C=300	●	135 S100 C300 10,5Kg			●	135 S100 HSK 100 10,5Kg
		e 1 mm		e 1 mm		e 1 mm

SERIE 136 2 1 STANDARD



136 2 1	62 Kg	GS 100 KG	cajones/tiroirs/drawers
			1x 135 C75 1x 135 C100 2x 135 C125 1x 135 C300

SERIE 136 2 2 STANDARD



136 2 2	67 Kg	GS 100 KG	cajones/tiroirs/drawers
			2x 135 C75 1x 135 C100 1x 135 C125. 1x 135 C150 1x 135 C200

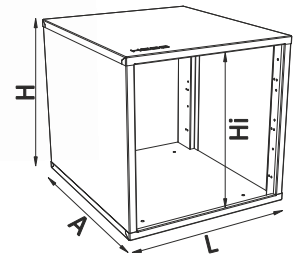
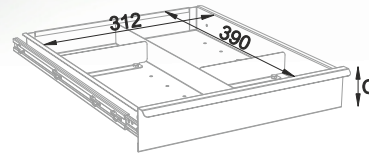
SERIE 106 ref. 106 4 1 - 106 4 4

Armario con cajones de reducidas dimensiones (5 o 3 cajones).
Armoire avec tiroirs de dimension réduites (5 ou 3 tiroirs).
Cabinet with drawers of reduced dimension (5 or 3 drawers).

SERIE 106 4 1
SERIE 106 4 2
SERIE 106 4 3

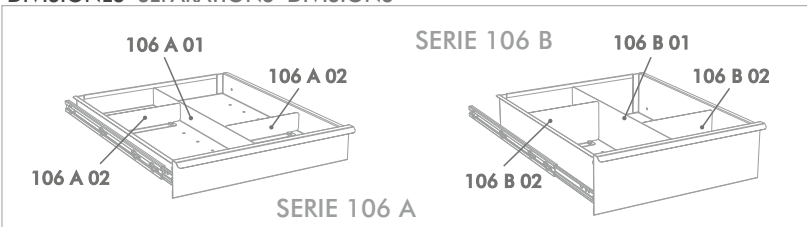


SERIE 106 4 4



	LxAxH (mm)	Hi (mm)
106 4 1	28,49 Kg	370x420x360
106 4 2	30,03 Kg	
106 4 3	27,17 Kg	
106 4 4	20,63 Kg	

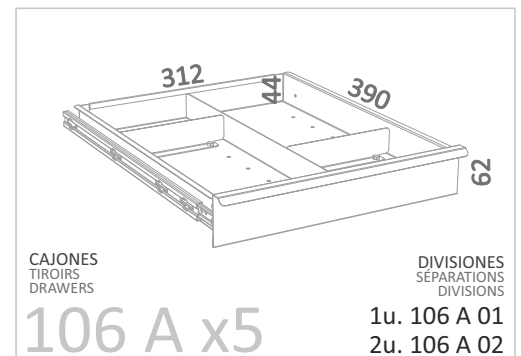
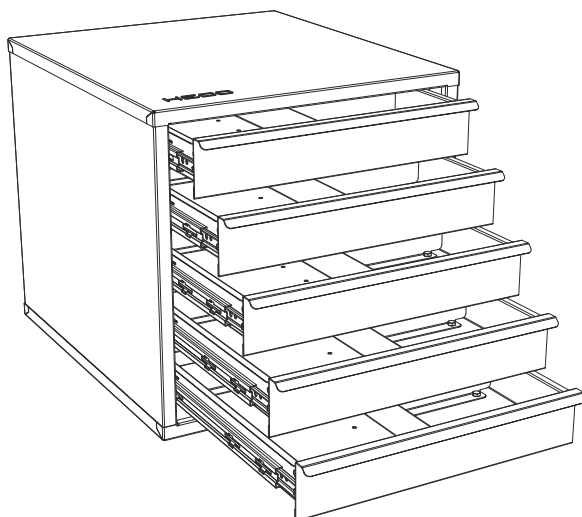
DIVISIONES SÉPARATIONS DIVISIONS



e 0.8 mm

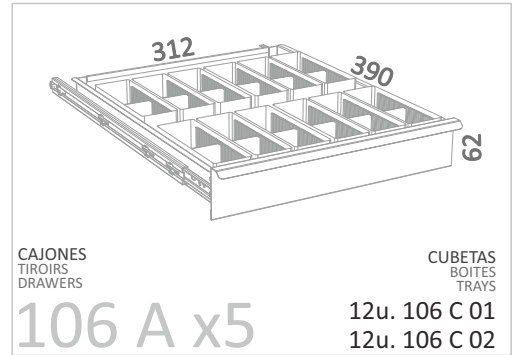
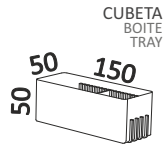
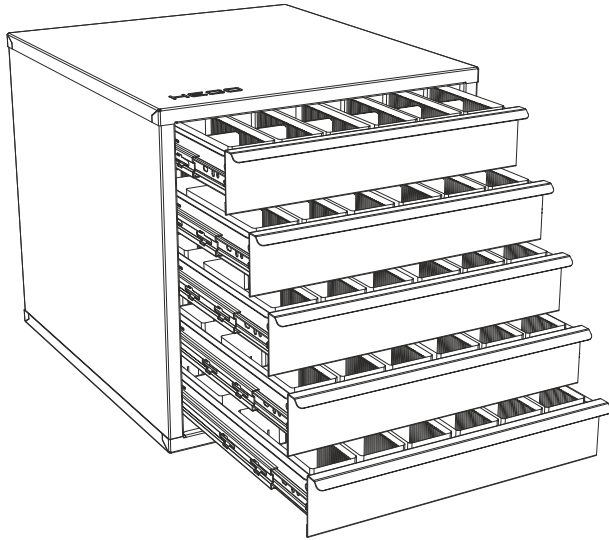
	C=62	4,26 Kg	● (x5)
106 A	C=105	4,42 Kg	● (x3)
106 B			e 0.8 mm

SERIE 106 4 1 STANDARD



			L x A x H
106 4 1	28,49 Kg	1	370 x 420 x 360
componentes / composants / components			
106 A 01	longitudinal / longitudinale / lengthwise		386x37mm
106 A 02	transversal / transversale / transverse		151x37mm

SERIE 106 4 2 STANDARD

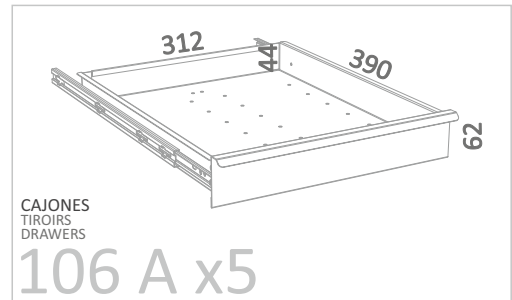
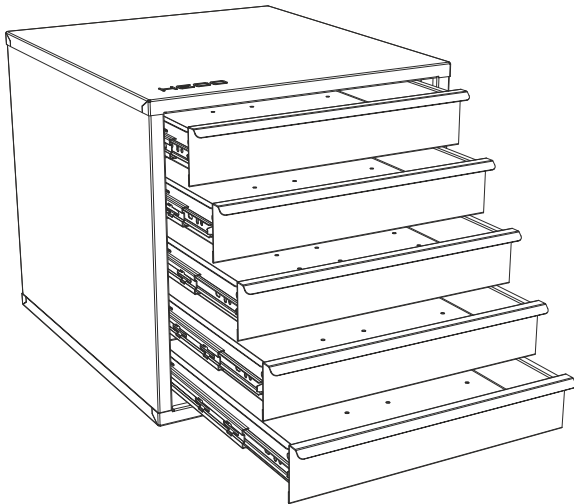


			L x A x H
106 4 2	30,03 Kg	1	370 x 420 x 360

componentes / composants / components

106 C 01	cubeta / boite / tray	150x52x47mm
106 C 02	division cubeta / séparation boite / tray division	

SERIE 106 4 3 STANDARD

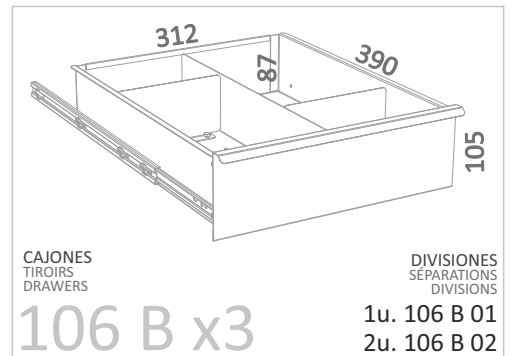
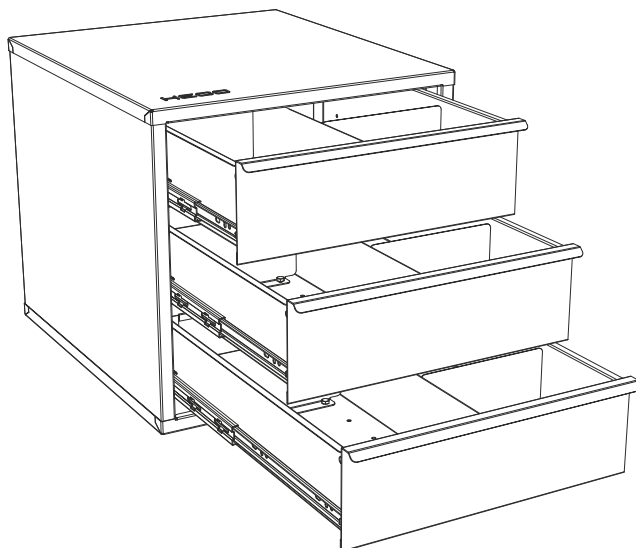


			L x A x H
106 4 3	27,17 Kg	1	370 x 420 x 360



Los cajones no incluyen divisiones.
Les tiroirs n'incluent pas les séparations.
Divisions for drawers no included.

SERIE 106 4 4 STANDARD



			L x A x H
106 4 4	20,63 Kg	1	370 x 420 x 360

componentes / composants / components


106 B 01	longitudinal / longitudinale / lengthwise	386x80mm
106 B 02	transversal / transversale / transverse	151x80mm

SERIE 400 ref. 4200 / 4300 / 4400

Armarios archivadores.
Armoire à classeurs.
Closets filing cabinets.


oficinas / bureaux / offices

SERIE 4200




Cierre centralizado.
Verrouillage centralisé.
Central locking.

SERIE 4300

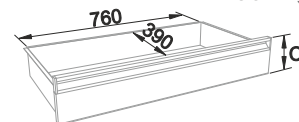


Soporte para archivadores. Incluidos en serie 400 F.
Support pour classeurs. Inclus dans série 400 F.
Folding - holder. Included at serie 400 F.

SERIE 4400

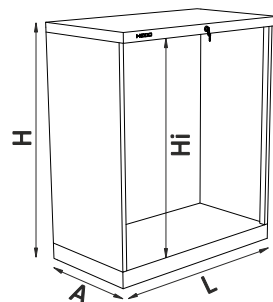


Bloqueo cajones y guías.
Verrouillage des tiroirs et glissières.
Locking drawers and slides.



400 C	C=150	6,4 Kg
400 F	C=300	11 Kg

GT	50
	•
	•
e	0.8 mm



	L (mm)	A (mm)	H (mm)	Hi (mm)	cajones/tiroirs/drawers	
4204	41,8 Kg	862	465	716	600	4
4212	38,5 Kg					3
4220	35,5 Kg					2
4306	58,2 Kg	862	465	1018	900	6
4314	55 Kg					5
4322	52 Kg					4
4330	48,5 Kg					3
4408	74,6 Kg	862	465	1320	1200	8
4416	71,5 Kg					7
4424	68,2 Kg					6
4432	65 Kg					5
4440	61,8 Kg					4

e 0.8 mm



Los cajones no incluyen divisiones.
Les tiroirs n'incluent pas les séparations.
Divisions for drawers no included.



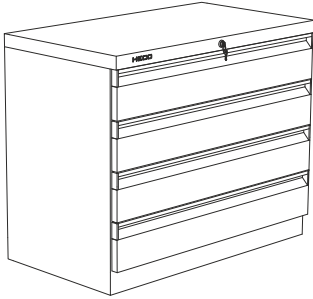
Para más información accesorios, ver PAG. 286.
Pour plus d'information accessoires, voir PAGE. 286.
For further information of accesories, see PAGE. 286.



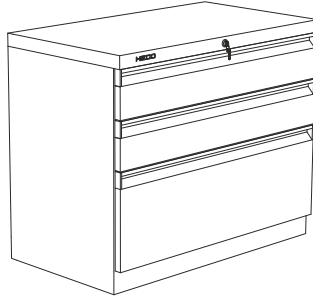
Consultar plazo de entrega.
Consulter le délai de livraison.
Check delivery time.



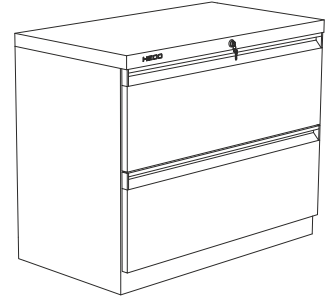
SERIE 4200 STANDARD



4204	41.8 Kg		cajones/tiroirs/drawers 4x 400 C
------	---------	--	-------------------------------------



4212	38.5 Kg		cajones/tiroirs/drawers 2x 400 C 1x 400 F
------	---------	--	---



4220	35.5 Kg		cajones/tiroirs/drawers 2x 400 F
------	---------	--	-------------------------------------

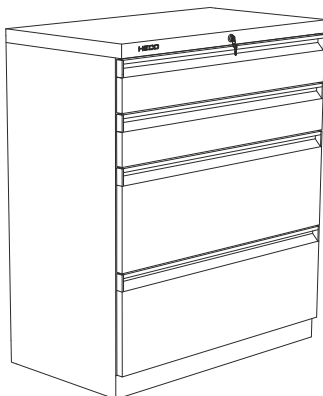
SERIE 4300 STANDARD



4306	58,2 Kg		cajones/tiroirs/drawers 6x 400 C
------	---------	--	-------------------------------------



4314	55 Kg		cajones/tiroirs/drawers 4x 400 C 1x 400 F
------	-------	--	---

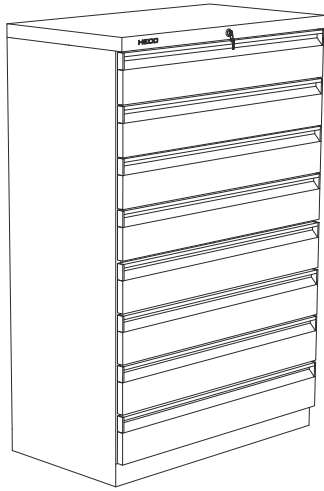


4322	52 Kg		cajones/tiroirs/drawers 2x 400 C 2x 400 F
------	-------	--	---

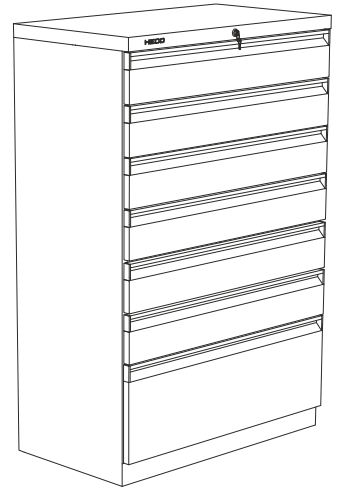


4330	48,5 Kg		cajones/tiroirs/drawers 3x 400 F
------	---------	--	-------------------------------------

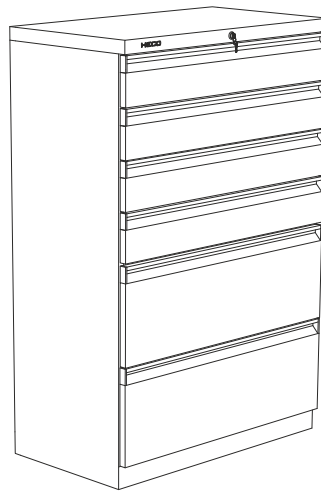
SERIE 4400 STANDARD



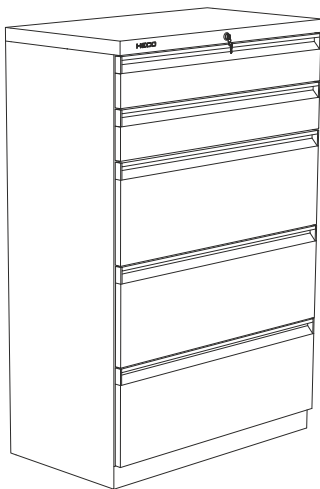
4408	74,6 Kg		cajones/tiroirs/drawers
			8x 400 C



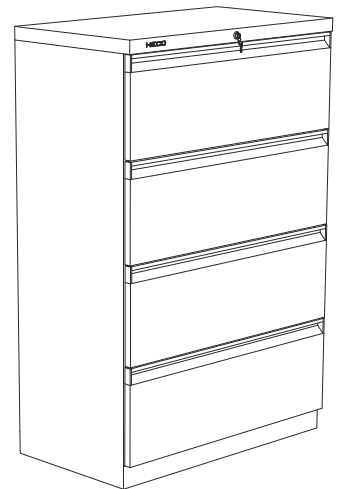
4416	71,5 Kg		cajones/tiroirs/drawers
			6x 400 C 1x 400 F



4424	68,2 Kg		cajones/tiroirs/drawers
			4x 400 C 2x 400 F



4432	65 Kg		cajones/tiroirs/drawers
			2x 400 C 3x 400 F

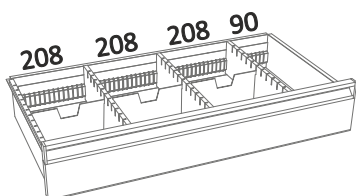


4440	61,8 Kg		cajones/tiroirs/drawers
			4x 400 F

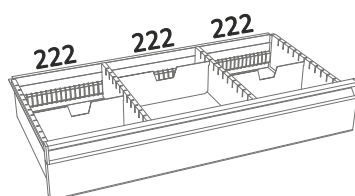
SERIE 400 DIVISIONES / SEPARATIONS / DIVISORS

Composición de divisiones estandar para armarios de oficinas.
Composition standard de séparations pour armoires de bureaux.
Standard divisions compositions for offices cabinets.

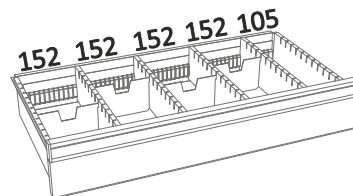
ESTANDARD / STANDARD / STANDARD



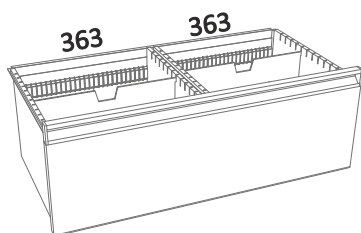
	cajón/tiroir/drawer	divisiones/séparations/divisions
400 43 C	400 C (Hf 150mm)	1x 400 RF C 3x 400 C 208 5x 400 RL C 1x 400 RA C



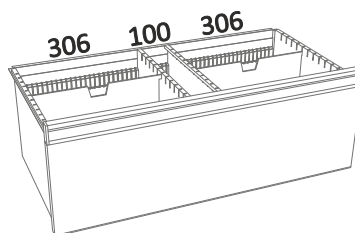
	cajón/tiroir/drawer	divisiones/séparations/divisions
400 44 C	400 C (Hf 150mm)	1x 400 RF F 3x 400 C 222 4x 400 RL C 1x 400 RA C



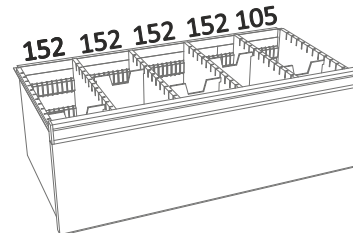
	cajón/tiroir/drawer	divisiones/séparations/divisions
400 45 C	400 C (Hf 150mm)	1x 400 RF C 4x 400 C 152 7x 400 RL C 1x 400 RA C



	cajón/tiroir/drawer	divisiones/séparations/divisions
400 33 F	400 F (Hf 300mm)	1x 400 RF F 2x 400 F 363 2x 400 RL F 1x 400 RA F



	cajón/tiroir/drawer	divisiones/séparations/divisions
400 35 F	400 F (Hf 300mm)	1x 400 RF F 2x 400 F 306 2x 400 RL F 1x 400 RA F




	cajón/tiroir/drawer	divisiones/séparations/divisions
400 40 F	400 F (Hf 300mm)	1x 400 RF F 2x 400 F 152 7x 400 RL F 1x 400 RA F

ACCESORIOS / ACCESSOIRES / ACCESSORIES




L 82 / 110 / 138 / 152 / 208 / 222

400 C
e 1.5 mm



400 RL C
e 1 mm

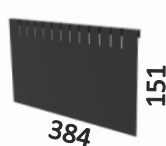


400 RA/RF C
e 1+0.6 mm




L 110 / 152 / 222 / 250 / 306 / 348 / 363

400 F
e 1.5 mm



400 RL F
e 1 mm



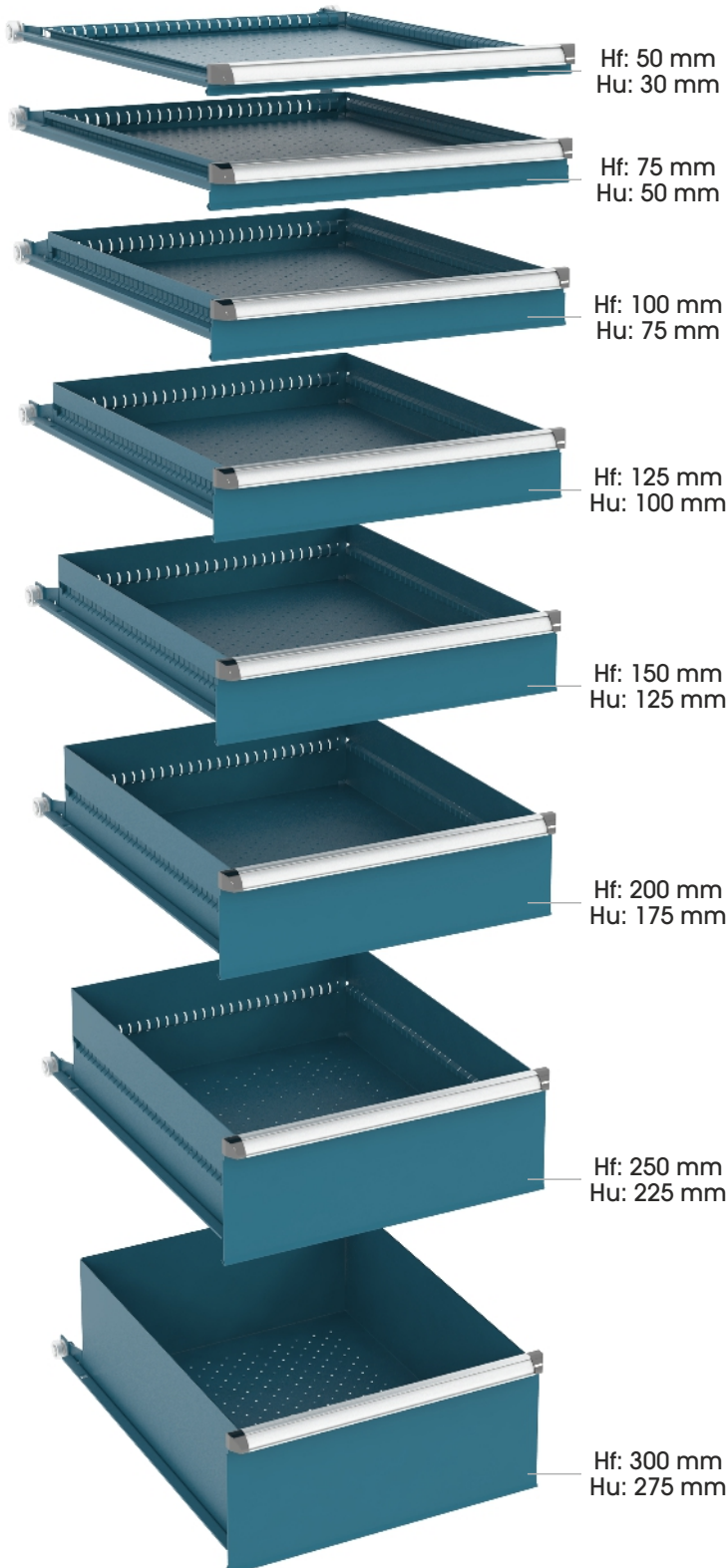
400 RA/RF F
e 1+0.6 mm

INFO

CAJONES TIROIRS DRAWERS


Hf Altura frontal.
Hauteur frontale.
Front height.

Hu Altura útil.
Hauteur utile.
Useable height.



INFO


GUIAS GLISSIÈRES SLIDES



GS

100
KG


- Guía Simple 100kg / Apertura 90%.
- Glissière Simple 100kg / Ouverture 90%.
- Simple Slide 100kg / 90% opening.



GT

50
KG


- Guía Telescópica 50kg / Apertura 100%.
- Glissière Télescopique 50kg / Ouverture 100%.
- Telescopic Slide 50kg / 100% opening.



GT

100
KG

- Guía Telescópica 100kg / Apertura 100%.
- Glissière Télescopique 100kg / Ouverture 100%.
- Telescopic Slide 100kg / 100% opening.



GT

200
KG

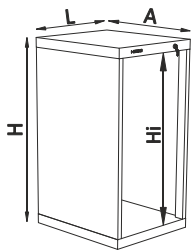
- Guía Telescópica 200kg / Apertura 100%.
- Glissière Télescopique 200kg / Ouverture 100%.
- Telescopic Slide 200kg / 100% opening.

INFO: EX NOMENCLATURA CAJONES NOMENCLATURE TIROIRS DRAWERS NAMING

Ejemplo para la elección de cajones, válido para el resto de series.
 Exemple de sélection de tiroirs, valable pour toutes les autres séries.
 Example for the selection of drawers, valid for all other series.

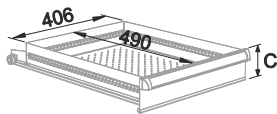
SERIE SÉRIE SERIES 115/126/127 119 122 123 135	+	GUIAS GLISSIÈRES SLIDES <table border="1" style="display: inline-table; border-collapse: collapse;"> <tr> <td style="padding: 2px;">GS</td> <td style="padding: 2px;">GT</td> <td style="padding: 2px;">GT</td> <td style="padding: 2px;">GT</td> </tr> <tr> <td style="padding: 2px; background-color: red; color: white;">100</td> <td style="padding: 2px; background-color: red; color: white;">50</td> <td style="padding: 2px; background-color: red; color: white;">100</td> <td style="padding: 2px; background-color: red; color: white;">200</td> </tr> </table>	GS	GT	GT	GT	100	50	100	200	+	CAJONES TIROIRS DRAWERS Hf <small>Altura frontal. Hauteur frontale. Front height.</small>
GS	GT	GT	GT									
100	50	100	200									

ex.



	LxAxH (mm)	Hi (mm)
135 1	515x600x700	600
135 2	515x600x1000	900
135 4	515x600x1400	1300

e 1 mm



SERIE 135	C=75	C=100	C=125	C=150	C=200	C=250	C=300	GUIAS GLISSIÈRES SLIDES	
								GS	100
								●	x2
								●	
								●	
								●	
								●	
								●	
								●	

e 1 mm

SERIE 135 2
(515x600x1000)
Hi 900 mm

composición composition composition

SERIE SÉRIE	GUIAS GLISSIÈRES SLIDES	CAJONES TIROIRS DRAWERS
135	S100	C075
135	S100	C075
135	S100	C100
135	S100	C150
135	S100	C200
135	S100	C300

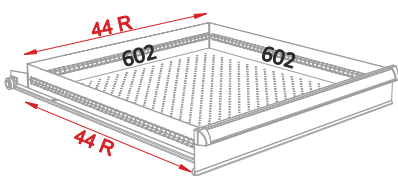
=Hi <<<

PEDIDO
COMMANDE
ORDER

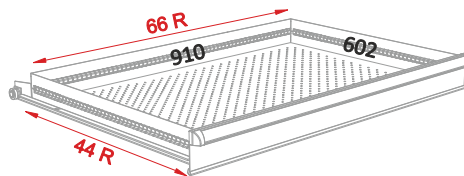
SERIE 135 2
2u. 135 S100 C075
135 S100 C100
135 S100 C150
135 S100 C200
135 S100 C300

INFO CAJONES / TIROIRS / DRAWERS

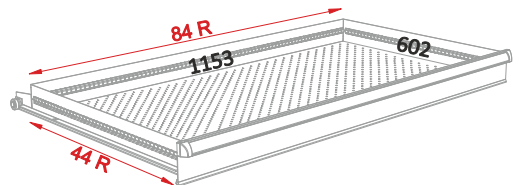
Para SERIE 115/119/143/122/123/135/126/127.
 Pour SÉRIE 115/119/143/122/123/135/126/127.
 For SERIES 115/119/143/122/123/135/126/127.



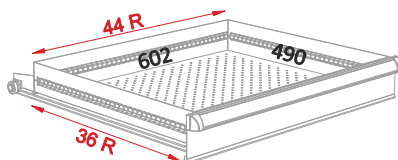
115-126-127



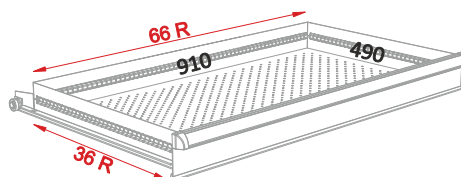
119



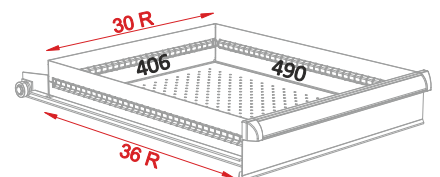
143



122

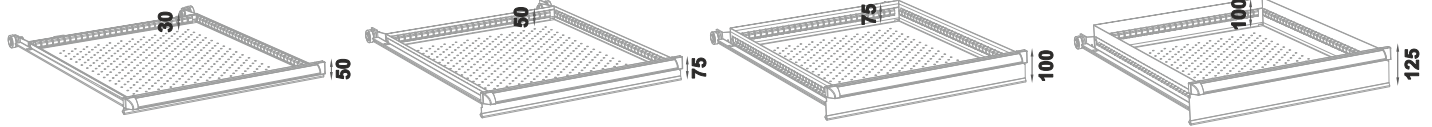


123



135

REFERENCES DIVISIONES / INTERCALAIRES / DIVISORS



CAJON TIROIR DRAWER **C50**

DIVISIONES RANURADAS
DIVISIONS RAINURÉES
SLOTTED DIVISORS

SERIE 115,119

ref.	LxAxH
050 R	610x14x30 mm

DIVISIONES PLANAS
INTERCALAIRES
SIMPLE DIVISORS

ref.	Hf +R	Lu	Ld
050 04	42 mm	53 mm	
050 05	56 mm	67 mm	
050 06	70 mm	81 mm	
050 07	84 mm	95 mm	
050 08	98 mm	109 mm	
050 09	112 mm	123 mm	
050 10	126 mm	137 mm	
050 11	140 mm	151 mm	
050 12	154 mm	165 mm	
050 13	168 mm	179 mm	
050 14	182 mm	193 mm	
050 15	196 mm	207 mm	
050 16	210 mm	221 mm	
050 17	224 mm	235 mm	
050 18	238 mm	249 mm	
050 19	252 mm	263 mm	
050 20	266 mm	277 mm	
050 21	280 mm	291 mm	
050 22	294 mm	305 mm	
050 23	308 mm	319 mm	
050 24	322 mm	333 mm	
050 25	336 mm	347 mm	
050 26	350 mm	361 mm	
050 27	364 mm	375 mm	
050 28	378 mm	389 mm	
050 29	392 mm	403 mm	
050 30	406 mm	417 mm	
050 31	420 mm	431 mm	
050 32	434 mm	445 mm	
050 33	448 mm	459 mm	
050 34	462 mm	473 mm	
050 35	476 mm	487 mm	
050 36	490 mm	501 mm	
050 37	504 mm	515 mm	
050 38	518 mm	529 mm	
050 39	532 mm	543 mm	
050 40	546 mm	557 mm	
050 41	560 mm	571 mm	
050 42	574 mm	585 mm	
050 43	588 mm	599 mm	
050 44	602 mm	613 mm	

CAJON TIROIR DRAWER **C75**

DIVISIONES RANURADAS
DIVISIONS RAINURÉES
SLOTTED DIVISORS

SERIE 115,119,143

ref.	LxAxH
075 R	610x14x50 mm

SERIE 135,122,123

ref.	LxAxH
135 075 R	498x14x50 mm

DIVISIONES PLANAS
INTERCALAIRES
SIMPLE DIVISORS

ref.	Hf +R	Lu	Ld
075 04	42 mm	53 mm	
075 05	56 mm	67 mm	
075 06	70 mm	81 mm	
075 07	84 mm	95 mm	
075 08	98 mm	109 mm	
075 09	112 mm	123 mm	
075 10	126 mm	137 mm	
075 11	140 mm	151 mm	
075 12	154 mm	165 mm	
075 13	168 mm	179 mm	
075 14	182 mm	193 mm	
075 15	196 mm	207 mm	
075 16	210 mm	221 mm	
075 17	224 mm	235 mm	
075 18	238 mm	249 mm	
075 19	252 mm	263 mm	
075 20	266 mm	277 mm	
075 21	280 mm	291 mm	
075 22	294 mm	305 mm	
075 23	308 mm	319 mm	
075 24	322 mm	333 mm	
075 25	336 mm	347 mm	
075 26	350 mm	361 mm	
075 27	364 mm	375 mm	
075 28	378 mm	389 mm	
075 29	392 mm	403 mm	
075 30	406 mm	417 mm	
075 31	420 mm	431 mm	
075 32	434 mm	445 mm	
075 33	448 mm	459 mm	
075 34	462 mm	473 mm	
075 35	476 mm	487 mm	
075 36	490 mm	501 mm	
075 37	504 mm	515 mm	
075 38	518 mm	529 mm	
075 39	532 mm	543 mm	
075 40	546 mm	557 mm	
075 41	560 mm	571 mm	
075 42	574 mm	585 mm	
075 43	588 mm	599 mm	
075 44	602 mm	613 mm	

CAJON TIROIR DRAWER **C100**

DIVISIONES RANURADAS
DIVISIONS RAINURÉES
SLOTTED DIVISORS

SERIE 115,119,143

ref.	LxAxH
100 R	610x14x75 mm

SERIE 135,122,123

ref.	LxAxH
135 100 R	498x14x75 mm

DIVISIONES PLANAS
INTERCALAIRES
SIMPLE DIVISORS

ref.	Hf +R	Lu	Ld
100 04	42 mm	53 mm	
100 05	56 mm	67 mm	
100 06	70 mm	81 mm	
100 07	84 mm	95 mm	
100 08	98 mm	109 mm	
100 09	112 mm	123 mm	
100 10	126 mm	137 mm	
100 11	140 mm	151 mm	
100 12	154 mm	165 mm	
100 13	168 mm	179 mm	
100 14	182 mm	193 mm	
100 15	196 mm	207 mm	
100 16	210 mm	221 mm	
100 17	224 mm	235 mm	
100 18	238 mm	249 mm	
100 19	252 mm	263 mm	
100 20	266 mm	277 mm	
100 21	280 mm	291 mm	
100 22	294 mm	305 mm	
100 23	308 mm	319 mm	
100 24	322 mm	333 mm	
100 25	336 mm	347 mm	
100 26	350 mm	361 mm	
100 27	364 mm	375 mm	
100 28	378 mm	389 mm	
100 29	392 mm	403 mm	
100 30	406 mm	417 mm	
100 31	420 mm	431 mm	
100 32	434 mm	445 mm	
100 33	448 mm	459 mm	
100 34	462 mm	473 mm	
100 35	476 mm	487 mm	
100 36	490 mm	501 mm	
100 37	504 mm	515 mm	
100 38	518 mm	529 mm	
100 39	532 mm	543 mm	
100 40	546 mm	557 mm	
100 41	560 mm	571 mm	
100 42	574 mm	585 mm	
100 43	588 mm	599 mm	
100 44	602 mm	613 mm	

CAJON TIROIR DRAWER **C125**

DIVISIONES RANURADAS
DIVISIONS RAINURÉES
SLOTTED DIVISORS

SERIE 115,119,143

ref.	LxAxH
125 R	610x14x100 mm

SERIE 135,122,123

ref.	LxAxH
135 125 R	498x14x100 mm

DIVISIONES PLANAS
INTERCALAIRES
SIMPLE DIVISORS

ref.	Hf +R	Lu	Ld
125 04	42 mm	53 mm	
125 05	56 mm	67 mm	
125 06	70 mm	81 mm	
125 07	84 mm	95 mm	
125 08	98 mm	109 mm	
125 09	112 mm	123 mm	
125 10	126 mm	137 mm	
125 11	140 mm	151 mm	
125 12	154 mm	165 mm	
125 13	168 mm	179 mm	
125 14	182 mm	193 mm	
125 15	196 mm	207 mm	
125 16	210 mm	221 mm	
125 17	224 mm	235 mm	
125 18	238 mm	249 mm	
125 19	252 mm	263 mm	
125 20	266 mm	277 mm	
125 21	280 mm	291 mm	
125 22	294 mm	305 mm	
125 23	308 mm	319 mm	
125 24	322 mm	333 mm	
125 25	336 mm	347 mm	
125 26	350 mm	361 mm	
125 27	364 mm	375 mm	
125 28	378 mm	389 mm	
125 29	392 mm	403 mm	
125 30	406 mm	417 mm	
125 31	420 mm	431 mm	
125 32	434 mm	445 mm	
125 33	448 mm	459 mm	
125 34	462 mm	473 mm	
125 35	476 mm	487 mm	
125 36	490 mm	501 mm	
125 37	504 mm	515 mm	
125 38	518 mm	529 mm	
125 39	532 mm	543 mm	
125 40	546 mm	557 mm	
125 41	560 mm	571 mm	
125 42	574 mm	585 mm	
125 43	588 mm	599 mm	
125 44	602 mm	613 mm	

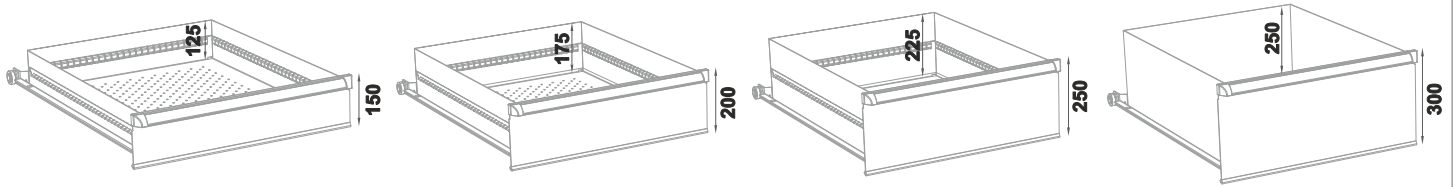
Hf Altura frontal cajón.
Hauteur frontale tiroir.
Drawer front height.

R Ranuras ocupadas.
Rainures occupées.
Slots to be used.

Lu Longitud útil.
Longueur utile.
Useful length width.

Ld Longitud real de la pieza.
Longueur réelle de la pièce.
Real length width from piece.

REFERENCIAS DIVISIONES / INTERCALAIRES / DIVISORS



CAJON TIROIR DRAWER C150

DIVISIONES RANURADAS
DIVISIONS RAINURÉES
SLOTTED DIVISORS

SERIE 115,119,143

ref.	LxAxH
150 R	610x14x125 mm

SERIE 135,122,123

ref.	LxAxH
135 150 R	498x14x125 mm

DIVISIONES PLANAS
INTERCALAIRES
SIMPLE DIVISORS

ref.	Hf +R	Lu	Ld
150 04	42 mm	53 mm	
150 05	56 mm	67 mm	
150 06	70 mm	81 mm	
150 07	84 mm	95 mm	
150 08	98 mm	109 mm	
150 09	112 mm	123 mm	
150 10	126 mm	137 mm	
150 11	140 mm	151 mm	
150 12	154 mm	165 mm	
150 13	168 mm	179 mm	
150 14	182 mm	193 mm	
150 15	196 mm	207 mm	
150 16	210 mm	221 mm	
150 17	224 mm	235 mm	
150 18	238 mm	249 mm	
150 19	252 mm	263 mm	
150 20	266 mm	277 mm	
150 21	280 mm	291 mm	
150 22	294 mm	305 mm	
150 23	308 mm	319 mm	
150 24	322 mm	333 mm	
150 25	336 mm	347 mm	
150 26	350 mm	361 mm	
150 27	364 mm	375 mm	
150 28	378 mm	389 mm	
150 29	392 mm	403 mm	
150 30	406 mm	417 mm	
150 31	420 mm	431 mm	
150 32	434 mm	445 mm	
150 33	448 mm	459 mm	
150 34	462 mm	473 mm	
150 35	476 mm	487 mm	
150 36	490 mm	501 mm	
150 37	504 mm	515 mm	
150 38	518 mm	529 mm	
150 39	532 mm	543 mm	
150 40	546 mm	557 mm	
150 41	560 mm	571 mm	
150 42	574 mm	585 mm	
150 43	588 mm	599 mm	
150 44	602 mm	613 mm	

CAJON TIROIR DRAWER C200

DIVISIONES RANURADAS
DIVISIONS RAINURÉES
SLOTTED DIVISORS

SERIE 115,119,143

ref.	LxAxH
200 R	610x14x175 mm

SERIE 135,122,123

ref.	LxAxH
135 200 R	498x14x175 mm

DIVISIONES PLANAS
INTERCALAIRES
SIMPLE DIVISORS

ref.	Hf +R	Lu	Ld
200 04	42 mm	53 mm	
200 05	56 mm	67 mm	
200 06	70 mm	81 mm	
200 07	84 mm	95 mm	
200 08	98 mm	109 mm	
200 09	112 mm	123 mm	
200 10	126 mm	137 mm	
200 11	140 mm	151 mm	
200 12	154 mm	165 mm	
200 13	168 mm	179 mm	
200 14	182 mm	193 mm	
200 15	196 mm	207 mm	
200 16	210 mm	221 mm	
200 17	224 mm	235 mm	
200 18	238 mm	249 mm	
200 19	252 mm	263 mm	
200 20	266 mm	277 mm	
200 21	280 mm	291 mm	
200 22	294 mm	305 mm	
200 23	308 mm	319 mm	
200 24	322 mm	333 mm	
200 25	336 mm	347 mm	
200 26	350 mm	361 mm	
200 27	364 mm	375 mm	
200 28	378 mm	389 mm	
200 29	392 mm	403 mm	
200 30	406 mm	417 mm	
200 31	420 mm	431 mm	
200 32	434 mm	445 mm	
200 33	448 mm	459 mm	
200 34	462 mm	473 mm	
200 35	476 mm	487 mm	
200 36	490 mm	501 mm	
200 37	504 mm	515 mm	
200 38	518 mm	529 mm	
200 39	532 mm	543 mm	
200 40	546 mm	557 mm	
200 41	560 mm	571 mm	
200 42	574 mm	585 mm	
200 43	588 mm	599 mm	
200 44	602 mm	613 mm	

CAJON TIROIR DRAWER C250

DIVISIONES RANURADAS
DIVISIONS RAINURÉES
SLOTTED DIVISORS

SERIE 115,119,143

ref.	LxAxH
250 R	610x14x225 mm

SERIE 135,122,123

ref.	LxAxH
135 250 R	498x14x225 mm

DIVISIONES PLANAS
INTERCALAIRES
SIMPLE DIVISORS

ref.	Hf +R	Lu	Ld
250 04	42 mm	53 mm	
250 05	56 mm	67 mm	
250 06	70 mm	81 mm	
250 07	84 mm	95 mm	
250 08	98 mm	109 mm	
250 09	112 mm	123 mm	
250 10	126 mm	137 mm	
250 11	140 mm	151 mm	
250 12	154 mm	165 mm	
250 13	168 mm	179 mm	
250 14	182 mm	193 mm	
250 15	196 mm	207 mm	
250 16	210 mm	221 mm	
250 17	224 mm	235 mm	
250 18	238 mm	249 mm	
250 19	252 mm	263 mm	
250 20	266 mm	277 mm	
250 21	280 mm	291 mm	
250 22	294 mm	305 mm	
250 23	308 mm	319 mm	
250 24	322 mm	333 mm	
250 25	336 mm	347 mm	
250 26	350 mm	361 mm	
250 27	364 mm	375 mm	
250 28	378 mm	389 mm	
250 29	392 mm	403 mm	
250 30	406 mm	417 mm	
250 31	420 mm	431 mm	
250 32	434 mm	445 mm	
250 33	448 mm	459 mm	
250 34	462 mm	473 mm	
250 35	476 mm	487 mm	
250 36	490 mm	501 mm	
250 37	504 mm	515 mm	
250 38	518 mm	529 mm	
250 39	532 mm	543 mm	
250 40	546 mm	557 mm	
250 41	560 mm	571 mm	
250 42	574 mm	585 mm	
250 43	588 mm	599 mm	
250 44	602 mm	613 mm	

CAJON TIROIR DRAWER C300

DIVISIONES RANURADAS
DIVISIONS RAINURÉES
SLOTTED DIVISORS

SERIE 115,119

ref.	LxAxH
300 R	610x14x250 mm

DIVISIONES PLANAS
INTERCALAIRES
SIMPLE DIVISORS

ref.	Hf +R	Lu	Ld
300 04	42 mm	53 mm	
300 05	56 mm	67 mm	
300 06	70 mm	81 mm	
300 07	84 mm	95 mm	
300 08	98 mm	109 mm	
300 09	112 mm	123 mm	
300 10	126 mm	137 mm	
300 11	140 mm	151 mm	
300 12	154 mm	165 mm	
300 13	168 mm	179 mm	
300 14	182 mm	193 mm	
300 15	196 mm	207 mm	
300 16	210 mm	221 mm	
300 17	224 mm	235 mm	
300 18	238 mm	249 mm	
300 19	252 mm	263 mm	
300 20	266 mm	277 mm	
300 21	280 mm	291 mm	
300 22	294 mm	305 mm	
300 23	308 mm	319 mm	
300 24	322 mm	333 mm	
300 25	336 mm	347 mm	
300 26	350 mm	361 mm	
300 27	364 mm	375 mm	
300 28	378 mm	389 mm	
300 29	392 mm	403 mm	
300 30	406 mm	417 mm	
300 31	420 mm	431 mm	
300 32	434 mm	445 mm	
300 33	448 mm	459 mm	
300 34	462 mm	473 mm	
300 35	476 mm	487 mm	
300 36	490 mm	501 mm	
300 37	504 mm	515 mm	
300 38	518 mm	529 mm	
300 39	532 mm	543 mm	
300 40	546 mm	557 mm	
300 41	560 mm	571 mm	
300 42	574 mm	585 mm	
300 43	588 mm	599 mm	
300 44	602 mm	613 mm	

Hf Altura frontal cajón.
Hauteur frontale tiroir.
Drawer front height.

R Ranuras ocupadas.
Rainures occupées.
Slots to be used.

Lu Longitud útil.
Longueur utile.
Useful length width.

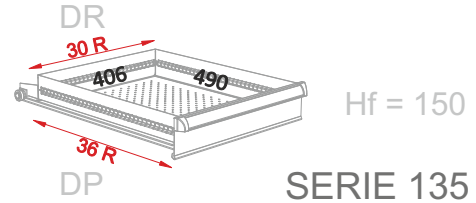
Ld Longitud real de la pieza.
Longueur réelle de la pièce.
Real length width from piece.

INFO: EX DIVISIONES DE CAJONES SEPARATIONS DES TIROIRS / DRAWER DIVISIONS

Ejemplo para la elección de divisiones ranuradas y planas, válido para el resto de series.
Exemple de sélection des séparations et intercalaires, valable pour toutes les autres séries.
Example for the selection of divisions, valid for all other series.

SERIE 135 2

CAJON 135 S100 C150 Hf
TIROIR
DRAWER

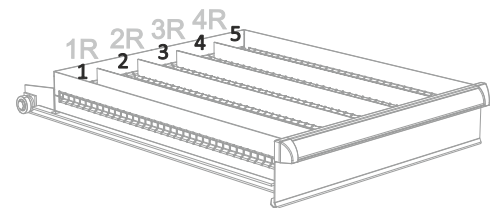


DR División ranurada. / **DP** Divisiones planas.
Séparation rainurée. / Intercalaires.
Slotted division. / Simple divisions.

SERIE 135

DR división ranurada séparations rainurées / slotted divisions

Longitud cajón: 406mm. Para tener 5 espacios, debo pedir 4 divisiones ranuradas.
Longueur tiroir: 406mm. Pour avoir 5 espaces, je dois demander 4 divisions rainurées.
Drawer length: 406mm. To have 5 spaces, I must ask 4 slotted divisors.

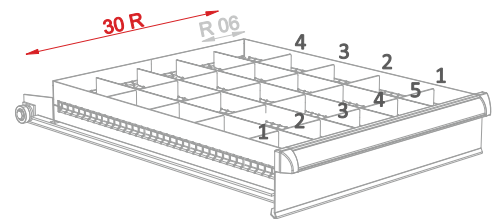


SERIE + **Hf** Altura frontal. Hauteur frontale. Front height. + **R**

DP división plana intercalaires / simple division

Para tener 25 espacios, debo pedir 20 divisiones planas.
Pour avoir 25 espaces, je dois demander 20 séparations intercalaires.
To have to 25 spaces, I must be ask 20 simple divisions.

$4 \times 5 = 20$ unidades unités units $\frac{30R}{5}$ espacios places space = R 06

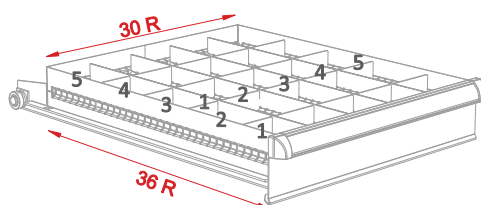


Hf Altura frontal. Hauteur frontale. Front height. + **R**

PEDIDO	SERIE 135 2	
COMMANDE	1u. 135 S100 C150	cajón tiroir / drawer
ORDER	4u. 135 150 R	división ranurada / division rainurée / slotted division DR
	20u. 150 06	división plana / intercalaire / simple division DP

DR posición position / position

Ubicación de las divisiones ranuradas y las divisiones planas.
Emplacement pour les divisions rainurées et les intercalaires.
Slotted and simple divisions emplacement.

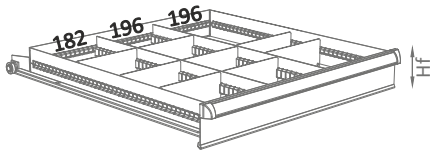


DR $\frac{30R}{5}$ espacios places space = 6 ranuras ocupadas en horizontal / rainures occupées longitudinales / longitudinal occupied grooves

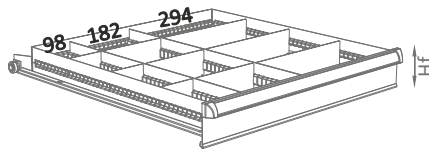
DP $\frac{36R}{5}$ espacios places space = 7 ranuras ocupadas en vertical / rainures occupées verticales / vertical occupied grooves

SERIE 115 -126-127 COMPOSICIONES / COMPOSITIONS / COMPOSITIONS

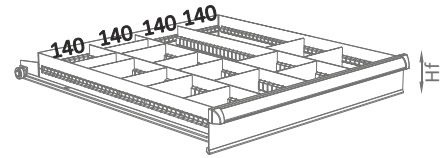
Divisiones para cajones según altura frontal.
Séparateurs des tiroirs selon hauteur de frontal.
Drawer divisions according to front height.



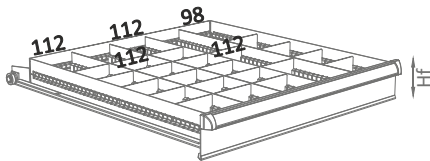
	Hf
115 050 D1	50
115 075 D1	75
115 100 D1	100
115 125 D1	125
115 150 D1	150
115 200 D1	200
115 250 D1	250



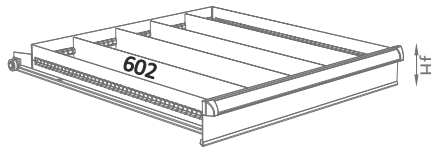
	Hf
115 050 D2	50
115 075 D2	75
115 100 D2	100
115 125 D2	125
115 150 D2	150
115 200 D2	200
115 250 D2	250



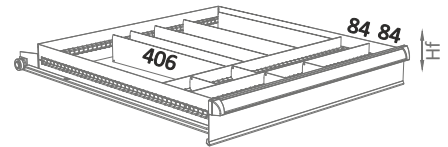
	Hf
115 050 D3	50
115 075 D3	75
115 100 D3	100
115 125 D3	125
115 150 D3	150
115 200 D3	200
115 250 D3	250



	Hf
115 050 D4	50
115 075 D4	75
115 100 D4	100
115 125 D4	125
115 150 D4	150
115 200 D4	200
115 250 D4	250



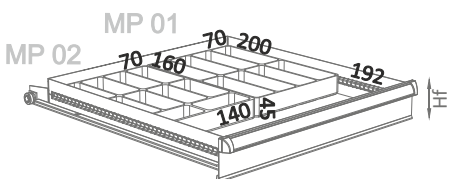
	Hf
115 050 D5	50
115 075 D5	75
115 100 D5	100
115 125 D5	125
115 150 D5	150
115 200 D5	200
115 250 D5	250



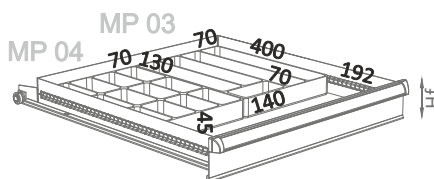
	Hf
115 050 D6	50
115 075 D6	75
115 100 D6	100
115 125 D6	125
115 150 D6	150
115 200 D6	200
115 250 D6	250

SERIE 115 -126-127 COMPOSICIONES / COMPOSITIONS / COMPOSITIONS

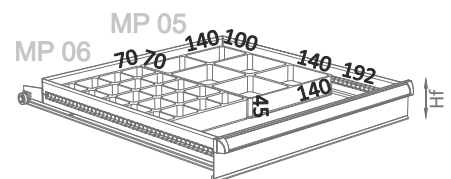
Cubetas para cajones según altura frontal, sólo cajón 75 y 100.
Boîtes des tiroirs selon hauteur de frontal, tiroir 75 et 100 seulement.
Drawer trays according to front height, drawer 75 and 100 only.



	Hf	cubetas boîtes trays
115 MP 01-02	75	MP 01
115 MP 01-02	100	MP 02



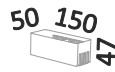
	Hf	cubetas boîtes trays
115 MP 03-04	75	MP 03
115 MP 03-04	100	MP 04



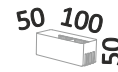
	Hf	cubetas boîtes trays
115 MP 05-06	75	MP 05
115 MP 05-06	100	MP 06

SERIE 115 -126-127 COMPOSICIONES / COMPOSITIONS / COMPOSITIONS

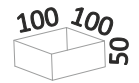
Cubetas para cajones según altura frontal.
Boîtes des tiroirs selon hauteur de frontal.
Drawer trays according to front height.



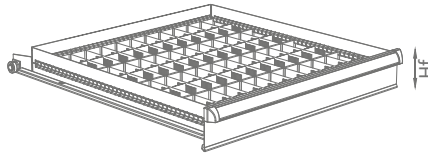
48x CPA 01
48x CPA 01 1



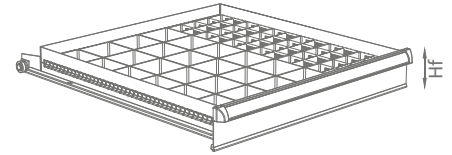
24x CP A 00
24x 200 2 02



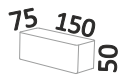
24x CP A 02



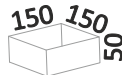
	Hf	cubetas boîtes trays
115 075 C1	75	48x CPA 01
	100	48x CPA 01 1



	Hf	cubetas boîtes trays
115 075 C2	75	24x CP A 00
	100	24x 200 2 02 24x CP A 02



16x CPA 04



8x CPA 05



8x CPA 12

4x CPA 11

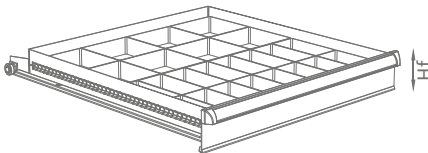
4x CPA 10



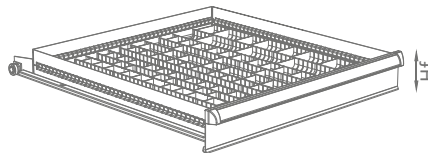
24x CP C 04



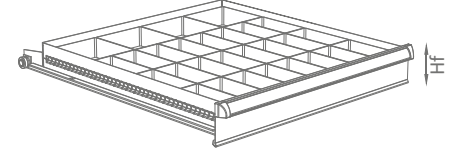
4x CP C 05



	Hf	cubetas boîtes trays
115 075 C3	75	16x CP A 04
	100	8x CP A 05



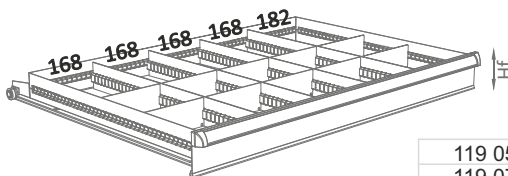
	Hf	cubetas boîtes trays
115 075 C4	75	8x CPA 10
	100	4x CPA 11 4x CPA 12



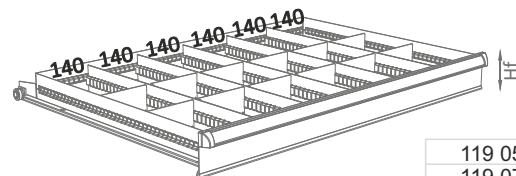
	Hf	cubetas boîtes trays
115 125 C1	125	4x CP C 05
	150	24x CP C 04

SERIE 119 COMPOSICIONES / COMPOSITIONS / COMPOSITIONS

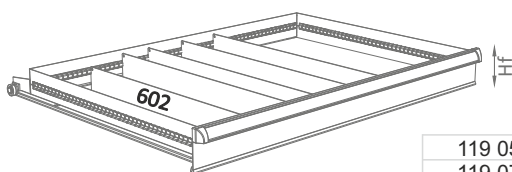
Divisiones para cajones según altura frontal.
Séparateurs des tiroirs selon hauteur de frontal.
Drawer divisions according to front height.



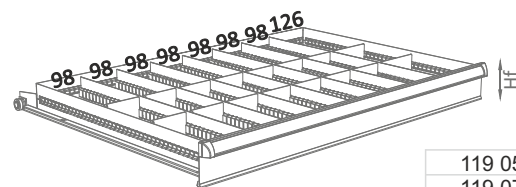
	Hf
119 050 D3	50
119 075 D3	75
119 100 D3	100
119 125 D3	125
119 150 D3	150
119 200 D3	200
119 250 D3	250



	Hf
119 050 D4	50
119 075 D4	75
119 100 D4	100
119 125 D4	125
119 150 D4	150
119 200 D4	200
119 250 D4	250



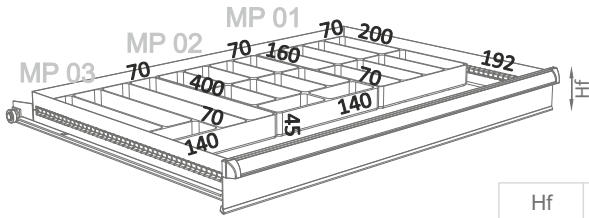
	Hf
119 050 D5	50
119 075 D5	75
119 100 D5	100
119 125 D5	125
119 150 D5	150
119 200 D5	200
119 250 D5	250



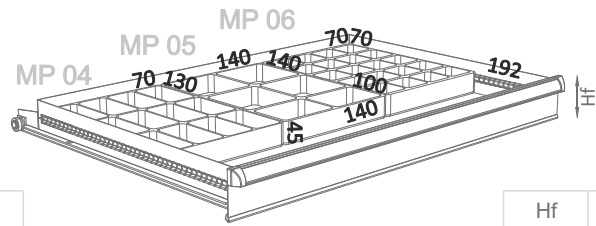
	Hf
119 050 D6	50
119 075 D6	75
119 100 D6	100
119 125 D6	125
119 150 D6	150
119 200 D6	200
119 250 D6	250

SERIE 119 COMPOSICIONES / COMPOSITIONS / COMPOSITIONS

Cubetas para cajones según altura frontal, sólo cajón 75 y 100.
Boîtes des tiroirs selon hauteur de frontal, tiroir 75 et 100 seulement.
Drawer trays according to front height, drawer 75 and 100 only.



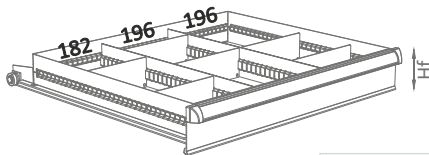
	Hf	cubetas boîtes trays
119 MP 01-02-03	75	MP 01
	100	MP 02
		MP 03



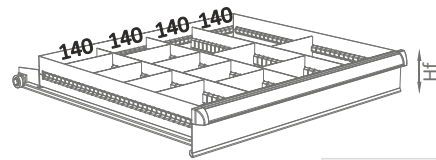
	Hf	cubetas boîtes trays
119 MP 04-05-06	75	MP 04
	100	MP 05
		MP 06

SERIE 122 COMPOSICIONES / COMPOSITIONS / COMPOSITIONS

Divisiones para cajones según altura frontal.
Séparateurs des tiroirs selon hauteur de frontal.
Drawer divisions according to front height.



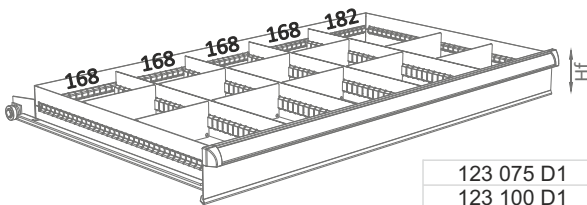
	Hf
122 075 D1	75
122 100 D1	100
122 125 D1	125
122 150 D1	150
122 200 D1	200
122 250 D1	250



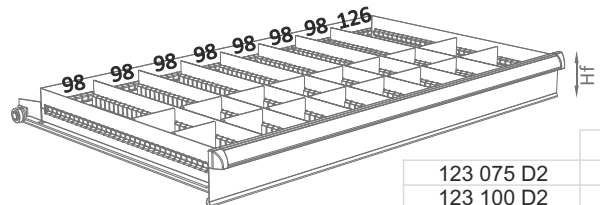
	Hf
122 075 D2	75
122 100 D2	100
122 125 D2	125
122 150 D2	150
122 200 D2	200
122 250 D2	250

SERIE 123 COMPOSICIONES / COMPOSITIONS / COMPOSITIONS

Divisiones para cajones según altura frontal.
Séparateurs des tiroirs selon hauteur de frontal.
Drawer divisions according to front height.



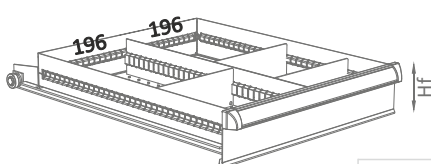
	Hf
123 075 D1	75
123 100 D1	100
123 125 D1	125
123 150 D1	150
123 200 D1	200
123 250 D1	250



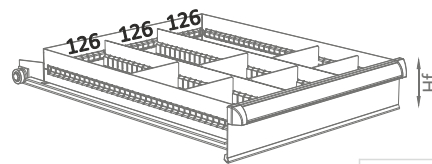
	Hf
123 075 D2	75
123 100 D2	100
123 125 D2	125
123 150 D2	150
123 200 D2	200
123 250 D2	250

SERIE 135 COMPOSICIONES / COMPOSITIONS / COMPOSITIONS

Divisiones para cajones según altura frontal.
Séparateurs des tiroirs selon hauteur de frontal.
Drawer divisions according to front height.



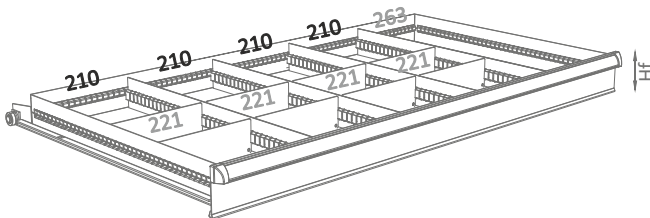
	Hf
135 075 D1	75
135 100 D1	100
135 125 D1	125
135 150 D1	150
135 200 D1	200
135 250 D1	250



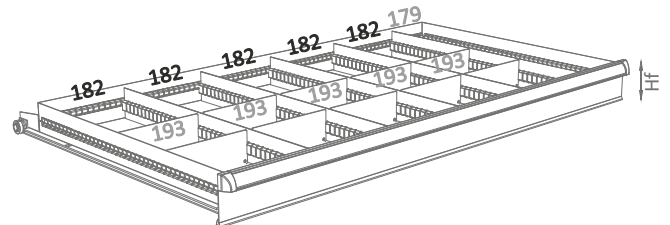
	Hf
135 075 D2	75
135 100 D2	100
135 125 D2	125
135 150 D2	150
135 200 D2	200
135 250 D2	250

SERIE 143 COMPOSICIONES / COMPOSITIONS / COMPOSITIONS

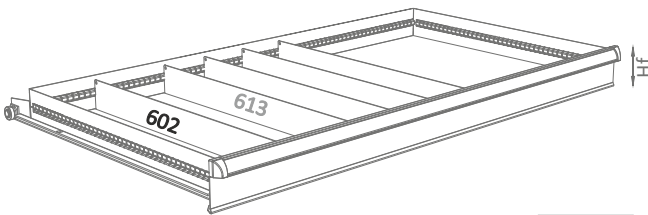
Divisiones para cajones según altura frontal.
Séparateurs des tiroirs selon hauteur de frontal.
Drawer divisions according to front height.



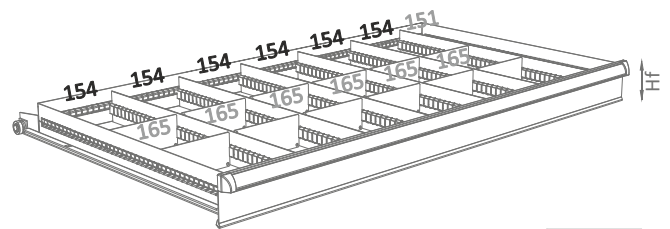
	Hf
143 075 D3	75
143 100 D3	100
143 125 D3	125
143 150 D3	150
143 200 D3	200
143 250 D3	250



	Hf
143 075 D4	75
143 100 D4	100
143 125 D4	125
143 150 D4	150
143 200 D4	200
143 250 D4	250



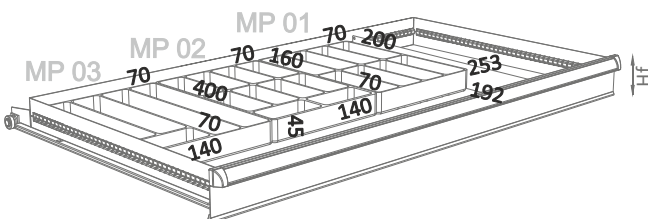
	Hf
143 075 D5	75
143 100 D5	100
143 125 D5	125
143 150 D5	150
143 200 D5	200
143 250 D5	250



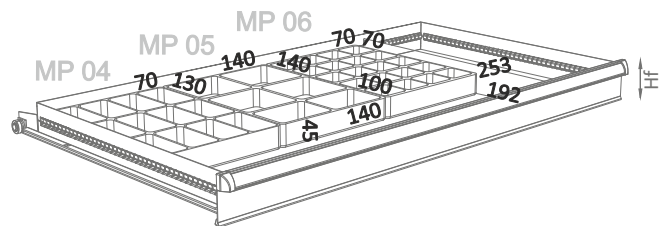
	Hf
143 075 D6	75
143 100 D6	100
143 125 D6	125
143 150 D6	150
143 200 D6	200
143 250 D6	250

SERIE 143 COMPOSICIONES / COMPOSITIONS / COMPOSITIONS

Cubetas para cajones según altura frontal, sólo cajón 75 y 100.
Boîtes des tiroirs selon hauteur de frontal, tiroir 75 et 100 seulement.
Drawer trays according to front height, drawer 75 and 100 only.



	Hf	cubetas boîtes trays
143 MP 01-02-03	75	MP 01
	100	MP 02
		MP 03



	Hf	cubetas boîtes trays
143 MP 04-05-06	75	MP 04
	100	MP 05
		MP 06

ARMOIRES A PORTES

CABINETS WITH DOORS



FR

- Grande variété de tailles et configurations.
- Conception robuste et résistante.
- Ouverture des portes à 180°.
- Fermeture à deux points.
- Étagères réglables chaque 25mm.
- Portes en option de méthacrylate.
- Système RFID en option.
- Délai de livraison 10 jours ouvrables.
- Couleur standard bleu martelé possibilité teintes en option.

EN

- Wide range of sizes and configurations.
- Strong and resistant design.
- 180° Opening doors.
- 2 point closure.
- Adjustable shelves every 25mm.
- Methacrylate doors in option.
- Optional RFID system.
- Delivery time 10 working days.
- Standard colour hammered blue possibility optional colours.

ARMARIOS CON PUERTAS



ES

- Gran variedad de medidas y configuraciones.
- Diseño robusto y resistente.
- Aperturas de puertas de 180°.
- Cierre dos puntos.
- Bandejas graduables cada 25mm.
- Puertas de metacrilato en opción.
- Cierre electrónico. Sistema RFID en opción.
- Plazo de entrega 10 días laborables.
- Color estándar azul martelé posibilidad colores en opción.

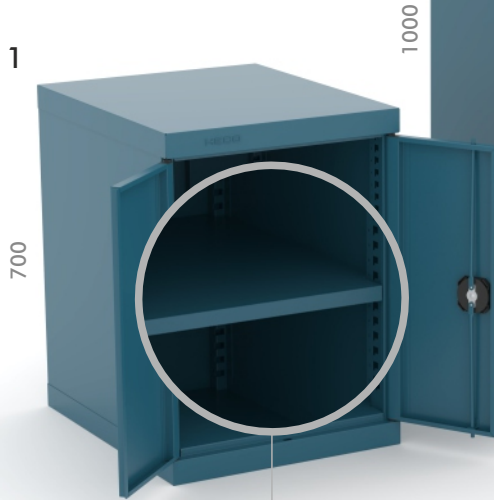


SERIE 125 ref. 1251 / 125 2

Armario 2 puertas
Armoire 2 portes
Cabinet with 2 doors



SERIE 125 1

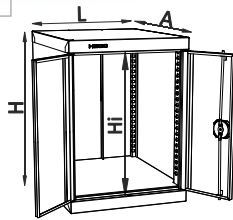


SERIE 125 2



Cierre con llave.
Fermeture à clé.
Key Locking.

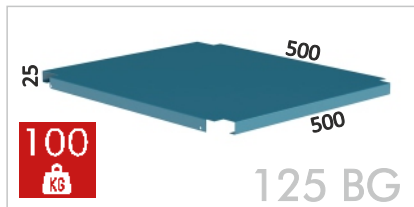
Bandejas regulables cada 25mm
Plateaux réglables chaque 25mm
Adjustable shelves every 25mm



	LxAxH (mm)	Hi (mm)	Bandejas/Plateaux/Trays
125 1	515x623x700	600	1 (500x500x20)
125 2	515x623x1000	900	2 (500x500x20)

*armazón chassis / frame

1 mm



125 BG

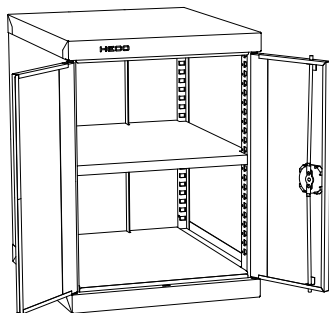


Opcional. Ver: PAG 291.
Optionnel. Voir: PAG 291.
Optional. See: PAGE 291.



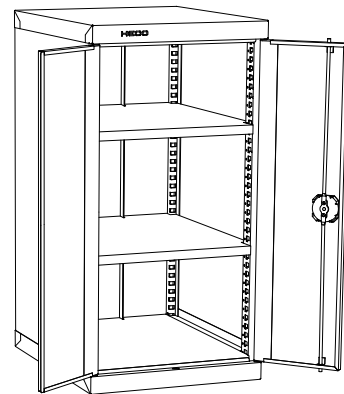
Accesorio: estanteria 125 BG, graduable cada 25mm.
Accessoire: étagère 125 BG, réglable chaque 25mm.
Accessory: shelf 125 BG, adjustable every 25mm.

SERIE 125 1 STANDARD



	Bandejas/Plateaux/Trays	
125 1	38 Kg	1x 125 BG

SERIE 125 2 STANDARD

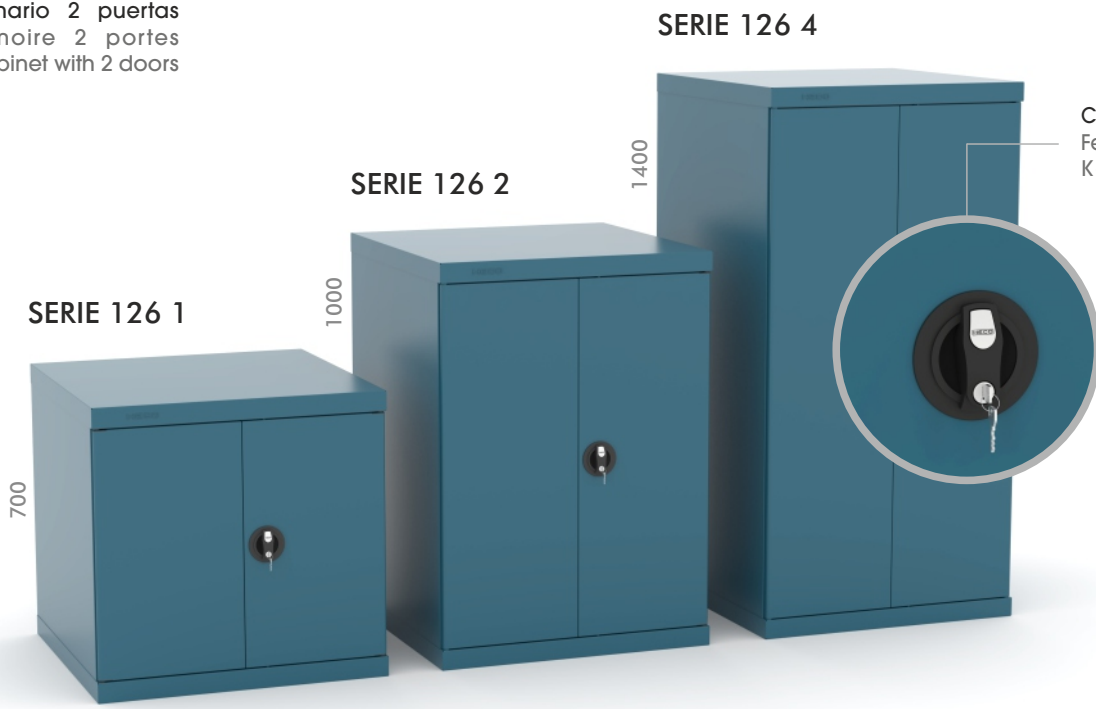


	Bandejas/Plateaux/Trays	
125 2	47 Kg	2x 125 BG

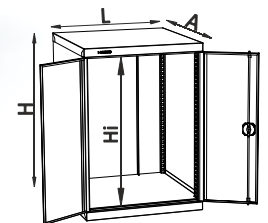
SERIE 126

ref. 126 1 / 126 2 / 126 4

Armario 2 puertas
Armoire 2 portes
Cabinet with 2 doors



Cierre con llave.
Fermeture à clé.
Key Locking.



		L x A x H	Hi (mm)
126 1	41 Kg	714x730x700	575
126 2	49 Kg	714x730x1000	875
126 4	55 Kg	714x730x1400	1275

*armazón chasis / frame

e 1 mm



Opcional. Ver: PAG 291.
Optionnel. Voir: PAG 291.
Optional. See: PAGE 291.



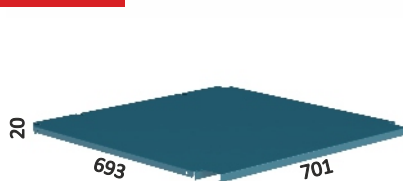
Estanterías graduables cada 25mm.
Étagères réglables chaque 25mm.
Adjustable shelves every 25mm.



Complete su armario con cajones, estanterías y bandejas.
Compléter votre armoire avec des tiroirs, des étagères et plateaux.
Complete your cabinet with drawers, shelves and trays.

INFO

ESTANTERIAS Y CAJONES / ÉTAGÈRES ET TIROIRS / SHELVES AND DRAWERS




126 BG

4,6 Kg



estantería graduable
étagère réglable
adjustable shelf



127 BE T100




bandeja extraíble
plateau amovible
removable tray



127 BE T200



bandeja extraíble
plateau amovible
removable tray



127 T200 50



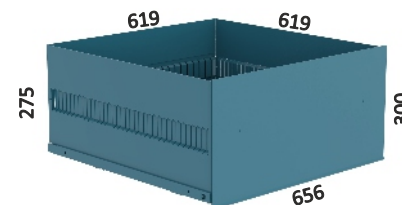
Cajón con 25 Porta Conos ISO 50
Tiroir avec 25 Porte-Cônes ISO 50
Drawer with 25 Tool-Holder ISO 50



127 T200 40



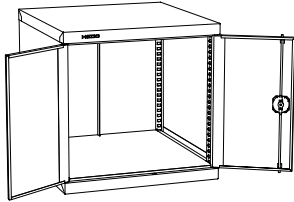
Cajón con 25 Porta Conos ISO 40
Tiroir avec 25 Porte-Cônes ISO 40
Drawer with 25 Tool-Holder ISO 40



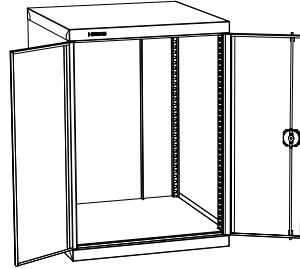
127 T100 300



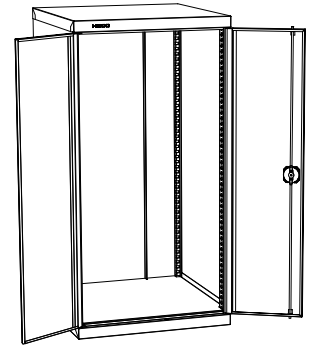
Cajón
Tiroir
Drawer

SERIE 126 1 STANDARD


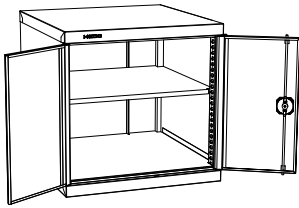
L x A x H		
126 1	41 Kg	714 x 730 x 700

SERIE 126 2 STANDARD


L x A x H		
126 2	49 Kg	714 x 730 x 1000

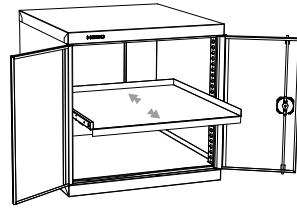
SERIE 126 4 STANDARD


L x A x H		
126 4	55 Kg	714 x 730 x 1400

SERIE 126 1 STANDARD


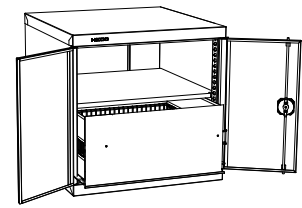
L x A x H		
126 1 1	42.5 Kg	714 x 730 x 700

componentes / composants / components		
126 BG	* estanteria / étagère / shelf	
	* graduable / réglable / adjustable	



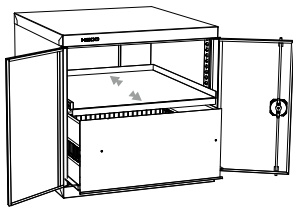
L x A x H		
126 1 2	51 Kg	714 x 730 x 700

componentes / composants / components		
127 BE T100	* bandeja / plateau / tray	
	* extraíble / amovible / removable	



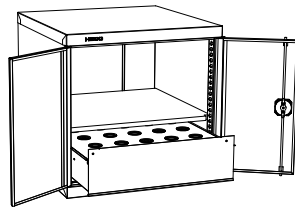
L x A x H		
126 1 3	67.5 Kg	714 x 730 x 700

componentes / composants / components		
126 BG	* estanteria / étagère / shelf	
127 T100 300	cajón / tiroir / drawer	
	* graduable / réglable / adjustable	



L x A x H		
126 1 4	76 Kg	714 x 730 x 700

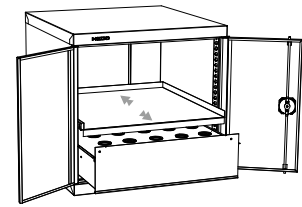
componentes / composants / components		
127 BE T100	* bandeja / plateau / tray	
127 T100 300	cajón / tiroir / drawer	
	* extraíble / amovible / removable	



L x A x H		
126 1 5	65.5 Kg	714 x 730 x 700

componentes / composants / components		
126 BG	* estanteria / étagère / shelf	
127 T200 50	cajón / tiroir / drawer	
	* graduable / réglable / adjustable	
	porta-conos / porte-cônes / tool support	
	ISO 50 / ISO 50 / ISO 50	

25u. PC ISO 50

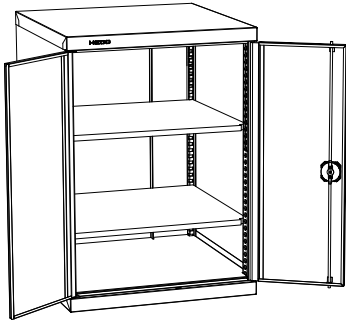


L x A x H		
126 1 6	74 Kg	714 x 730 x 700

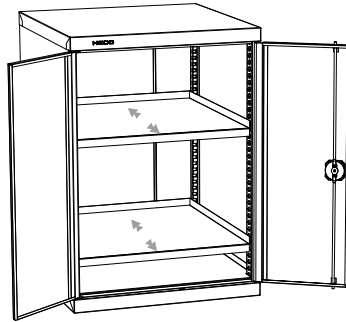
componentes / composants / components		
127 BE T100	* bandeja / plateau / tray	
127 T200 50	cajón / tiroir / drawer	
	* extraíble / amovible / removable	
	porta-conos / porte-cônes / tool support	
	ISO 50 / ISO 50 / ISO 50	

25u. PC ISO 50

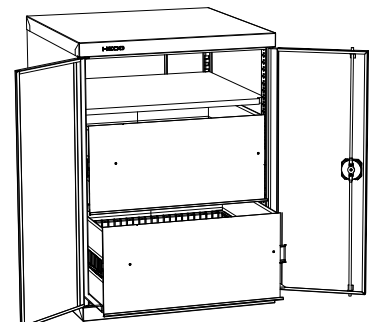
SERIE 126 2 STANDARD





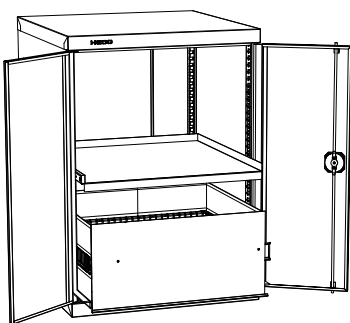
		L x A x H
126 2 1	52 Kg	714 x 730 x 1000
componentes / composants / components		
2x 126 BG	* estanteria / étagère / shelf	
* graduable / réglable / adjustable		





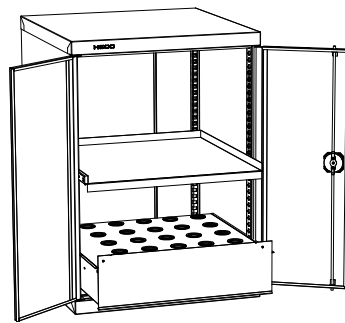
		L x A x H
126 2 2	69 Kg	714 x 730 x 1000
componentes / composants / components		
2x 127 BE T100	* bandeja / plateau / tray  	
* extraíble / amovible / removable		




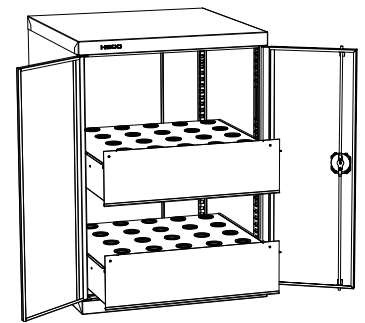
		L x A x H
126 2 3	100 Kg	714 x 730 x 1000
componentes / composants / components		
1x 126 BG	* estanteria / étagère / shelf	
2x 127 T100 300	cajón / tiroir / drawer  	
* graduable / réglable / adjustable		







		L x A x H
126 2 4	84 Kg	714 x 730 x 1000
componentes / composants / components		
1x 127 BE T100	* bandeja / plateau / tray	
1x 127 T100 300	cajón / tiroir / drawer  	
* graduable / réglable / adjustable		

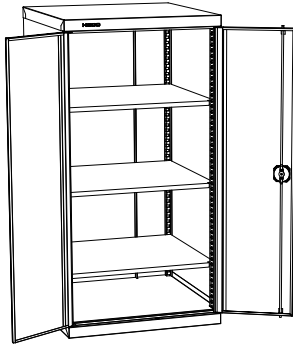


		L x A x H
126 2 5	82 Kg	714 x 730 x 1000
componentes / composants / components		
1x 127 BE T100	* bandeja / plateau / tray	
127 T200 50	cajón / tiroir / drawer  	
* extraíble / amovible / removable		
porta-conos / porte-cônes / tool support ISO 50 / ISO 50 / ISO 50		



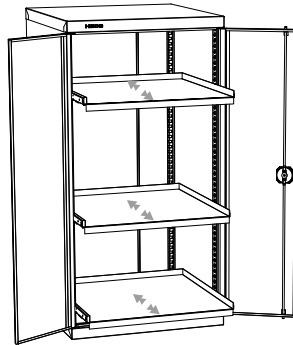
		L x A x H
126 2 6	98 Kg	714 x 730 x 1000
componentes / composants / components		
1x 127 T200 40	cajón / tiroir / drawer  	
1x 127 T200 50	cajón / tiroir / drawer  	
porta-conos / porte-cônes / tool support ISO 40-50 / ISO 40-50 / ISO 40-50		

SERIE 126 4 STANDARD



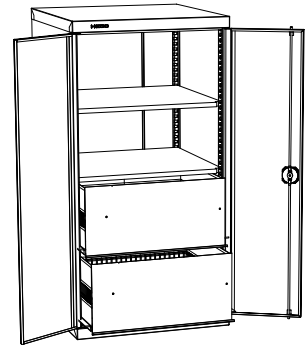
		L x A x H
126 4 1	59.5 Kg	714 x 730 x 1400

componentes / composants / composants		
3x 126 BG	* estanteria / étagère / shelf	
* graduable / réglable / adjustable		



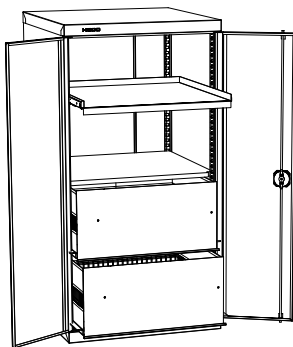
		L x A x H
126 4 2	85 Kg	714 x 730 x 1400

componentes / composants / composants		
3x 127 BE T100	* bandeja / plateau / tray	
* extraíble / amovible / removable		



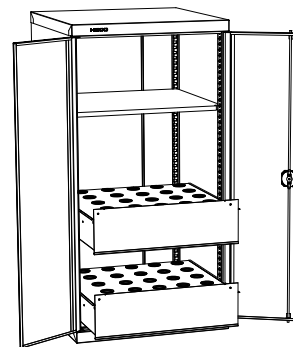
		L x A x H
126 4 3	108 Kg	714 x 730 x 1400

componentes / composants / composants		
2x 126 BG	* estanteria / étagère / shelf	
2x 127 T100 300	cajón / tiroir / drawer	
* graduable / réglable / adjustable		



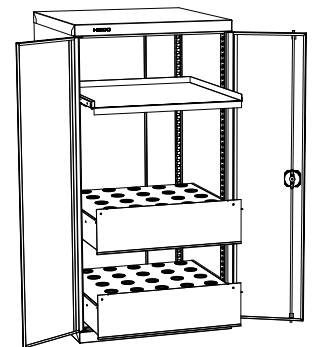
		L x A x H
126 4 4	116.5 Kg	714 x 730 x 1400

componentes / composants / composants		
1x 127 BE T100	* bandeja / plateau / tray	
1x 126 BG	* estanteria / étagère / shelf	
2x 127 T100 300	cajón / tiroir / drawer	
* extraíble / amovible / removable		
* graduable / réglable / adjustable		



		L x A x H
126 4 5	99.5 Kg	714 x 730 x 1400

componentes / composants / composants		
1x 126 BG	* estanteria / étagère / shelf	
1x 127 T200 40	cajón / tiroir / drawer	
1x 127 T200 50	cajón / tiroir / drawer	
* graduable / réglable / adjustable		
porta-conos / porte-cônes / tool support ISO 40-50 / ISO 40-50 / ISO 40-50		



		L x A x H
126 4 6	108 Kg	714 x 730 x 1400

componentes / composants / composants		
1x 127 BE T100	* bandeja / plateau / tray	
1x 127 T200 40	cajón / tiroir / drawer	
1x 127 T200 50	cajón / tiroir / drawer	
* extraíble / amovible / removable		
porta-conos / porte-cônes / tool support ISO 40-50 / ISO 40-50 / ISO 40-50		

SERIE 136 1 ref. 136 1

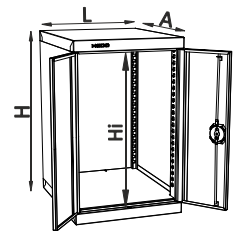
Armarios con puertas y estanterías.
Armoires avec portes et étagères.
Cabinets with doors and shelves.



SERIE 136 1



Cierre con llave.
Fermeture à clé.
Key Locking.



Opcional. Ver: PAG 291.
Optionnel. Voir: PAG 291.
Optional. See: PAGE 291.



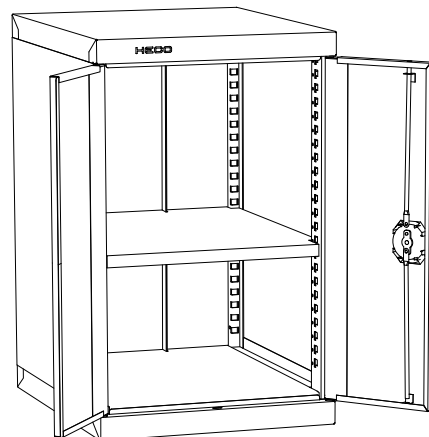
Estanterías graduables en altura cada 25mm.
Étagères réglables en hauteur chaque 25mm.
Adjustable shelves in height every 25mm.

136 1	28 Kg		L x A x H	Hi (mm)
			515x600x830	750

*armazón chasis / frame

1 mm

SERIE 136 1 STANDARD



		L x A x H
136 1	41 Kg	515 x 600 x 830

componentes / composants / components	
1x 125 BG	bandeja / plateau / tray




Estanterías graduables cada 25mm.
Étagères réglables chaque 25mm.
Adjustable shelves every 25mm.

SERIE 154 ref. 154 0 / 154 1 / 154 2 / 154 3 / 154 4 / 154 5


Pupitres y armarios bajos.
Pupitre et armoires basses.
Desk and low cabinets.



Goma estriada (0/1/3).
Caoutchouc strié (0/1/3).
Striated rubber (0/1/3).

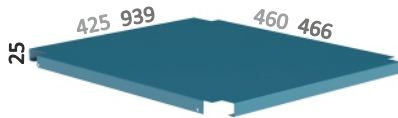


SERIE 154 4
SERIE 154 5



154 1/2

154 3/5

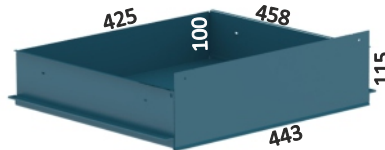


Estanterías graduables cada 25mm.
Étagères réglables chaque 25mm.
Adjustable shelves every 25mm.

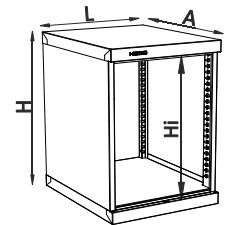


Carga máxima repartida 100 Kg.
Charge maximum répartie 100 Kg.
Maximum distributed load 100 Kg.

CAJÓN TIROIR / DRAWER



Carga máxima repartida 15 Kg.
Charge maximum répartie 15 Kg.
Maximum distributed load 15 Kg.



x2



Ruedas de nylon Ø = 100 mm.
Roues de nylon Ø = 100 mm.
Nylon wheels Ø = 100 mm.

154 R

	L x A x H	Hi (mm)	Ref.	L x A x H	Ref.	L x A x H
154 0	500x500x1050	970	154 0 P	500x500x1125	154 0 R	500x500x1185
154 1	500x500x1050	970	154 1 P	500x500x1125	154 1 R	500x500x1185
154 2	500x500x1250	970	154 2 P	500x500x1325	154 2 R	500x500x1385
154 3	1000x500x1050	970	154 3 P	1000x500x1125	154 3 R	1000x500x1185

154 P: Con pies. Avec pieds. With stands.
154 R: Con ruedas. Avec roues. With wheels.

e 1 mm



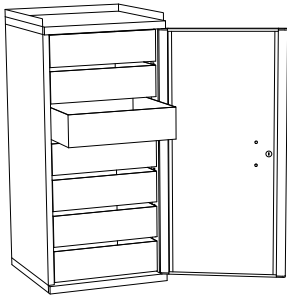


154 0, 154 1 y 154 3: Con goma sintética.
154 0, 154 1 et 154 3: Avec gomme synthétique.
154 0, 154 1 and 154 3: With synthetic rubber.

	L x A x H	Hi (mm)
154 4	677x246x913	830
154 5	677x400x850	580

SERIE 154 0 STANDARD

7 cajones con guía simple - hasta 15Kg repartidos / 7 tiroirs avec glissière simple - jusqu'à 15K réparties / 7 drawers with simple slide - up to distributed 15Kg



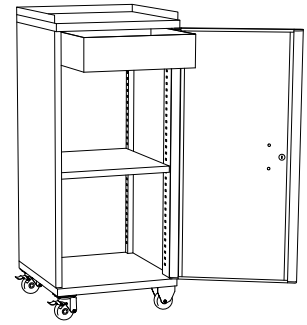
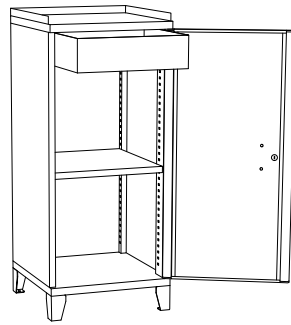
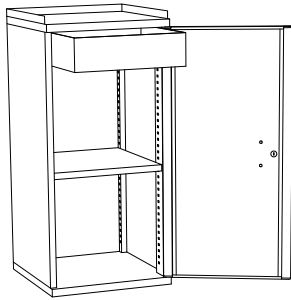
		L x A x H	
154 0	64 Kg	500 x 500 x 1050	

		L x A x H	
154 0 P	65 Kg	500 x 500 x 1125	

		L x A x H	
154 0 R	75 Kg	500 x 500 x 1185	

SERIE 154 1 STANDARD

1 estanteria graduable con 1 cajón / 1 étagère réglable avec 1 tiroir / 1 adjustable shelf with 1 drawer



		L x A x H	
154 1	35 Kg	500 x 500 x 1050	

		L x A x H	
154 1 P	36 Kg	500 x 500 x 1125	

		L x A x H	
154 1 R	46 Kg	500 x 500 x 1185	

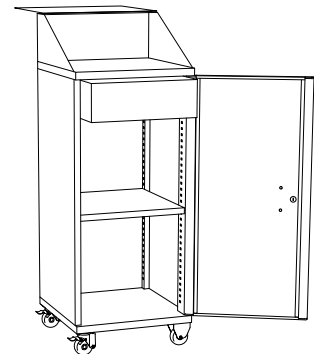
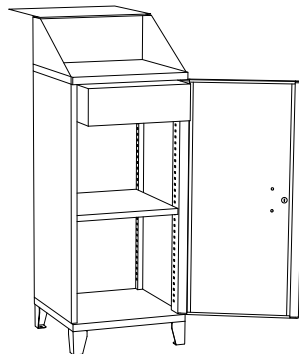
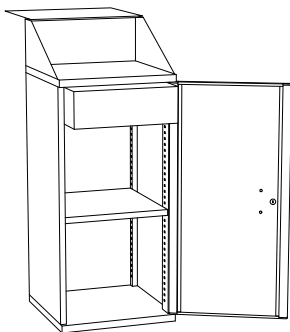
accesorios / accessoires / accessories	
154 1 01	bandeja / plateau / tray

accesorios / accessoires / accessories	
154 1 01	bandeja / plateau / tray

accesorios / accessoires / accessories	
154 1 01	bandeja / plateau / tray

SERIE 154 2 STANDARD

1 estanteria graduable con 1 cajón y compartimento suplementario.
1 étagère réglable avec 1 tiroir et compartiment supplémentaire.
1 adjustable shelf with 1 drawer and extra compartment.



		L x A x H	
154 2	37 Kg	500 x 500 x 1250	

		L x A x H	
154 2 P	38 Kg	500 x 500 x 1325	

		L x A x H	
154 2 R	48 Kg	500 x 500 x 1385	

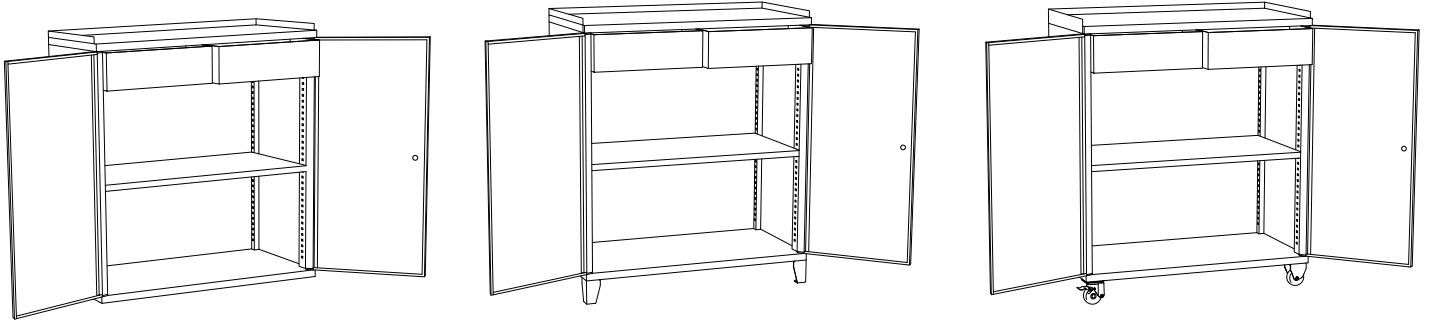
accesorios / accessoires / accessories	
154 1 01	bandeja / plateau / tray

accesorios / accessoires / accessories	
154 1 01	bandeja / plateau / tray

accesorios / accessoires / accessories	
154 1 01	bandeja / plateau / tray

SERIE 154 3 STANDARD

1 estantería graduable con 2 cajones / 1 étagère réglable avec 2 tiroirs / 1 adjustable shelf with 2 drawers.

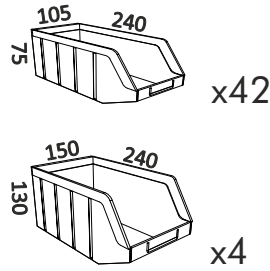



L x A x H		
154 3	50 Kg	1000 x 500 x 1050
accesorios / accessoires / accessories		
154 3 01	bandeja / plateau / tray	

L x A x H		
154 3 P	52 Kg	1000 x 500 x 1125
accesorios / accessoires / accessories		
154 3 01	bandeja / plateau / tray	

L x A x H		
154 3 R	63 Kg	1000 x 500 x 1185
accesorios / accessoires / accessories		
154 3 01	bandeja / plateau / tray	

SERIE 154 4 STANDARD



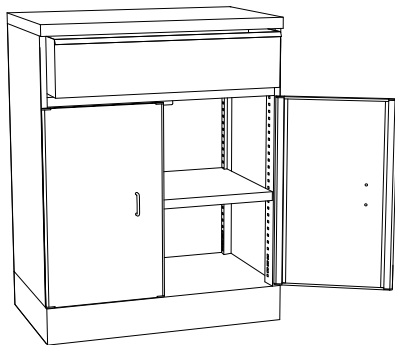
L x A x H		
154 4	35 Kg	679 x 248 x 913

e 0,8 mm



Permite fijación a pared.
Permet la fixation au mur.
It allows wall fixation.

SERIE 154 5 STANDARD

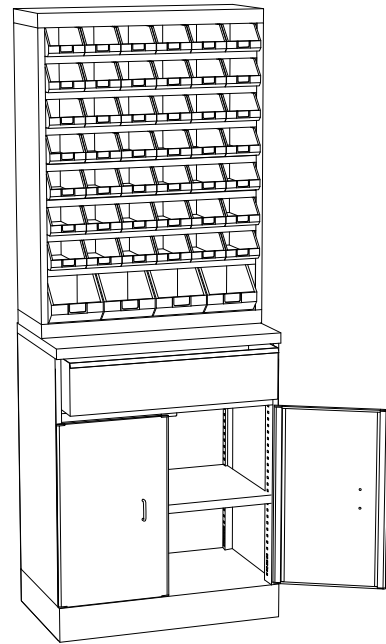


L x A x H		
154 5	32 Kg	679 x 400 x 850

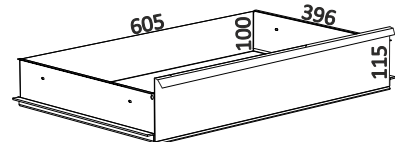


Incluye cajón y estantería graduable. Cierre magnético.
Tiroir et étagère réglable inclus. Fermeture magnétique.
Drawer and adjustable shelf included. Magnetic lock.

SERIE 154 4 5 STANDARD



CAJÓN/TIROIR/DRAWER



Carga máxima repartida 15 Kg.
Charge maximum répartie 15 Kg.
Maximum distributed load 15 Kg.

L x A x H		
154 4 5	67 Kg	677 x 400 x 1763



Incluye cajón y estantería graduable. Cierre magnético.
Tiroir et étagère réglable inclus. Fermeture magnétique.
Drawer and adjustable shelf included. Magnetic lock.

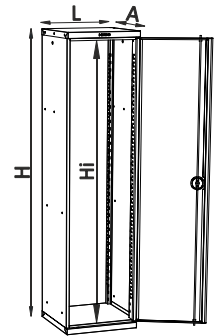
SERIE 157 ref. 157 1 - 157 12 / 157 2 P / 157 C

Armario 1 puerta
Armoire 1 porte
Cabinet with 1 door

SERIE 157

Cierre con llave.
Fermeture à clé.
Key Locking.

Apertura 180°.
Ouverture 180°.
Opening 180°.



Opcional. Ver: PAG 291.
Optionnel. Voir: PAG 291.
Optional. See: PAGE 291.



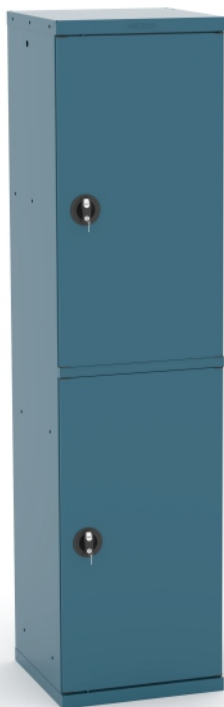
Estanterías graduables cada 25mm.
Étagères réglables chaque 25mm.
Adjustable shelves every 25mm.




		L x A x H	Hi (mm)
157	40 Kg	500x490x1980	1865
157 2P	45 Kg	500x490x1980	2x 925
157 C	40 Kg	500x260x1980	1865

*armazón chasis / frame

e 1 mm



CAJÓN TIROIR / DRAWER



Carga máxima repartida 50 Kg. Apertura total.
Charge maximum répartie 50 Kg. Ouverture totale.
Maximum distributed load 50 Kg. Complete opening.

SERIE 157 2P

Armario 2 puertas
Armoire 2 portes
Cabinet with 2 doors

SERIE 157 C

Armario con soportes para cubetas V-BULL 1, 2, 3
Armoire avec supports pour bacs à bec V-BULL 1, 2, 3
Cabinet with V-BULL 1, 2, 3 tray supports.



ancho 260 mm.
profondeur 260 mm.
width 260 mm.

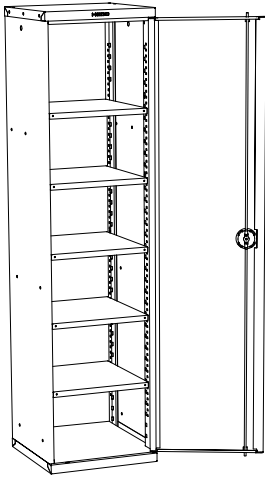


Opción puertas de metacrilato.
Option portes de méthacrylate.
Methacrylate doors option.



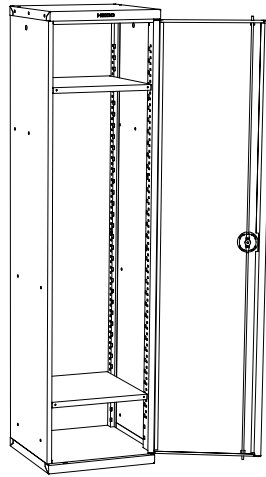
Accesorios (ver página 285).
Accessoires (voir page 285).
Accessories (see page 285).

SERIE 157 STANDARD



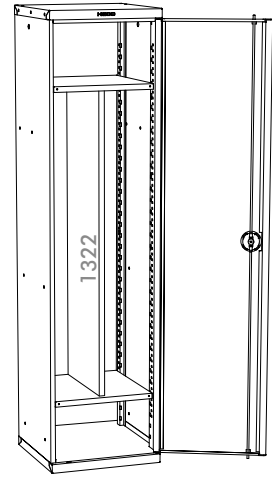
		L x A x H
157 1	50 Kg	500 x 490 x 1980

componentes / composants / components		
5x 157 BG	* estanteria / étagère / shelf	
* graduable / réglable / adjustable		



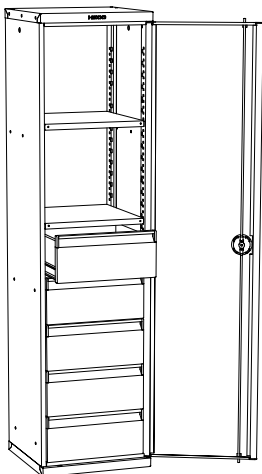
		L x A x H
157 2	42 Kg	500 x 490 x 1980

componentes / composants / components		
157 BG	* estanteria / étagère / shelf	
157 BP	* estanteria / étagère / shelf	
* graduable / réglable / adjustable		
para perchas / pour porte manteau / for coat rack		



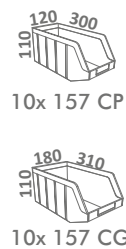
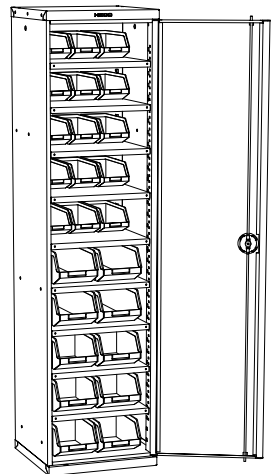
		L x A x H
157 3	50 Kg	500 x 490 x 1980

componentes / composants / components		
157 BG	* estanteria / étagère / shelf	
157 BP	* estanteria / étagère / shelf	
157 SC	separador / séparateur / separating	
* graduable / réglable / adjustable		
para perchas / pour porte manteau / for coat rack		



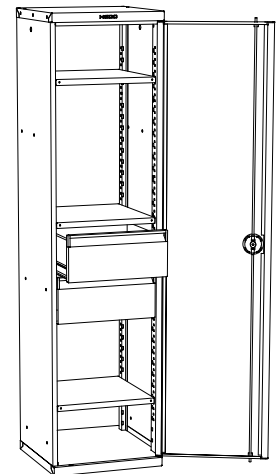
		L x A x H
157 4	72.5 Kg	500 x 490 x 1980

componentes / composants / components		
5x 157 T50 C200	cajón / tiroir / drawer	
2x 157 BG	* estanteria / étagère / shelf	
* graduable / réglable / adjustable		



		L x A x H
157 5	73 Kg	500 x 490 x 1980

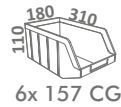
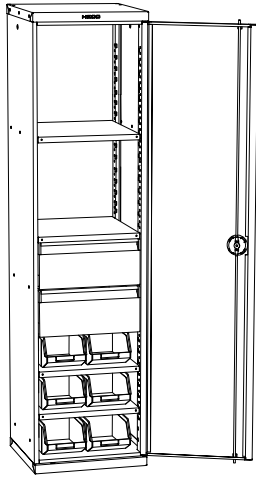
componentes / composants / components		
15x 157 CP	cubeta / bac à bec / tray	
9x 157 BG	* estanteria / étagère / shelf	
10x 157 TC	fin cubeta / cale bac à bec / block tray	
10x 157 CG	cubeta / bac à bec / tray	
* graduable / réglable / adjustable		



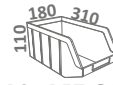
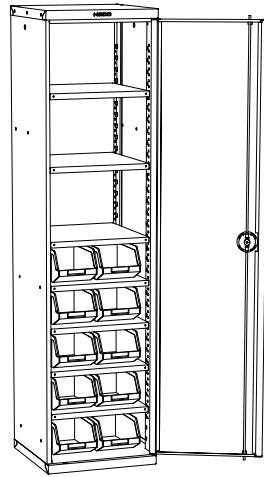
		L x A x H
157 6	57 Kg	500 x 490 x 1980

componentes / composants / components		
3x 157 BG	* estanteria / étagère / shelf	
2x 157 T50 C200	cajón / tiroir / drawer	
* graduable / réglable / adjustable		

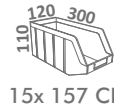
SERIE 157 STANDARD



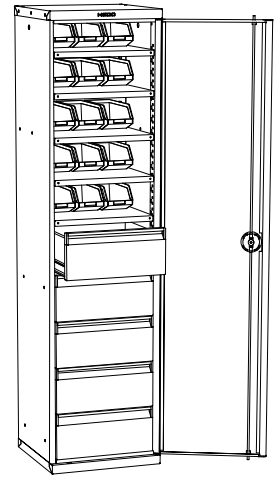
6x 157 CG



10x 157 CG



15x 157 CP



		L x A x H
157 7	47 Kg	500 x 490 x 1980

componentes / composants / composants

4x 157 BG * estanteria / étagère / shelf

6x 157 CG * cubeta / bac à bec / tray

2x 157 T50 C200 cajón / tiroir / drawer

* graduable / réglable / adjustable
* cubeta grande / bac à bec grand / big tray

		L x A x H
157 8	70 Kg	500 x 490 x 1980

componentes / composants / composants

7x 157 BG * estanteria / étagère / shelf

5x 157 TC fin cubeta / cale bac à bec / block tray

10x 157 CG * cubeta / bac à bec / tray

* graduable / réglable / adjustable
* cubeta grande / bac à bec grand / big tray

		L x A x H
157 9	54.5 Kg	500 x 490 x 1980

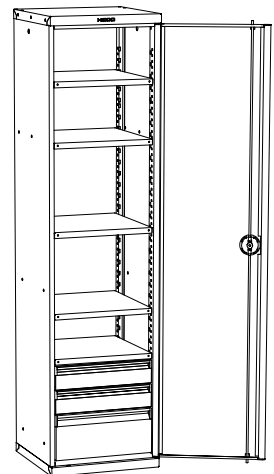
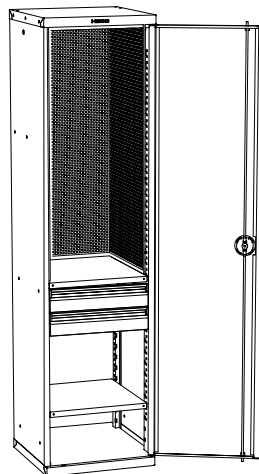
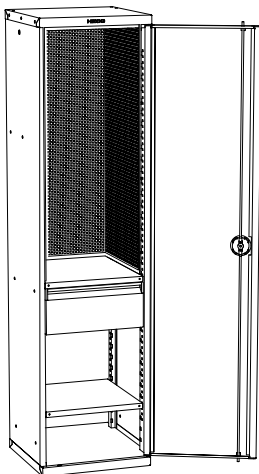
componentes / composants / composants

5x 157 BG * estanteria / étagère / shelf

15x 157 CP * cubeta / bac à bec / tray

5x 157 T50 C200 cajón / tiroir / drawer

* graduable / réglable / adjustable
* cubeta pequeña / bac à bec petit / small tray



		L x A x H
157 10	65.2 Kg	500 x 490 x 1980

componentes / composants / composants

2x 157 BG * estanteria / étagère / shelf

1x 157 T50 C200 cajón / tiroir / drawer

2x 159 PPL * panel / panneau / panel

1x 157 PPF * panel / panneau / panel

* graduable / réglable / adjustable
* paneles perforados/panneaux perforés/perforated panels

		L x A x H
157 11	67 Kg	500 x 490 x 1980

componentes / composants / composants

2x 157 BG * estanteria / étagère / shelf

2x 157 T50 C100 cajón / tiroir / drawer

2x 159 PPL * panel / panneau / panel

1x 157 PPF * panel / panneau / panel

* graduable / réglable / adjustable
* paneles perforados/panneaux perforés/perforated panels

		L x A x H
157 12	62.5 Kg	500 x 490 x 1980

componentes / composants / composants

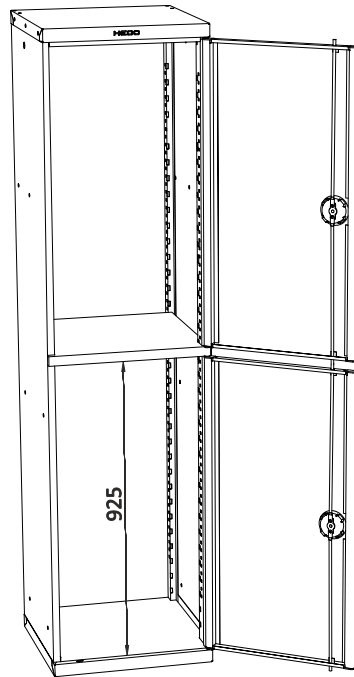
5x 157 BG * estanteria / étagère / shelf

2x 157 T50 C100 cajón / tiroir / drawer


1x 157 T50 C200 cajón / tiroir / drawer


* graduable / réglable / adjustable


SERIE 157 2P STANDARD



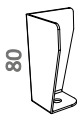
L x A x H		
157 2 P	45 Kg	500 x 490 x 1980

 2 puertas, dos cierres.
2 portes, 2 fermetures.
2 doors, 2 closings.

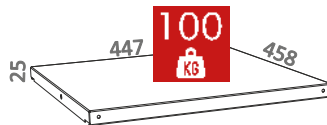
 Estanterías graduables cada 25mm.
Étagères réglables chaque 25mm.
Adjustable shelves every 25mm.

 Permite adquirir componentes 157.
Permet d'acquérir des composants 157.
It allows to acquire components 157.

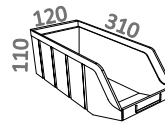
SERIE 157 COMPONENTES COMPOSANTS / COMPONENTS



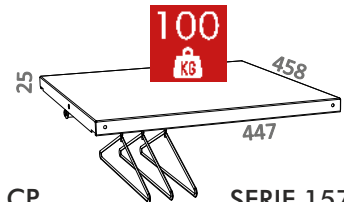
SERIE 156 P
2 unidades
unités
units
2mm



100
KG

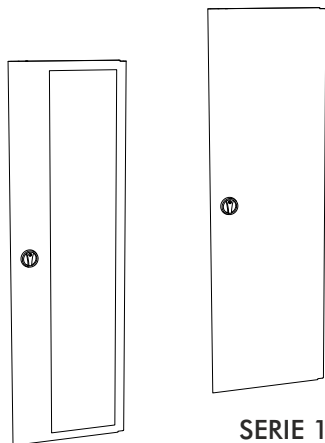


SERIE 157 CP
(4,92 l)
0,5 kg



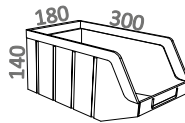
100
KG

SERIE 157 BP
2,5 kg
0,8mm

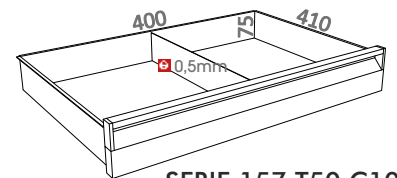


SERIE 157 P
0,6mm

SERIE 157 BG
2 kg
0,8mm



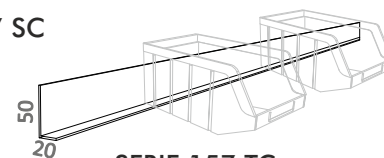
SERIE 157 CG
(7,56 l)
0,75 kg



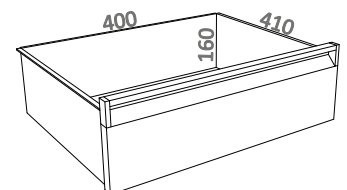
SERIE 157 T50 C100
3,5 kg
0,8mm



SERIE 157 SC
4 kg
1mm

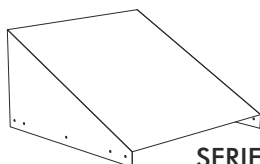


SERIE 157 TC
1,5mm




SERIE 157 T50 C200
5,5 kg
0,8mm

SERIE 157 PV
0,6mm



SERIE 157 TI
1mm



SERIE 157 PPF
12 kg
1,5mm

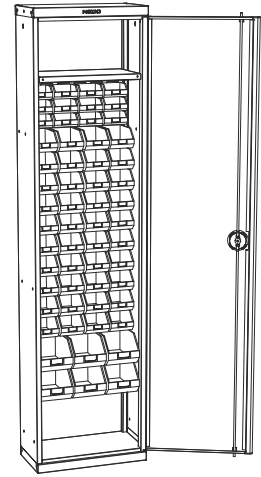
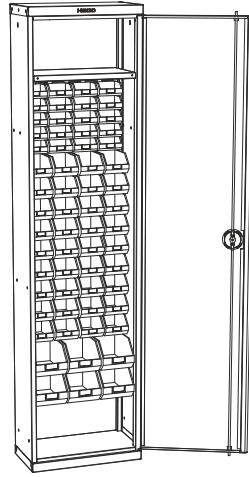
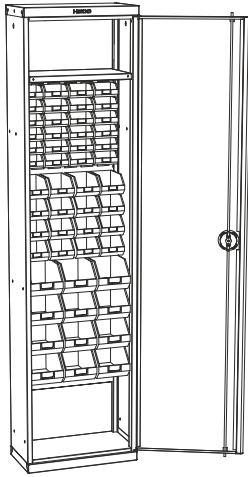


SERIE 159 PPL
5 kg
1,5mm



ACCESORIOS ver PAG. 285.
ACCESSOIRES, voir PAGE. 285.
ACCESSORIES, see PAGE. 285.

SERIE 157 C STANDARD




		L x A x H
157 C 1	45.58 Kg	500 x 260 x 1980

componentes / composants / composants	
24x V-BULL 1	cubeta / bac à bec / tray
16x V-BULL 2	cubeta / bac à bec / tray
12x V-BULL 3	cubeta / bac à bec / tray

 Incluye estantería remachada
Comprend une étagère rivetée
Includes riveted shelf

		L x A x H
157 C 2	46.24 Kg	500 x 260 x 1980

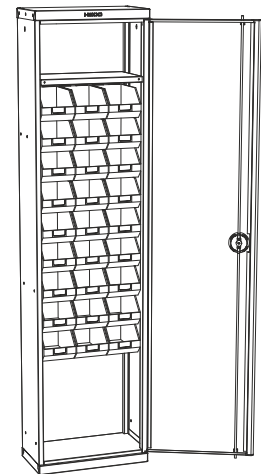
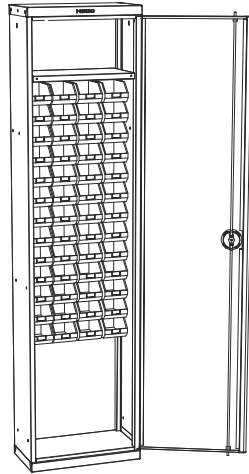
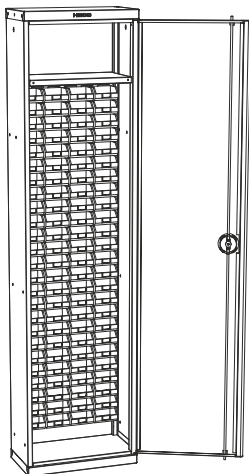
componentes / composants / composants	
20x V-BULL 1	cubeta / bac à bec / tray
36x V-BULL 2	cubeta / bac à bec / tray
6x V-BULL 3	cubeta / bac à bec / tray

 Incluye estantería remachada
Comprend une étagère rivetée
Includes riveted shelf

		L x A x H
157 C 3	46.31 Kg	500 x 260 x 1980

componentes / composants / composants	
12x V-BULL 1	cubeta / bac à bec / tray
40x V-BULL 2	cubeta / bac à bec / tray
6x V-BULL 3	cubeta / bac à bec / tray

 Incluye estantería remachada
Comprend une étagère rivetée
Includes riveted shelf




		L x A x H
157 C 4	44.60 Kg	500 x 260 x 1980

componentes / composants / composants	
100x V-BULL 1	cubeta / bac à bec / tray

 Incluye estantería remachada
Comprend une étagère rivetée
Includes riveted shelf

		L x A x H
157 C 5	45.72 Kg	500 x 260 x 1980

componentes / composants / composants	
52x V-BULL 2	cubeta / bac à bec / tray

 Incluye estantería remachada
Comprend une étagère rivetée
Includes riveted shelf

		L x A x H
157 C 6	46.10 Kg	500 x 260 x 1980

componentes / composants / composants	
27x V-BULL 3	cubeta / bac à bec / tray

 Incluye estantería remachada
Comprend une étagère rivetée
Includes riveted shelf

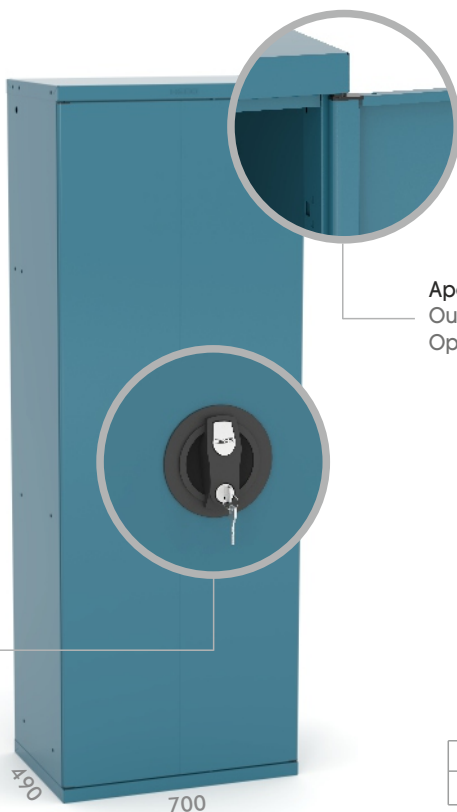


V-BULL ver PAG. 302.
V-BULL, voir PAGE. 302.
V-BULL, see PAGE. 302.

SERIE 158 ref. 158 1 - 158 9 / 158 C

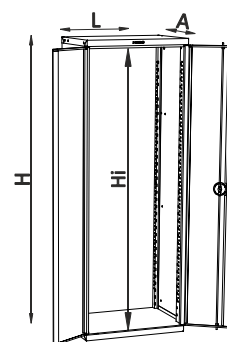
Armario 2 puertas
Armoire 2 portes
Cabinet with 2 doors

SERIE 158



Cierre con llave.
Fermeture à clé.
Key Locking.

Apertura 180°.
Ouverture 180°.
Opening 180°.



		L x A x H	Hi (mm)
158	52 Kg	700x490x1980	1865
158 C	50 Kg	700x260x1980	1865

*armazón chassis / frame

1 mm



SERIE 158 C

Armario con soportes para cubetas V-BULL 1, 2, 3
Armoire avec supports pour bacs à bec V-BULL 1, 2, 3
Cabinet with V-BULL 1, 2, 3 tray supports.

ancho 260 mm.
profondeur 260 mm.
width 260 mm.




SERIE 159 CA

Armario esquinero.
Armoire d'angle.
Corner cabinet.

Ver: PAG 78.
Voir: PAG 78.
See: PAGE 78.

CAJÓN TIROIR / DRAWER



GT 50

Carga máxima repartida 50 Kg. Apertura total.
Charge maximum répartie 50 Kg. Ouverture totale.
Maximum distributed load 50 Kg. Complete opening.



Opcional. Ver: PAG 291.
Optionnel. Voir: PAG 291.
Optional. See: PAGE 291.



Accesorios (ver página 285).
Accessoires (voir page 285).
Accessories (see page 285).

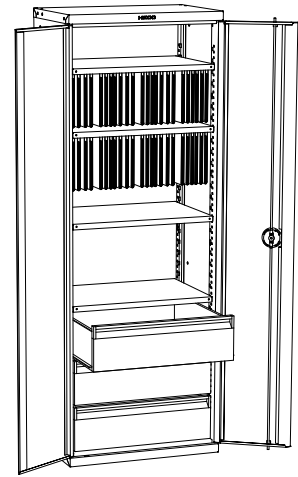
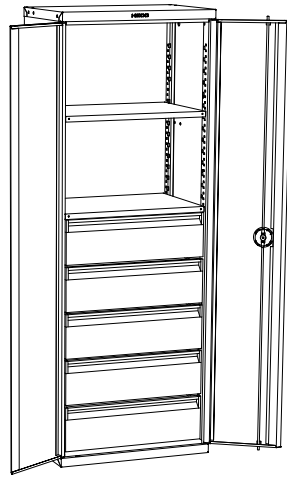
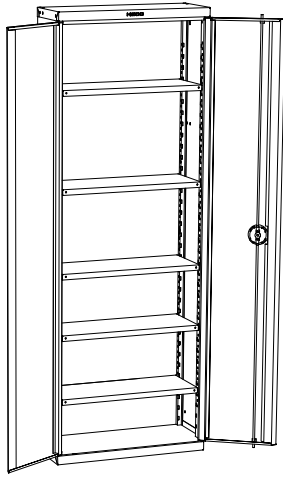


Opción puertas de metacrilato.
Option portes méthacrylate.
Méthacrylate doors option.



Estanterías graduables cada 25mm.
Étagères réglables chaque 25mm.
Adjustable shelves every 25mm.

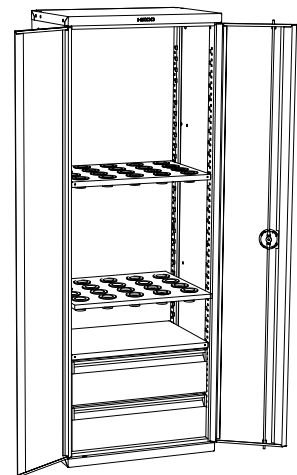
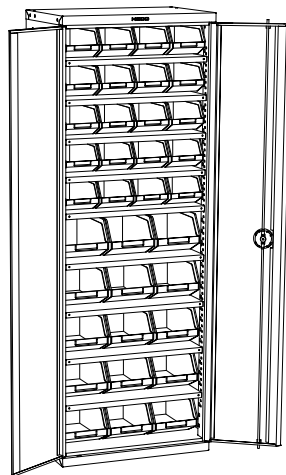
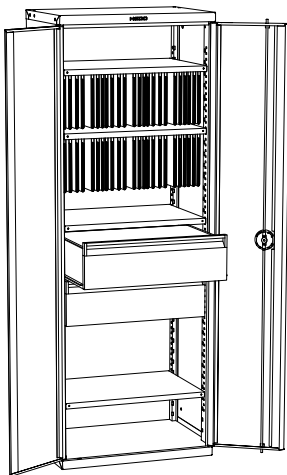
SERIE 158 STANDARD



		L x A x H
158 1	64.5 Kg	700 x 490 x 1980
componentes / composants / components		
5x 158 BG	* estanteria / étagère / shelf	
* graduable / réglable / adjustable		

		L x A x H
158 2	87 Kg	700 x 490 x 1980
componentes / composants / components		
5x 158 T50 C200	cajón / tiroir / drawer	
2x 158 BG	* estanteria / étagère / shelf	
* graduable / réglable / adjustable		

		L x A x H
158 3	83.5 Kg	700 x 490 x 1980
componentes / composants / components		
2x 158 BG	* estanteria / étagère / shelf	
2x 158 BGP	* estanteria / étagère / shelf	
3x 158 T50 C200	cajón / tiroir / drawer	
* graduable / réglable / adjustable		
* para carpetas / pour des dossiers / for folders		




		L x A x H
158 4	75 Kg	700 x 490 x 1980
componentes / composants / components		
2x 158 BG	* estanteria / étagère / shelf	
2x 158 BGP	* estanteria / étagère / shelf	
2x 158 T50 C200	cajón / tiroir / drawer	
* graduable / réglable / adjustable		
* para carpetas / pour des dossiers / for folders		

		L x A x H
158 5	105 Kg	700 x 490 x 1980
componentes / composants / components		
20x 157 CP	* cubeta / bac à bec / tray	
9x 158 BG	* estanteria / étagère / shelf	
10x 158 TC	fin cubeta / cale bac à bec / block tray	
15x 157 CG	* cubeta / bac à bec / tray	
* graduable / réglable / adjustable		
* para carpetas / pour des dossiers / for folders		

		L x A x H
		20u. PC ISO 40
		L x A x H
158 6 1	81.5 Kg	700 x 490 x 1980
componentes / composants / components		
1x 158 BG	* estanteria / étagère / shelf	
2x 158 PC 40	* estanteria / étagère / shelf	
2x 158 T50 C200	cajón / tiroir / drawer	
* graduable / réglable / adjustable		
* porta conos / porte cônes / tool support		


SERIE 158 STANDARD



		L x A x H
158 7	83.2 Kg	700 x 490 x 1980
componentes / composants / composants		
2x 158 BG	* estanteria / étagère / shelf	
2x 157 T50 C100	cajón / tiroir / drawer	
2x 159 PPL	* panel / panneau / panel	
1x 158 PPF	* panel / panneau / panel	

* graduable / réglable / adjustable

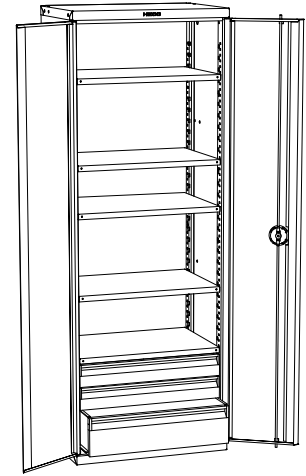
* paneles perforados/panneaux perforés/perforated panels



		L x A x H
158 8	81.2 Kg	700 x 490 x 1980
componentes / composants / composants		
2x 158 BG	* estanteria / étagère / shelf	
1x 158 T50 C200	cajón / tiroir / drawer	
2x 159 PPL	* panel / panneau / panel	
1x 158 PPF	* panel / panneau / panel	

* graduable / réglable / adjustable

* paneles perforados/panneaux perforés/perforated panels



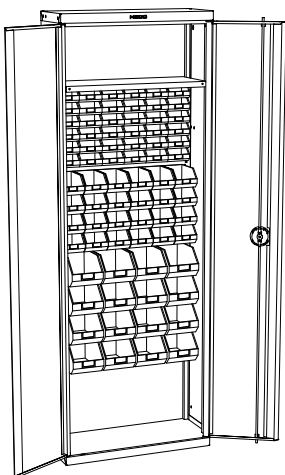
		L x A x H
158 9	78.5 Kg	700 x 490 x 1980
componentes / composants / composants		
5x 158 BG	* estanteria / étagère / shelf	
2x 158 T50 C100	* estanteria / étagère / shelf	
1x 158 T50 C200	* estanteria / étagère / shelf	

* graduable / réglable / adjustable

SERIE 158 C STANDARD

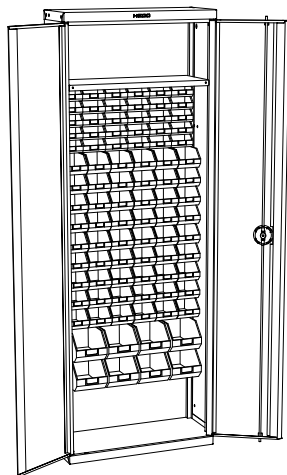


V-BULL ver PAG. 302.
V-BULL, voir PAGE. 302.
V-BULL, see PAGE. 302.



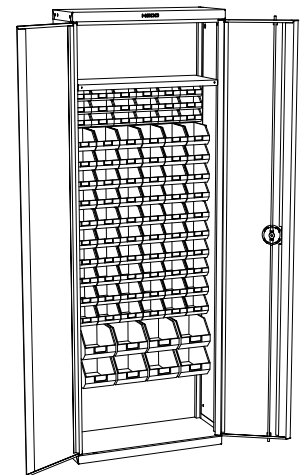
		L x A x H
158 C 1	57.91 Kg	700 x 260 x 1980
componentes / composants / composants		
36x V-BULL 1	cubeta / bac à bec / tray	
24x V-BULL 2	cubeta / bac à bec / tray	
16x V-BULL 3	cubeta / bac à bec / tray	

Incluye estanteria remachada
Comprend une étagère rivetée
Includes riveted shelf



		L x A x H
158 C 2	59.13 Kg	700 x 260 x 1980
componentes / composants / composants		
30x V-BULL 1	cubeta / bac à bec / tray	
54x V-BULL 2	cubeta / bac à bec / tray	
8x V-BULL 3	cubeta / bac à bec / tray	

Incluye estanteria remachada
Comprend une étagère rivetée
Includes riveted shelf



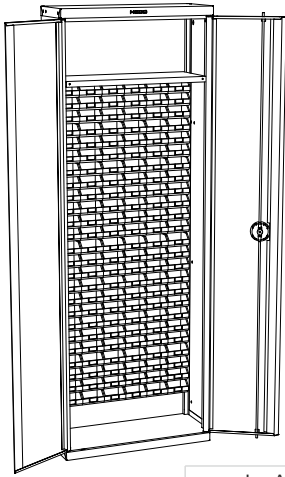
		L x A x H
158 C 3	59.24 Kg	700 x 260 x 1980
componentes / composants / composants		
18x V-BULL 1	cubeta / bac à bec / tray	
60x V-BULL 2	cubeta / bac à bec / tray	
8x V-BULL 3	cubeta / bac à bec / tray	

Incluye estanteria remachada
Comprend une étagère rivetée
Includes riveted shelf

SERIE 158 C STANDARD



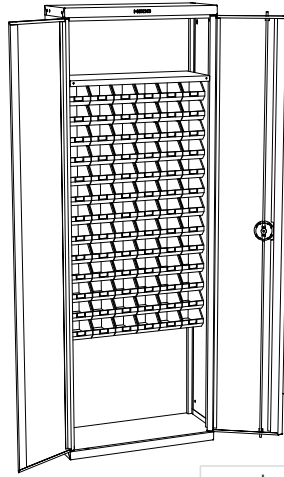
V-BULL ver PAG. 302.
V-BULL, voir PAGE. 302.
V-BULL, see PAGE. 302.



LxAxH		
158 C 4	56.90 Kg	700 x 260 x 1980

componentes / composants / composants		
150x V-BULL 1	cubeta / bac à bec / tray	

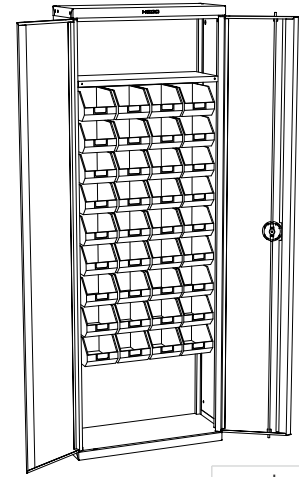
Incluye estantería remachada
Comprend une étagère rivetée
Includes riveted shelf



LxAxH		
158 C 5	58.58 Kg	700 x 260 x 1980

componentes / composants / composants		
78x V-BULL 2	cubeta / bac à bec / tray	

Incluye estantería remachada
Comprend une étagère rivetée
Includes riveted shelf



LxAxH		
158 C 6	58.14 Kg	700 x 260 x 1980

componentes / composants / composants		
36x V-BULL 3	cubeta / bac à bec / tray	

Incluye estantería remachada
Comprend une étagère rivetée
Includes riveted shelf

SERIE 158 COMPONENTES / COMPOSANTS / COMPONENTS

SERIE 156 P
2 unidades / unités / units
2mm

SERIE 157 CP
(4,92 l)
0,5 kg

SERIE 157 CG
(7,56 l)
0,75 kg

SERIE 158 BG
2,5 kg
1mm

SERIE 158 BGP
3 kg
1mm

SERIE 158 TI
1mm

SERIE 158 TC
0,53 kg
1,5mm

SERIE 158 T50 C100
4 kg
0,8mm

SERIE 158 T50 C200
6 kg
0,8mm

SERIE 158 P
0,6mm

SERIE 158 PV
0,6mm

SERIE 158 PPF
8,2 kg
1,5mm

SERIE 159 PPL
5 kg
1,5mm

SERIE 158 PC 40
16x ISO40
7,5 kg
2mm

SERIE 158 PC 50
16x ISO50
7 kg
2mm

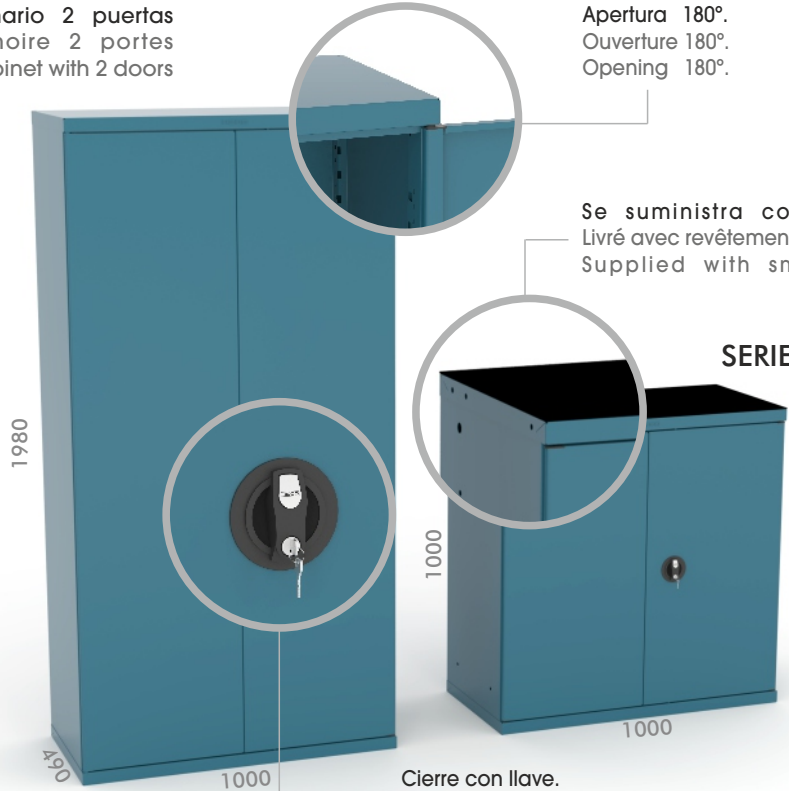
ACCESORIOS ver PAG. 285.
ACCESSOIRES, voir PAGE. 285.
ACCESSORIES, see PAGE. 285.

www.heco.es

SERIE 159 ref. 159 / 159 CA / 159 C / 159 B / 159 P / 159 F6 / 159 P B

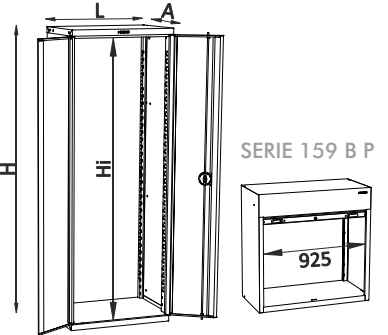
Armario 2 puertas
Armoire 2 portes
Cabinet with 2 doors

Apertura 180°.
Ouverture 180°.
Opening 180°.



Se suministra con goma lisa.
Livré avec revêtement caoutchouc lisse.
Supplied with smooth rubber.

SERIE 159 B



		L x A x H	Hi (mm)
159	65 Kg	1000x490x1980	1865
159 B	35.5 Kg	1000x490x1000	865
159 C	70 Kg	1000x260x1980	1865
159 F6	35.5 Kg	1000x600x1980	1865
159 P	76 Kg	1005x500x1980	1700
159 P B	47 Kg	1005x500x1000	720
159 CA	102 Kg	496x(490)x1980	1865
159 CA F6	120 Kg	496x(600)x1000	1865

*armazón chasis / frame

1 mm

SERIE 159

Cierre con llave.
Fermeture à clé.
Key Locking.



Accesorios (ver página 285).
Accessoires (voir page 285).
Accessories (see page 285).



Opcional. Ver: PAG 291.
Optionnel. Voir: PAG 291.
Optional. See: PAGE 291.




Opción puertas de metacrilato.
Options portes methacrylate.
Methacrylate doors option.



Estanterías graduables cada 25mm.
Étagères réglables chaque 25mm.
Adjustable shelves every 25mm.

CAJÓN TIROIR / DRAWER



Carga máxima repartida 50 Kg. Apertura total.
Charge maximum répartie 50 Kg. Ouverture totale.
Maximum distributed load 50 Kg. Complete opening.




SERIE 159 C

ancho 260 mm.
profondeur 260 mm.
width 260 mm.




SERIE 159 F6

ancho 600 mm.
profondeur 600 mm.
width 600 mm.

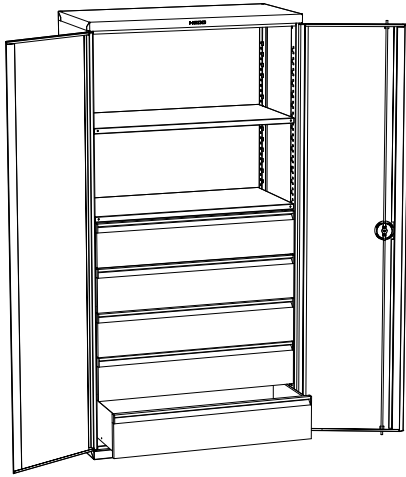


SERIE 159 P - 159 P B

con persiana.
avec rideau.
with shutter closure.

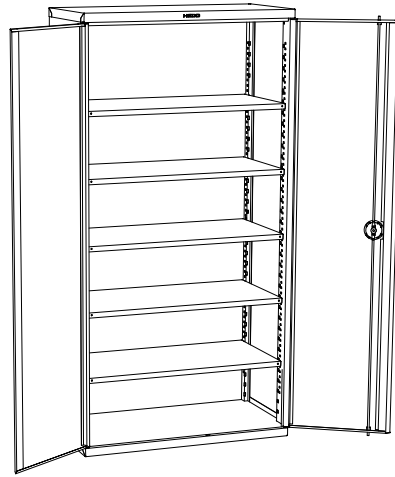


SERIE 159 STANDARD



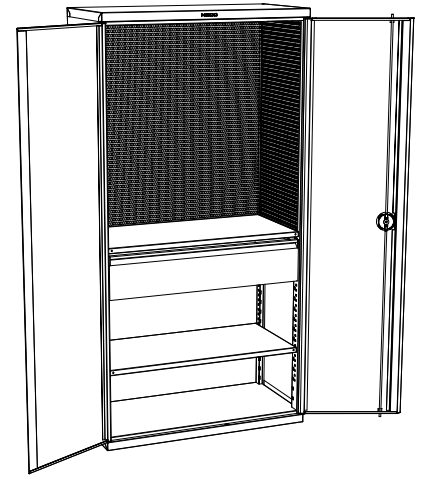
159 1	113.5 Kg	L x A x H 1000 x 490 x 1980
-------	----------	--------------------------------

componentes / composants / components		
5x 159 T50 C200	cajón / tiroir / drawer	
2x 159 BG	* estanteria / étagère / shelf	
* graduable / réglable / adjustable		



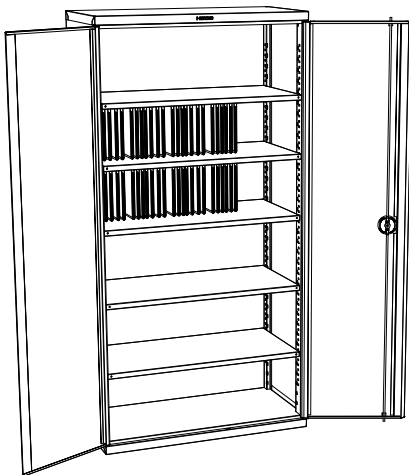
159 2	87.5 Kg	L x A x H 1000 x 490 x 1980
-------	---------	--------------------------------

componentes / composants / components		
5x 159 BG	* bandeja / plateau / tray	
* graduable / réglable / adjustable		




159 3	98.5 Kg	L x A x H 1000 x 490 x 1980
-------	---------	--------------------------------

componentes / composants / components		
2x 159 BG	* estanteria / étagère / shelf	
1x 159 T50 C200	cajón / tiroir / drawer	
2x 159 PPL	* panel / panneau / panel	
1x 159 PPF	* panel / panneau / panel	
* graduable / réglable / adjustable		
* paneles perforados/panneaux perforés/perforated panels		



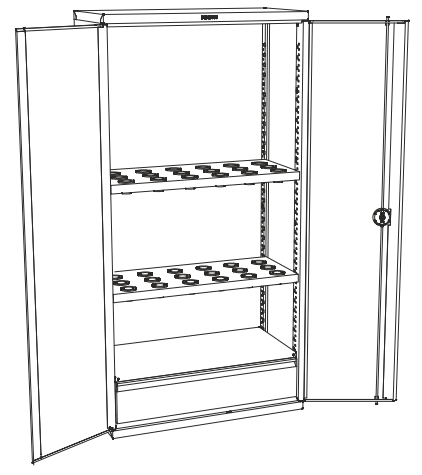
159 4	83 Kg	L x A x H 1000 x 490 x 1980
-------	-------	--------------------------------

componentes / composants / components		
3x 159 BG	* bandeja / plateau / tray	
2x 159 BGP	* bandeja / plateau / tray	
* graduable / réglable / adjustable		
* para carpetas / pour des dossiers / for folders		



159 5 1	94.5 Kg	L x A x H 1000 x 490 x 1980
---------	---------	--------------------------------

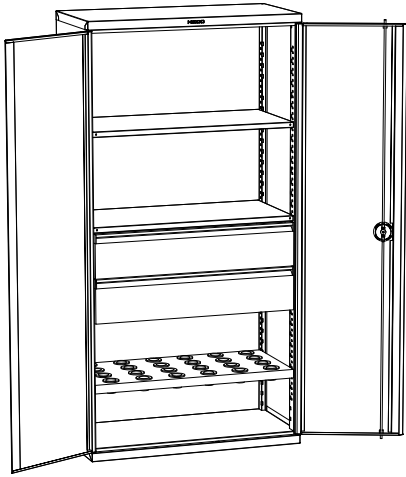
componentes / composants / components		
1x 159 T50 C200	cajón / tiroir / drawer	
1x 159 BG	* estanteria / étagère / shelf	
2x 159 PC40	* estanteria / étagère / shelf	
* graduable / réglable / adjustable		
ISO40 * porta conos / porte cônes / tool support		



159 5 1 5	94.5 Kg	L x A x H 1000 x 490 x 1980
-----------	---------	--------------------------------

componentes / composants / components		
1x 159 T50 C200	cajón / tiroir / drawer	
1x 159 BG	* estanteria / étagère / shelf	
2x 159 PC50	* estanteria / étagère / shelf	
* graduable / réglable / adjustable		
ISO50 * porta conos / porte cônes / tool support		

SERIE 159 STANDARD

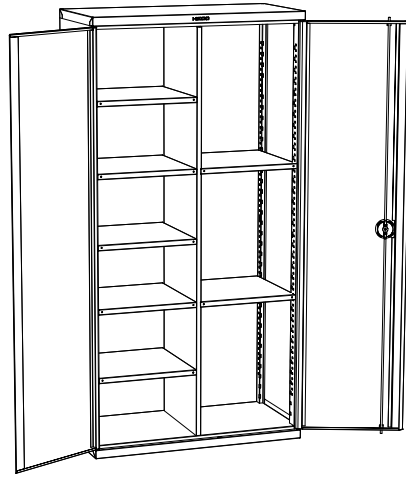


2x 24u. PC ISO 40

L x A x H		
159 6 1	96.5 Kg	1000 x 490 x 1980

componentes / composants / composants		
2x 159 T50 C200	cajón / tiroir / drawer	
2x 159 BG	* estanteria / étagère / shelf	
1x 159 PC40	estanteria / étagère / shelf	

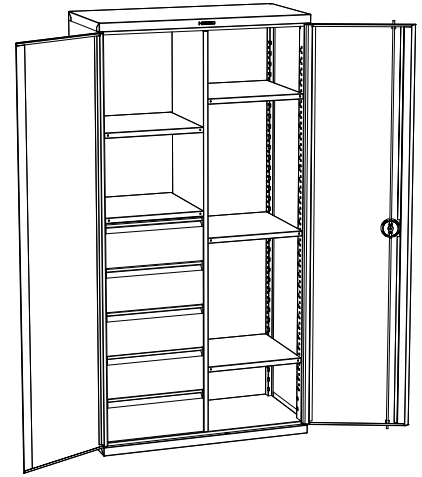
* graduable / réglable / adjustable
ISO40 * porta conos / porte cônes / tool support



L x A x H		
159 7	92.5 Kg	1000 x 490 x 1980

componentes / composants / composants		
7x 157 BG	* estanteria / étagère / shelf	
159 SC	separador / séparateur / separating	

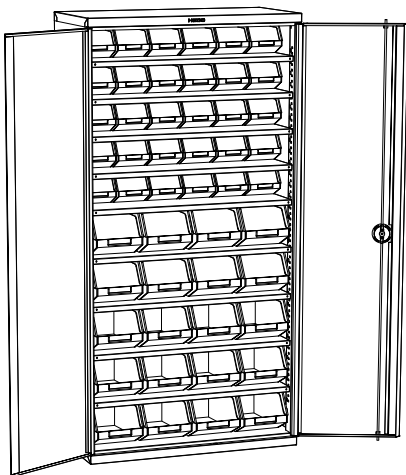
* graduable / réglable / adjustable



L x A x H		
159 8	120.5 Kg	1000 x 490 x 1980

componentes / composants / composants		
5x 157 T50 C200	cajón / tiroir / drawer	
5x 157 BG	* estanteria / étagère / shelf	
157 SC	separador / séparateur / separating	

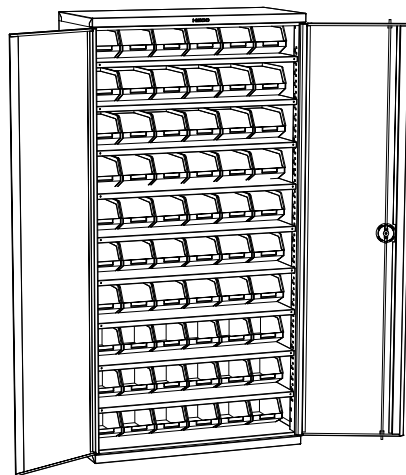
* graduable / réglable / adjustable



L x A x H		
159 9	122 Kg	1000 x 490 x 1980

componentes / composants / composants		
9x 159 BG	* estanteria / étagère / shelf	
30x 157 CP	cubeta / bac à bec / tray	
20x 157 CG	cubeta / bac à bec / tray	
10x 159 TC	fin cubeta / cale bac à bec / block tray	

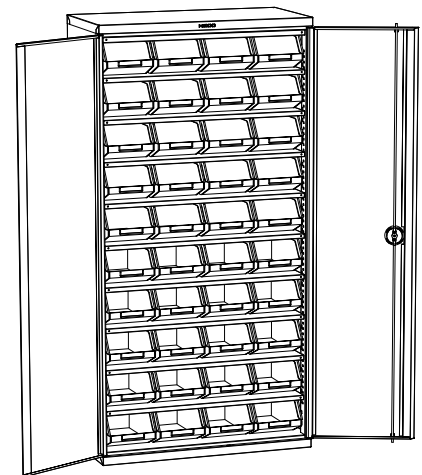
* graduable / réglable / adjustable



L x A x H		
159 9 CP	129.60 Kg	1000 x 490 x 1980

componentes / composants / composants		
9x 159 BG	* estanteria / étagère / shelf	
60x 157 CP	cubeta / bac à bec / tray	
10x 159 TC	fin cubeta / cale bac à bec / block tray	

* graduable / réglable / adjustable

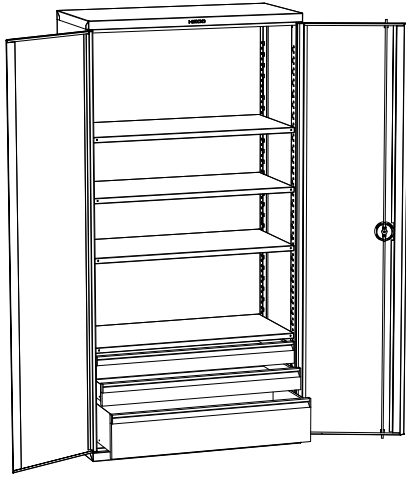


L x A x H		
159 9 CG	129.6 Kg	1000 x 490 x 1980





componentes / composants / composants		
9x 159 BG	* estanteria / étagère / shelf	
40x 157 CG	cubeta / bac à bec / tray	
10x 159 TC	fin cubeta / cale bac à bec / block tray	

* graduable / réglable / adjustable

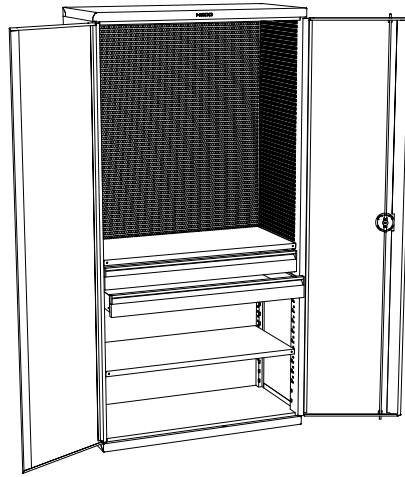
SERIE 159 STANDARD





		L x A x H
159 10	95.5 Kg	1000 x 490 x 1980

componentes / composants / components	
4x 159 BG	* estanteria / étagère / shelf
2x 159 T50 C100	cajón / tiroir / drawer  
1x 159 T50 C200	cajón / tiroir / drawer  

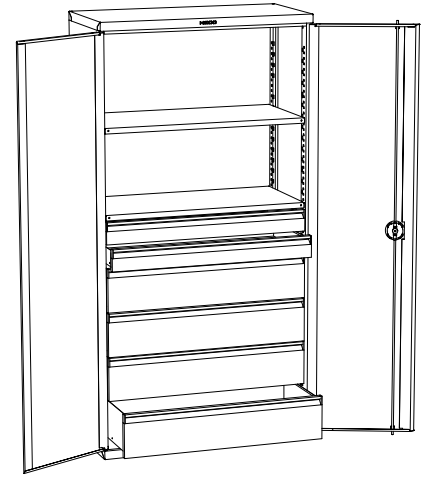
* graduable / réglable / adjustable







		L x A x H
159 11	106 Kg	1000 x 490 x 1980

componentes / composants / components	
2x 159 BG	* estanteria / étagère / shelf
2x 159 T50 C100	cajón / tiroir / drawer  
2x 159 PPL	panel / panneau / panel
1x 159 PPF	panel / panneau / panel


* graduable / réglable / adjustable
* paneles perforados/panneaux perforés/perforated panels







		L x A x H
159 12	118 Kg	1000 x 490 x 1980

componentes / composants / components	
2x 159 BG	* estanteria / étagère / shelf
2x 159 T50 C100	cajón / tiroir / drawer  
4x 159 T50 C200	cajón / tiroir / drawer  

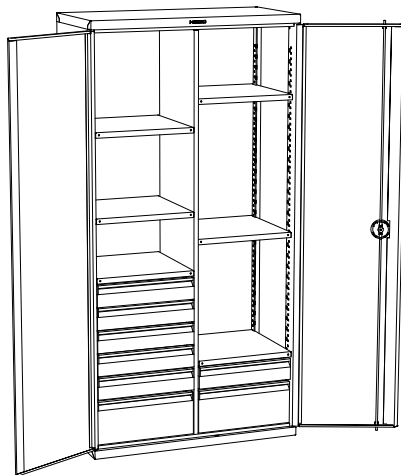
* graduable / réglable / adjustable







		L x A x H
159 13	110.5 Kg	1000 x 490 x 1980

componentes / composants / components	
7x 157 BG	* estanteria / étagère / shelf
2x 157 T50 C100	cajón / tiroir / drawer  
2x 157 T50 C200	cajón / tiroir / drawer  
159 SC	separador / séparateur / separator

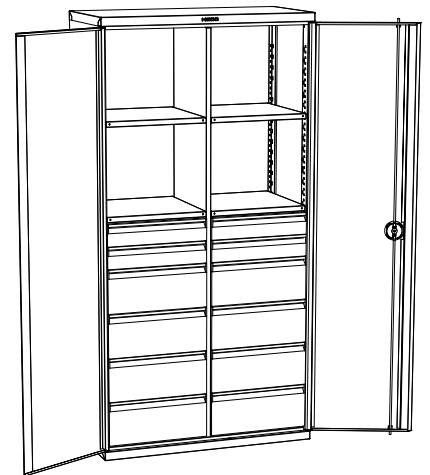
* graduable / réglable / adjustable







		L x A x H
159 14	122.5 Kg	1000 x 490 x 1980

componentes / composants / components	
6x 157 BG	* estanteria / étagère / shelf
6x 157 T50 C100	cajón / tiroir / drawer  
2x 157 T50 C200	cajón / tiroir / drawer  
159 SC	separador / séparateur / separator

* graduable / réglable / adjustable

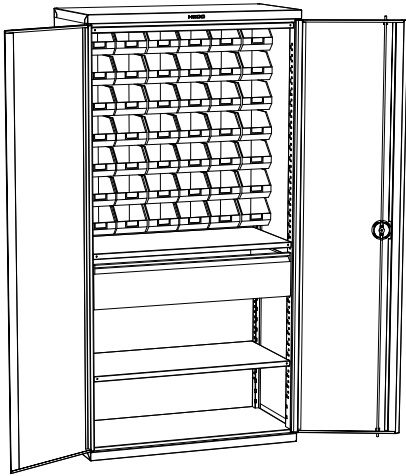


		L x A x H
159 15	144.5 Kg	1000 x 490 x 1980

componentes / composants / components	
4x 157 BG	* estanteria / étagère / shelf
4x 157 T50 C100	cajón / tiroir / drawer  
8x 157 T50 C200	cajón / tiroir / drawer  
159 SC	separador / séparateur / separator


* graduable / réglable / adjustable

SERIE 159 STANDARD



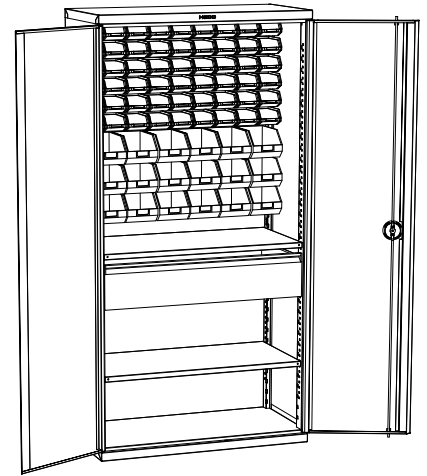
		L x A x H	
159 16	110 Kg	1000 x 490 x 1980	
componentes / composants / composants			
42x V-BULL 3	cubetas / bacs à bec / tray		
1x 159 T50 C200	cajón / tiroir / drawer		
2x 159 BG	* estanteria / étagère / shelf		

* graduable / réglable / adjustable



		L x A x H	
159 17	110 Kg	1000 x 490 x 1980	
componentes / composants / composants			
27x V-BULL 2	cubetas / bacs à bec / tray		
30x V-BULL 3	cubetas / bacs à bec / tray		
1x 159 T50 C200	cajón / tiroir / drawer		
2x 159 BG	* estanteria / étagère / shelf		

* graduable / réglable / adjustable



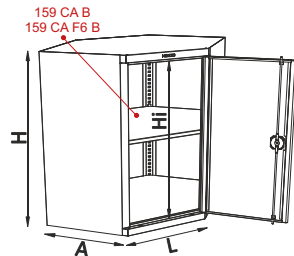
		L x A x H	
159 18	110 Kg	1000 x 490 x 1980	
componentes / composants / composants			
54x V-BULL 2	cubetas / bacs à bec / tray		
18x V-BULL 3	cubetas / bacs à bec / tray		
1x 159 T50 C200	cajón / tiroir / drawer		
2x 159 BG	* estanteria / étagère / shelf		

* graduable / réglable / adjustable

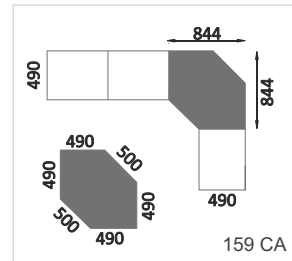
SERIE 159 CA STANDARD

Armario esquinero 1 puerta
Armoire cantonnière 1 porte
Corner cabinet with 1 door

new

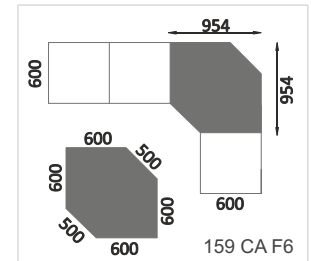


A 490 mm



159 CA

A 600 mm



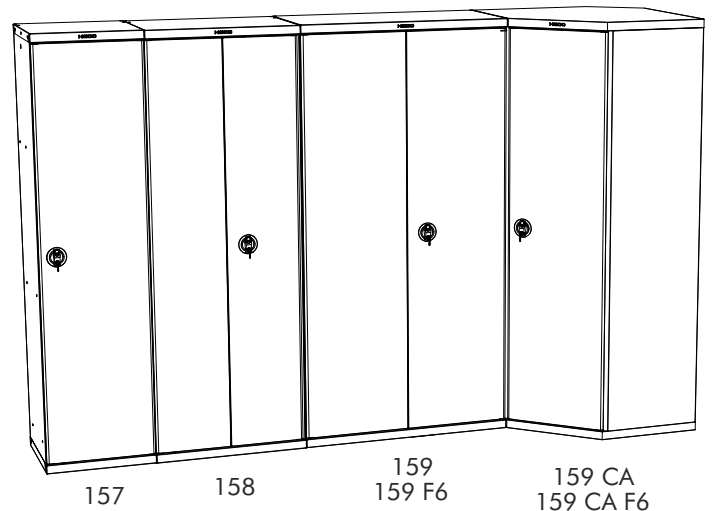
159 CA F6

			L x A x H	Hi
159 CA	70 Kg	100 Kg	500 x (490) x 1980	1897
159 CA F6	83 Kg	113 Kg	503 x (600) x 1980	1897
159 B CA	44 Kg	71 Kg	500 x (490) x 1000	917
159 B CA F6	52 Kg	79 Kg	503 x (600) x 1000	917

accesorios / accessoires / accessories


159 CA B	7 Kg	estanteria / étagère / shelf
159 CA F6 B	9,5 Kg	estanteria / étagère / shelf

1 mm





Opciones para oficinas personalizadas WORKOFFICE (pag.227).
Options pour poste de travail sur mesure WORKOFFICE (pag.227).
Personalized workstation options WORKOFFICE (pag.227).

SERIE 159 C STANDARD




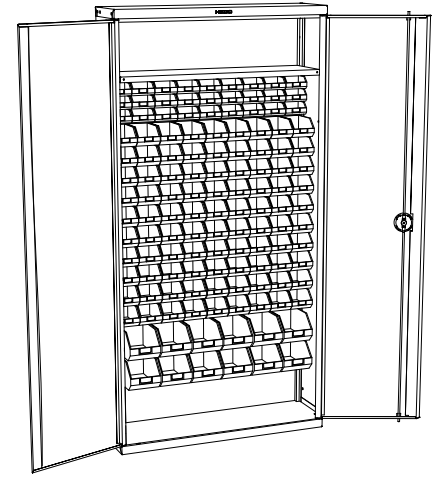
		LxAxH
159 C 1	81.37 Kg	1000 x 260 x 1980
componentes / composants / composants		
54x V-BULL 1	cubeta / bacs à bec / tray	
36x V-BULL 2	cubeta / bacs à bec / tray	
24x V-BULL 3	cubeta / bacs à bec / tray	

 Incluye estantería remachada
Comprend une étagère rivetée
Includes riveted shelf




		LxAxH
159 C 2	83.69 Kg	1000 x 260 x 1980
componentes / composants / composants		
45x V-BULL 1	cubeta / bacs à bec / tray	
81x V-BULL 2	cubeta / bacs à bec / tray	
12x V-BULL 3	cubeta / bacs à bec / tray	

 Incluye estantería remachada
Comprend une étagère rivetée
Includes riveted shelf




		LxAxH
159 C 3	83.85 Kg	1000 x 260 x 1980
componentes / composants / composants		
27x V-BULL 1	cubeta / bacs à bec / tray	
90x V-BULL 2	cubeta / bacs à bec / tray	
12x V-BULL 3	cubeta / bacs à bec / tray	

 Incluye estantería remachada
Comprend une étagère rivetée
Includes riveted shelf




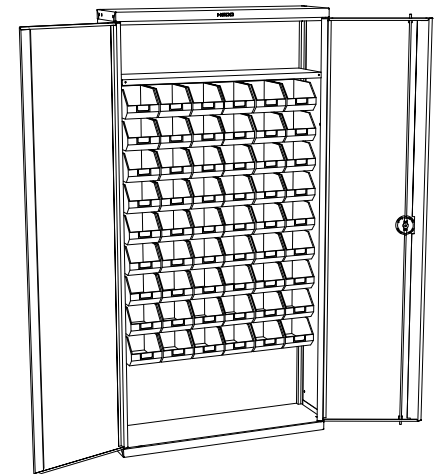
		LxAxH
159 C 4	80.35 Kg	1000 x 260 x 1980
componentes / composants / composants		
225x V-BULL 1	cubeta / bacs à bec / tray	

 Incluye estantería remachada
Comprend une étagère rivetée
Includes riveted shelf




		LxAxH
159 C 5	82.87 Kg	1000 x 260 x 1980
componentes / composants / composants		
117x V-BULL 2	cubeta / bacs à bec / tray	

 Incluye estantería remachada
Comprend une étagère rivetée
Includes riveted shelf

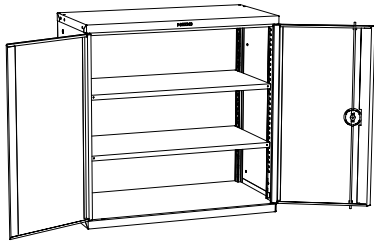


		LxAxH
159 C 6	82.20 Kg	1000 x 260 x 1980
componentes / composants / composants		
54x V-BULL 3	cubeta / bacs à bec / tray	

 Incluye estantería remachada
Comprend une étagère rivetée
Includes riveted shelf

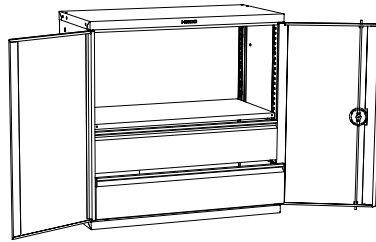
 V-BULL ver PAG. 302.
V-BULL, voir PAGE. 302.
V-BULL, see PAGE. 302.

SERIE 159 B STANDARD



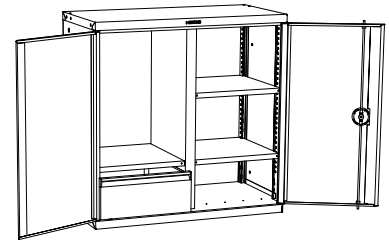
		L x A x H
159 B 1	41.5 Kg	1000 x 490 x 1000
componentes / composants / composants		
2x 159 BG	* estanteria / étagère / shelf	

* graduable / réglable / adjustable



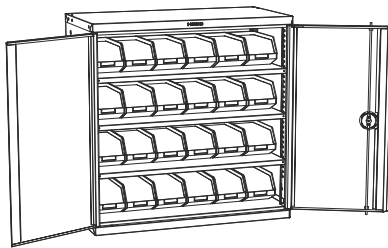
		L x A x H
159 B 2	55.5 Kg	1000 x 490 x 1000
componentes / composants / composants		
1x 159 BG	* estanteria / étagère / shelf	
2x 159 T50 C200	cajón / tiroir / drawer	

* graduable / réglable / adjustable



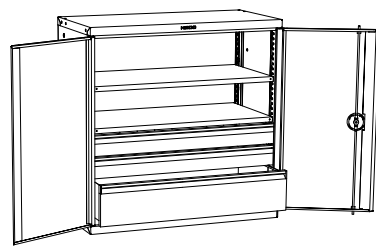
		L x A x H
159 B 3	51.5 Kg	1000 x 490 x 1000
componentes / composants / composants		
3x 157 BG	* estanteria / étagère / shelf	
1x 159 B SC	separador / séparateur / separator	
1x 157 T50 C200	cajón / tiroir / drawer	

* graduable / réglable / adjustable



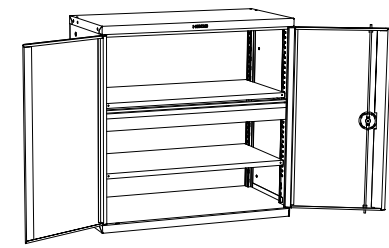
		L x A x H
159 B 4	53.5 Kg	1000 x 490 x 1000
componentes / composants / composants		
3x 159 BG	* estanteria / étagère / shelf	
24x 157 CP	cubeta / bac à bec / tray	

* graduable / réglable / adjustable



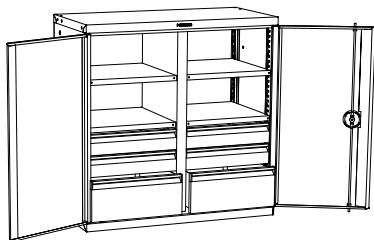
		L x A x H
159 B 5	63 Kg	1000 x 490 x 1000
componentes / composants / composants		
2x 159 BG	* estanteria / étagère / shelf	
2x 159 T50 C100	cajón / tiroir / drawer	
1x 159 T50 C200	cajón / tiroir / drawer	

* graduable / réglable / adjustable



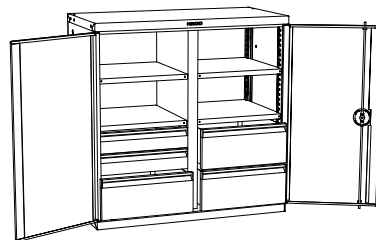
		L x A x H
159 B 6	48 Kg	1000 x 490 x 1000
componentes / composants / composants		
2x 159 BG	* estanteria / étagère / shelf	
1x 159 T50 C100	cajón / tiroir / drawer	

* graduable / réglable / adjustable



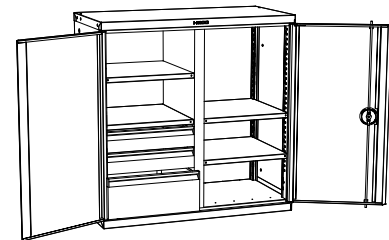
		L x A x H
159 B 7	73 Kg	1000 x 490 x 1000
componentes / composants / composants		
4x 157 BG	* estanteria / étagère / shelf	
1x 159 B SC	separador / séparateur / separator	
4x 157 T50 C100	cajón / tiroir / drawer	
2x 157 T50 C200	cajón / tiroir / drawer	

* graduable / réglable / adjustable



		L x A x H
159 B 8	71.5 Kg	1000 x 490 x 1000
componentes / composants / composants		
4x 157 BG	* estanteria / étagère / shelf	
1x 159 B SC	separador / séparateur / separator	
2x 157 T50 C100	cajón / tiroir / drawer	
3x 157 T50 C200	cajón / tiroir / drawer	

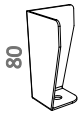
* graduable / réglable / adjustable



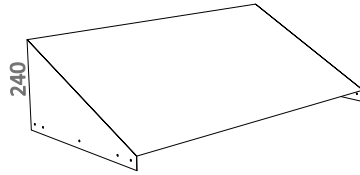
		L x A x H
159 B 9	60.5 Kg	1000 x 490 x 1000
componentes / composants / composants		
4x 157 BG	* estanteria / étagère / shelf	
1x 159 B SC	separador / séparateur / separator	
2x 157 T50 C100	cajón / tiroir / drawer	
1x 157 T50 C200	cajón / tiroir / drawer	

* graduable / réglable / adjustable


SERIE 159 COMPONENTES / COMPOSANTS / COMPONENTS




SERIE 156 P
2 unidades
unités
units
2mm



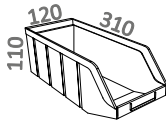
SERIE 159 TI
1mm



SERIE 159 PPF
12 kg
1,5mm



SERIE 159 PV
SERIE 159 B PV
0,6mm



SERIE 157 CP
(4,92 l)
0,5 kg



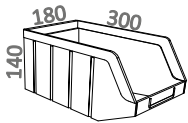
SERIE 159 B SC
4,5 kg
1mm



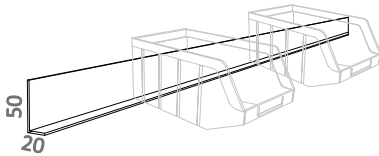
SERIE 159 SC
13,5 kg
1mm



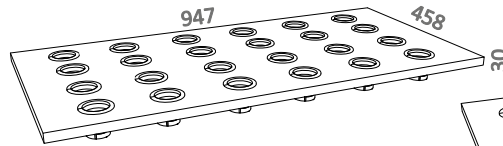
SERIE 159 PPL
5 kg
1,5mm



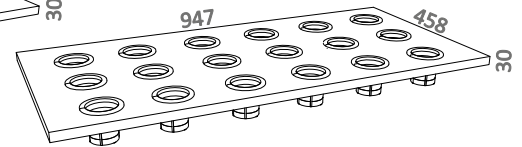
SERIE 157 CG
(7,56 l)
0,75 kg



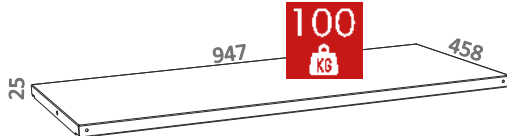
SERIE 159 TC
0,76 kg
1,5mm



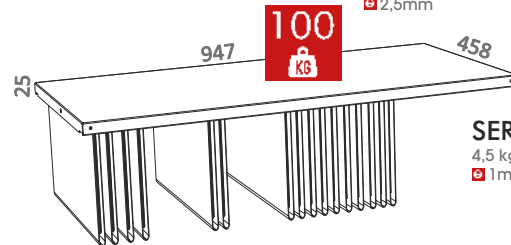
SERIE 159 PC 40
24x ISO40
9 kg
2,5mm



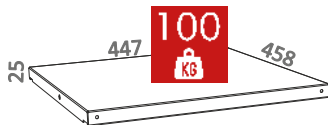
SERIE 159 PC 50
18x ISO50
8,5 kg
2,5mm



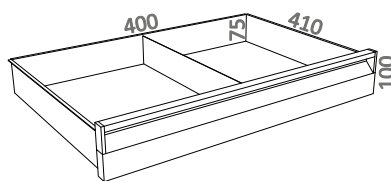
SERIE 159 BG
3 kg
1mm



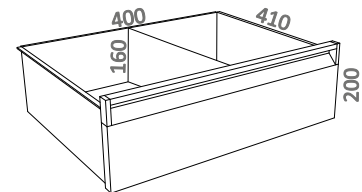
SERIE 159 BGP
4,5 kg
1mm



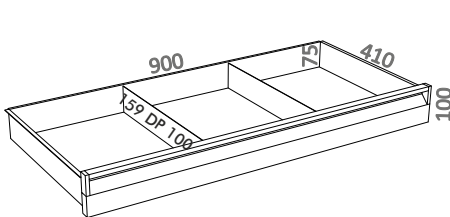
SERIE 157 BG
2 kg
0,8mm



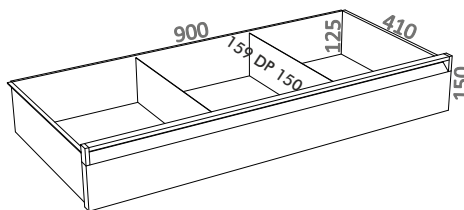
SERIE 157 T50 C100
3,5 kg
0,7mm



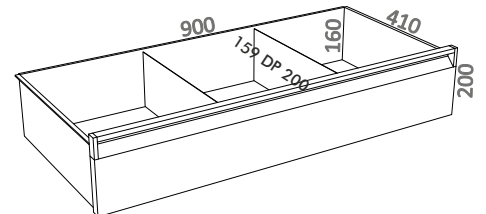
SERIE 157 T50 C200
5,5 kg
0,7mm



SERIE 159 T50 C100
6,5 kg
0,8mm



SERIE 159 T50 C150
7,5 kg
0,8mm



SERIE 159 T50 C200
8,5 kg
0,8mm

SERIE 159 DP 100
Separador para cajón 100mm.
Séparateur pour tiroir 100mm.
Drawer 100mm divider.

SERIE 159 DP 150
Separador para cajón 150mm.
Séparateur pour tiroir 150mm.
Drawer 150mm divider.


SERIE 159 DP 200
Separador para cajón 200mm.
Séparateur pour tiroir 200mm.
Drawer 200mm divider.



ACCESORIOS ver PAG. 285.
ACCESSOIRES, voir PAGE. 285.
ACCESSORIES, see PAGE. 285.


SERIE 159 P STANDARD





Armario con persiana.
Armoire avec rideau.
Cabinet with shutter closing.



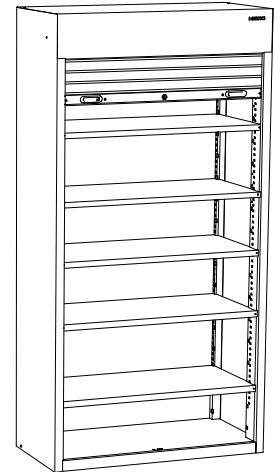
		L x A x H
159 P 1	116 Kg	1005 x 500 x 1980
componentes / composants / components		
2x 159 P BG	* estanteria / étagère / shelf	
5x 159 P T50 C200	cajón / tiroir / drawer  	

* graduable / réglable / adjustable



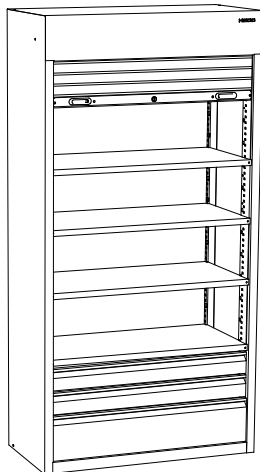
		L x A x H
159 P 2	119 Kg	1005 x 500 x 1980
componentes / composants / components		
2x 159 P BG	* estanteria / étagère / shelf	
2x 159 P T50 C100	cajón / tiroir / drawer  	
4x 159 P T50 C200	cajón / tiroir / drawer  	





* graduable / réglable / adjustable



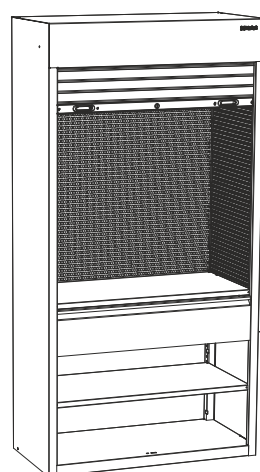
		L x A x H
159 P 3	101 Kg	1005 x 500 x 1980
componentes / composants / components		
5x 159 P BG	* estanteria / étagère / shelf	



* graduable / réglable / adjustable



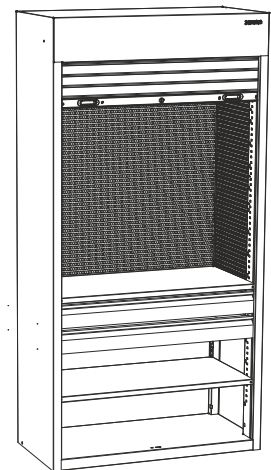
		L x A x H
159 P 4	111 Kg	1005 x 500 x 1980
componentes / composants / components		
4x 159 P BG	* estanteria / étagère / shelf	
2x 159 P T50 C100	cajón / tiroir / drawer  	
1x 159 P T50 C200	cajón / tiroir / drawer  	

* graduable / réglable / adjustable



		L x A x H
159 P 5	114 Kg	1005 x 500 x 1980
componentes / composants / components		
2x 159 P BG	* estanteria / étagère / shelf	
159 P PPF	panel / panneau / panel	
2x 159 P PPL	panel / panneau / panel	
159 P T50 C200	cajón / tiroir / drawer  	

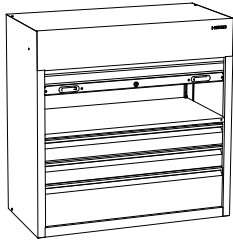
* graduable / réglable / adjustable
* paneles perforados/panneaux perforés/perforated panels







		L x A x H
159 P 6	112 Kg	1005 x 500 x 1980
componentes / composants / components		
2x 159 P BG	* estanteria / étagère / shelf	
159 P PPF	panel / panneau / panel	
2x 159 P PPL	panel / panneau / panel	
2x 159 P T50 C100	cajón / tiroir / drawer  	

* graduable / réglable / adjustable
* paneles perforados/panneaux perforés/perforated panels

SERIE 159 P B STANDARD





		L x A x H
159 P B 1	67 Kg	1005 x 500 x 1000

componentes / composants / components	
1x 159 P BG	* estanteria / étagère / shelf
2x 159 P T50 C100	cajón / tiroir / drawer  
1x 159 P T50 C200	cajón / tiroir / drawer  

* graduable / réglable / adjustable

		L x A x H
159 P B 2	64 Kg	1005 x 500 x 1000

componentes / composants / components	
1x 159 P BG	* estanteria / étagère / shelf
2x 159 P T50 C200	cajón / tiroir / drawer  

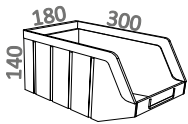
* graduable / réglable / adjustable

		L x A x H
159 P B 3	52 Kg	1005 x 500 x 1000

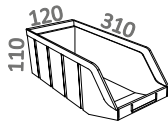
componentes / composants / components	
1x 159 P BG	* estanteria / étagère / shelf

* graduable / réglable / adjustable

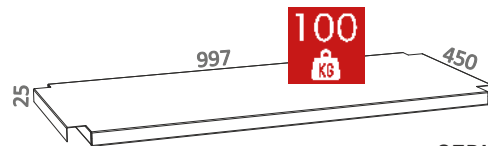
SERIE 159 P COMPONENTES / COMPOSANTS / COMPONENTS



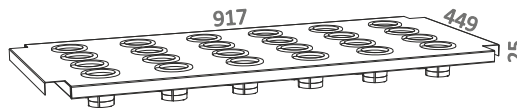
SERIE 157 CG
(7,56 l)
0,75 kg




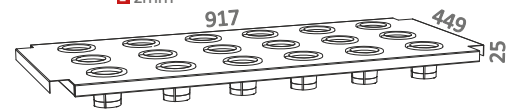
SERIE 157 CP
(4,92 l)
0,5 kg





SERIE 159 P BG
4,7 kg

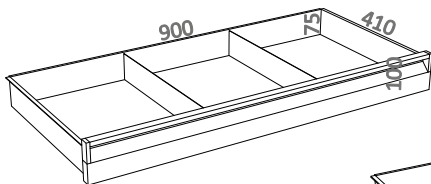
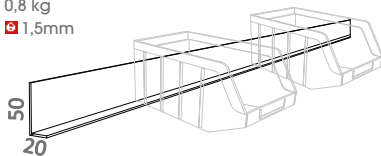



SERIE 159 P PC40
24x ISO40
9 kg




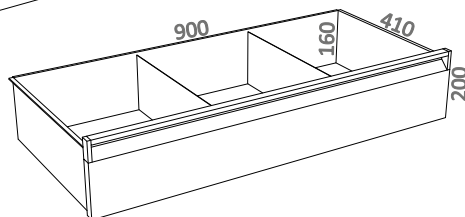
SERIE 159 P PC50
18x ISO50
8,5 kg


SERIE 159 TC
0,8 kg





SERIE 159 P T50 C100
6,5 kg


+2uni. **SERIE 159 DP 100**
Separador para cajón 100mm.
Séparateur pour tiroir 100mm.
Drawer 100mm divider.




SERIE 159 P T50 C200
8,5 kg

+2uni. **SERIE 159 DP 200**
Separador para cajón 200mm.
Séparateur pour tiroir 200mm.
Drawer 200mm divider.



SERIE 159 P PPF
12 kg




SERIE 159 P PPL
5 kg




ACCESORIOS ver PAG. 285.
ACCESOIRES, voir PAGE. 285.
ACCESSORIES, see PAGE. 285.

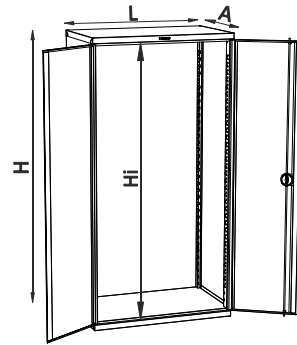
SERIE 159 F6

Armario 2 puertas
Armoire 2 portes
Cabinet with 2 doors

new



SERIE 159 F6



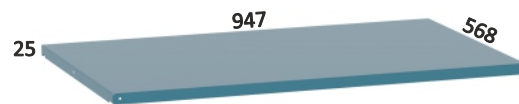
		L x A x H	Hi (mm)
159 F6	75 Kg	1000x600x1980	1865
159 F6 PV	76,8 Kg	1000x600x1980	1865

*armazón chasis / frame

1 mm


OPCIONAL OPTIONNEL / OPTIONAL

BANDEJA ETAGERE / SHELF



4 Kg

CAJÓN TIROIR / DRAWER



GT

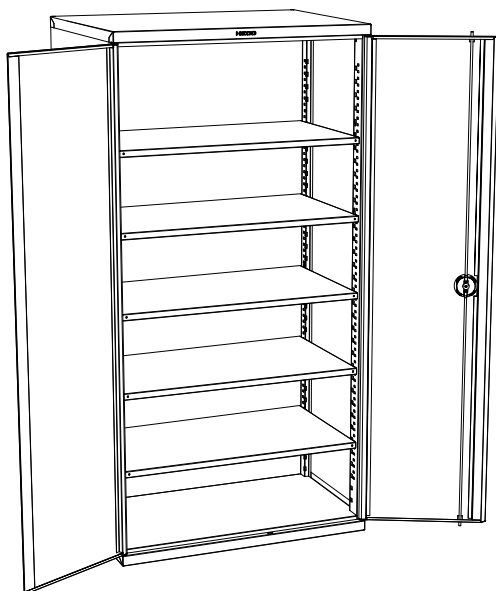
50

Carga máxima repartida 50 Kg. Apertura total.
Charge maximum répartie 50 Kg. Ouverture totale.
Maximum distributed load 50 Kg. Complete opening.

Fondo (A) 600 mm.
Profondeur (A) 600 mm.
Depth (A) 600 mm.

Opcional. Ver: PAG 291.
Optionnel. Voir: PAG 291.
Optional. See: PAGE 291.

SERIE 159 2 F6 STANDARD



100 Carga por estanteria repartida.
Charge pour étagère répartie.
Distributed load for shelf.

		L x A x H
159 2 F6	102 Kg	1000 x 600 x 1980

componentes / composants / components

159 F6 BG 5 5x estanterias / étagères / shelves

159 F6 BG 6,3 Kg estanteria / étagère / shelf



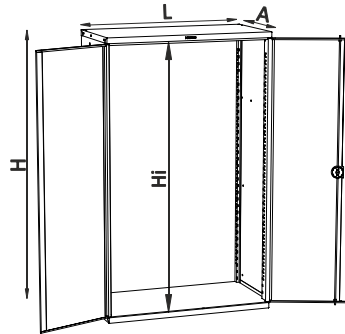
Estanterias graduables cada 25mm.
Étagères réglables chaque 25mm.
Adjustable shelves every 25mm.

SERIE 162

Armario 2 puertas
Armoire 2 portes
Cabinet with 2 doors



SERIE 162



new



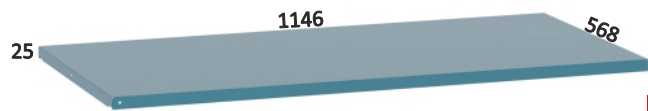
		L x A x H	Hi (mm)
162	90 Kg	1200x600x1980	1865
162 PV	90,8 Kg	1200x600x1980	1865

*armazón chasis / frame

e 1 mm


OPCIONAL OPTIONNEL / OPTIONAL

BANDEJA ETAGERE / SHELF



KG 6 Kg

CAJÓN TIROIR / DRAWER



GT

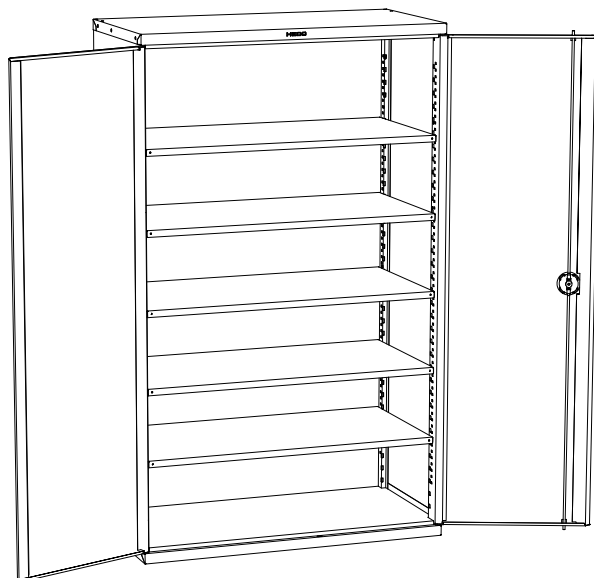
50
KG

Carga máxima repartida 50 Kg. Apertura total.
Charge maximum répartie 50 Kg. Ouverture totale.
Maximum distributed load 50 Kg. Complete opening.

! Fondo (A) 600 mm.
Profondeur (A) 600 mm.
Depth (A) 600 mm.

≡ Opcional. Ver: PAG 291.
Optionnel. Voir: PAG 291.
Optional. See: PAGE 291.

SERIE 162 2 STANDARD



100
KG

Carga por estantería repartida.
Charge pour étagère répartie.
Distributed load for shelf.

		L x A x H
162 2	120 Kg	1200 x 600 x 1980

componentes / composants / components

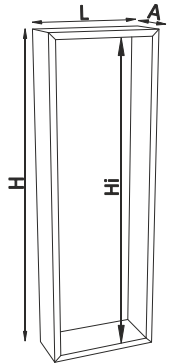

162 BG 5	5x estanterias / étagères / shelves
162 BG	7,6 Kg estanterias / étagère / shelf



Estanterías graduables cada 25mm.
Étagères réglables chaque 25mm.
Adjustable shelves every 25mm.


SERIE V-420

Armario para cubetas V-FOX
Armoire pour bacs à bec V-FOX
Cabinet for V-FOX trays




		L x A x H	Hi (mm)
V-420 H	42 Kg	670x250x2000	1920

e 1,5 mm



V-420 P



V-420 PV



accesorios / accessoires / accessories

V-420 P puerta / porte / door


V-420 PV puerta / porte / door



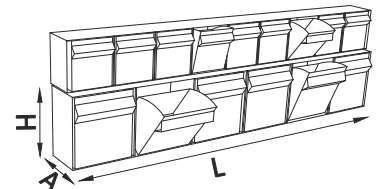
Opción con puerta de metacrilato.
Option avec porte de methacrylate.
Methacrylate door option.



Opcional. Ver: PAG 291.
Optionnel. Voir: PAG 291.
Optional. See: PAGE 291.



CUBETAS BACS A BEC / TRAYS



		cubetas casiers / trays		L x A x H	color couleur / colour	
V-FOX 101	0,65 Kg	9 u	0,12 l	600 x 68 x 76	●	●●
V-FOX 102	1,08 Kg	6 u	0,42 l	600 x 94 x 112	●	●●
V-FOX 103	1,90 Kg	5 u	1,2 l	600x 135 x 164	●	●●
V-FOX 104	2,80 Kg	4 u	2,4 l	600 x 177 x 206	●	●●
V-FOX 105	3,60 Kg	3 u	4,5 l	600 x 214 x 240	●	●●
V-FOX B	varilla de seguridad / tringle de sécurité / safety bar					

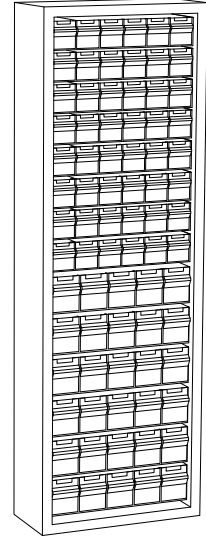
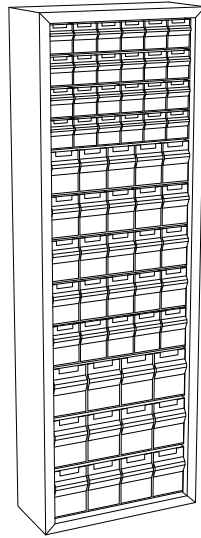
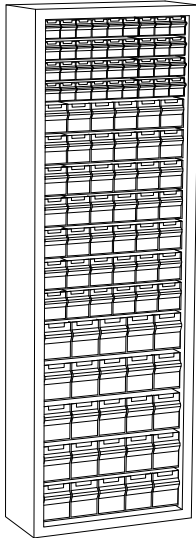


V-FOX ver PAG. 303.
V-FOX, voir PAGE. 303.
V-FOX, see PAGE. 303.

SERIE V-420 STANDARD



Carga por estantería repartida.
Charge pour étagère répartie.
Distributed load for shelf.



		L x A x H
V-420 H 1	61,66 Kg	670 x 250 x 2000

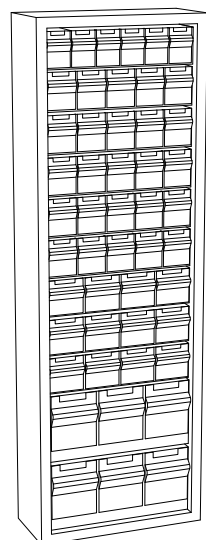
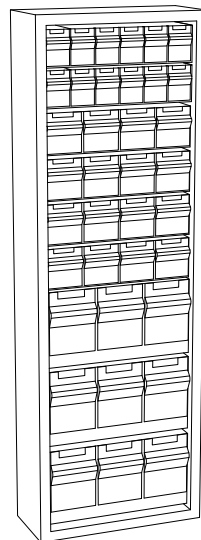
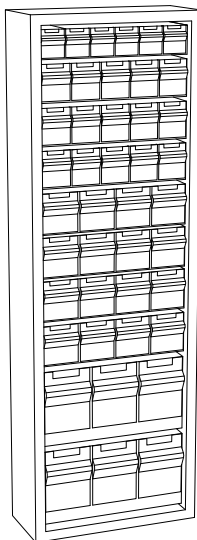
componentes / composants / components	
4x V-FOX 101	cubetas / casiers / trays
7x V-FOX 102	cubetas / casiers / trays
5x V-FOX 103	cubetas / casiers / trays

		L x A x H
V-420 H 2	64,22 Kg	670 x 250 x 2000

componentes / composants / components	
4x V-FOX 102	cubetas / casiers / trays
5x V-FOX 103	cubetas / casiers / trays
3x V-FOX 104	cubetas / casiers / trays

		L x A x H
V-420 H 3	60,04 Kg	670 x 250 x 2000

componentes / composants / components	
8x V-FOX 102	cubetas / casiers / trays
6x V-FOX 103	cubetas / casiers / trays



		L x A x H
V-420 H 4	67,18 Kg	670 x 250 x 2000

componentes / composants / components	
1x V-FOX 102	cubetas / casiers / trays
3x V-FOX 103	cubetas / casiers / trays
4x V-FOX 104	cubetas / casiers / trays
2x V-FOX 105	cubetas / casiers / trays

		L x A x H
V-420 H 5	67,8 Kg	670 x 250 x 2000

componentes / composants / components	
2x V-FOX 103	cubetas / casiers / trays
4x V-FOX 104	cubetas / casiers / trays
3x V-FOX 105	cubetas / casiers / trays

		L x A x H
V-420 H 6	68,18 Kg	670 x 250 x 2000


componentes / composants / components	
1x V-FOX 102	cubetas / casiers / trays
5x V-FOX 103	cubetas / casiers / trays
3x V-FOX 104	cubetas / casiers / trays
2x V-FOX 105	cubetas / casiers / trays



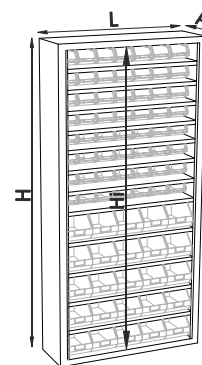
V-FOX ver PAG. 303.
V-FOX, voir PAGE. 303.
V-FOX, see PAGE. 303.

SERIE V-ABULL

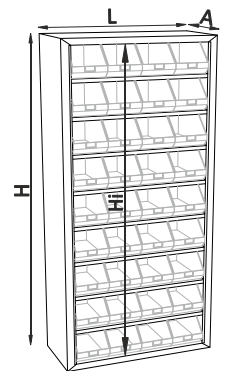
Armario para cubetas V-ABULL
Armoire pour bacs à bec V-ABULL
Cabinet for V-ABULL trays



V-ABULL 2 3



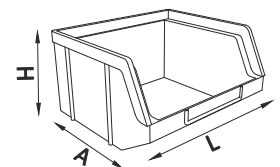
V-ABULL 4



		L x A x H	Hi (mm)
V-ABULL 2 3	70 Kg	805x250x1780	1700
V-ABULL 4	85 Kg	805x350x1830	1750

1,5 mm

CUBETAS BACS A BEC / TRAYS



			L x A x H	color couleur / colour	
V-BULL 1	0,046 Kg	0,4 l	105 x 88 x 54		
V-BULL 2	0,110 Kg	1,2 l	105 x 167 x 82		
V-BULL 3	0,226 Kg	3,5 l	144 x 237 x 123		
V-BULL 4	0,638 Kg	9,1 l	205 x 345 x 164		



V-ABULL ver PAG. 302.
V-ABULL, voir PAGE. 302.
V-ABULL, see PAGE. 302.

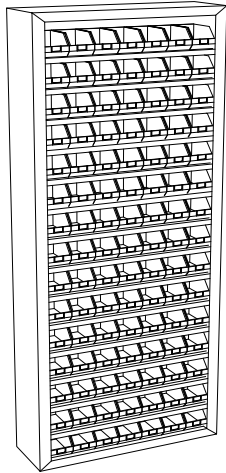


BAJO PEDIDO: colores OPCIONALES
SOUS ORDRE: couleurs EN OPTION
OPTIONAL colors. UNDER ORDER

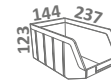

SERIE V-ABULL STANDARD



Carga por estantería repartida.
Charge pour étagère répartie.
Distributed load for shelf.



V-ABULL 2
7u. estante
étagère
shelf
x15 filas
lignes
rows
105 cubetas
casiers
trays



V-ABULL 3
5u. estante
étagère
shelf
x11 filas
lignes
rows
55 cubetas
casiers
trays

L x A x H		
V-ABULL 2	76 Kg	805 x 250 x 1780

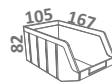
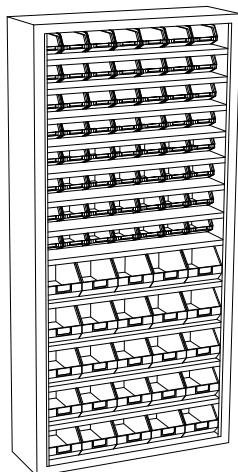
componentes / composants / components	
14x V-ABULL B	bandeja / étagère / shelf
105x V-BULL 2	cubetas / casiers / trays

*14 estantes étagères / shelves

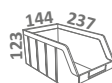
L x A x H		
V-ABULL 3	64 Kg	805 x 250 x 1780

componentes / composants / components	
10x V-ABULL B	bandeja / étagère / shelf
55x V-BULL 3	cubetas / casiers / trays

*10 estantes étagères / shelves



V-ABULL 2
7u. estante
étagère
shelf
x 8 filas
lignes
rows
56 cubetas
casiers
trays

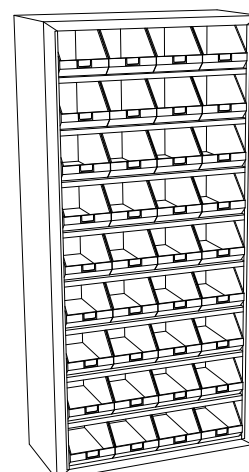


V-ABULL 3
5u. estante
étagère
shelf
x 5 filas
lignes
rows
25 cubetas
casiers
trays

L x A x H		
V-ABULL 2 3	70 Kg	805 x 250 x 1780

componentes / composants / components	
12x V-ABULL B	bandejas / étagères / shelves
56x V-BULL 2	cubetas / bacs à bec / trays
25x V-BULL 3	cubetas / bacs à bec / trays

*12 estantes étagères / shelves



V-ABULL 4
4u. estante
étagère
shelf
x 9 filas
lignes
rows
36 cubetas
casiers
trays

L x A x H		
V-ABULL 4	85 Kg	895 x 350 x 1830

componentes / composants / components	
8x V-ABULL 4 B	bandejas / étagères / shelves
36x V-BULL 4	cubetas / bacs à bec / trays

*8 estantes étagères / shelves



V-BULL ver PAG. 302.
V-BULL, voir PAGE. 302.
V-BULL, see PAGE. 302.

ARMOIRES VESTIAIRE

LOCKERS




FR

- Grande variété de tailles et configurations.
- Conception robuste et résistante.
- Banc en bois de pin.
- Plusieurs options disponibles pour la fermeture de l'armoire vestiaire.
- Ouverture des portes à 180 °.
- Option avec toit incliné.
- Couleur standard bleu martelé possibilité teintes en option.
- Système RFID en option.

EN

- Wide range of sizes and configurations.
- Strong and resistant design.
- Pinewood bench.
- Wide range of closure accessories available
- 180 ° opening doors.
- Optional sloped roof.
- Standard colour hammered blue possibility optional colours.
- Option RFID system.

ARMARIOS PARA VESTUARIO



ES

- Gran variedad de medidas y configuraciones.
- Diseño robusto y resistente.
- Banco en madera de pino.
- Varios opciones de cierre de las taquillas.
- Apertura de puertas de 180 °.
- Opción con techo inclinado.
- Color estándar azul martelé posibilidad colores en opción.
- Cierre electrónico. Sistema RFID opcional.



SERIE 156 BV ref. 156 BV 10 / 156 BV 15 / 156 BV 20

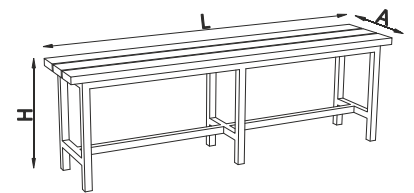
Bancos para vestuario.
Bancs pour vestiaire.
Cloakroom benches.



156 BV 10

156 BV 15

156 BV 20



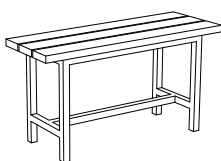
		LxAxH
156 BV 10	11 Kg	900x320x480
156 BV 15	19 Kg	1500x320x480
156 BV 20	23 Kg	2000x320x480



Asiento en madera de pino.
Siège en bois de pin.
Pine wood seat.

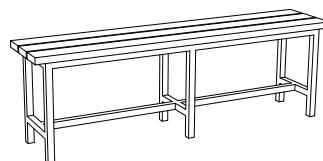
e 30x30x1,5 mm

SERIE 156 BV 10 STANDARD



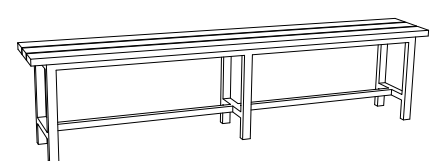
		LxAxH
156 BV 10	11 Kg	900 x 320 x 480

SERIE 156 BV 15 STANDARD



		LxAxH
156 BV 15	19 Kg	1500 x 320 x 480


SERIE 156 BV 20 STANDARD




		LxAxH
156 BV 20	23 Kg	2000 x 320 x 480

SERIE 155 / 156


Armario para vestuario con o sin techo inclinado.
Armoire vestiaire avec ou sans toit incliné.
Cloakroom wardrobes with or without sloped roof.



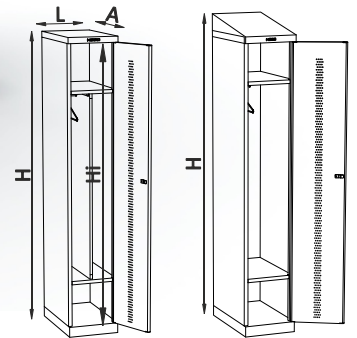
Portaetiquetas y agujeros de ventilación.
Porte - étiquettes et trous de ventilation.
Label holder and ventilation holes.



Cierre con llave.
Fermeture à clé.
Key locking.




TI: Con techo inclinado
TI: Avec toit incliné.
TI: With sloped roof.



SERIE 156
SERIE 156 TI

SERIE 155
SERIE 155 TI

OPCIONES OPTIONS/ OPTIONS



INFO

SERIE 155
L = 400mm

SERIE 156
L = 300mm

SERIE 155 TI / SERIE 156 TI




TI: Con techo inclinado
TI: Avec toit incliné.
TI: With sloped roof.

		L x A x H	Hi (mm)
155	30 Kg	400x500x1800	1700
155 TI	33 Kg	400x500x2000	1700
156	28 Kg	300x500x1800	1700
156 TI	31 Kg	300x500x2000	1700


- e** 0,8 mm estructura chasis / frame
- e** 0,7 mm estanteria étagère / shelf
- e** 0,6 mm puerta porte / door

OPCIONES DE CIERRE CHOIX FERMETURE / OPTIONS CLOSURE

156 CC



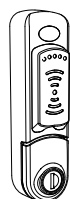
156 C3P



156 CM



156 CCN



CE P 1



Para más información de cierres, ver PAG. 293-295.
Pour plus information de verrou, voir PAG. 293-295.
For further information of lock, see PAG. 293-295.

ACCESORIOS ACCESOIRES / ACCESSORIES

156 B


25 Estanteria remachada
Étagère rivetée
Riveted shelf

156 SC

Separador central
(solo para taquilla una puerta).
Séparateur centrale
(seulement pour armoire une porte).
Central divider
(only for cabinet one door).

156 P

Juego de 2 unidades
Jeu de 2 unités
2 units set



SERIE 155 (TI)-156 (TI) STANDARD



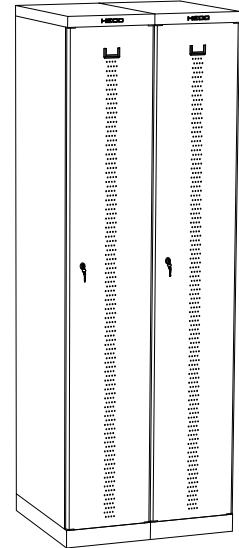
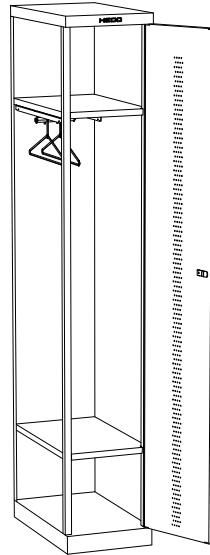
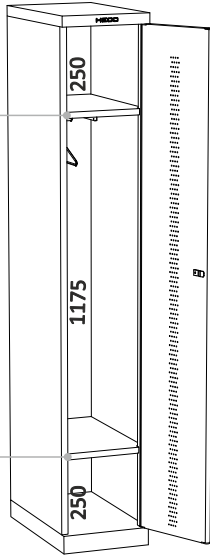
TI: Con techo inclinado
 TI: Avec toit incliné.
 TI: With sloped roof.

1 PUERTA
 1 PORTE
 1 DOOR



estantería para perchas
 étagère porte manteau
 hanger shelf

estantería fija
 étagère fixe
 fixed shelf



L x A x H		
155 11	30 Kg	400 x 500 x 1800
156 11	28 Kg	300 x 500 x 1800
155 TI 11	33 Kg	400 x 500 x 2000
156 TI 11	31 Kg	300 x 500 x 2000

modulo base module de base / basic module

accesorios / accessoires / accessories	
2x 156 P	patas / pieds / stands

L x A x H		
155 12	27 Kg	400 x 500 x 1800
156 12	25 Kg	300 x 500 x 1800
155 TI 12	30 Kg	400 x 500 x 2000
156 TI 12	28 Kg	300 x 500 x 2000

modulo adicional module additionnel / additional module

accesorios / accessoires / accessories	
2x 156 P	patas / pieds / stands

L x A x H		
155 11 2	57 Kg	800 x 500 x 1800
156 11 2	53 Kg	600 x 500 x 1800
155 TI 11 2	63 Kg	800 x 500 x 2000
156 TI 11 2	59 Kg	600 x 500 x 2000

composición composition / composition

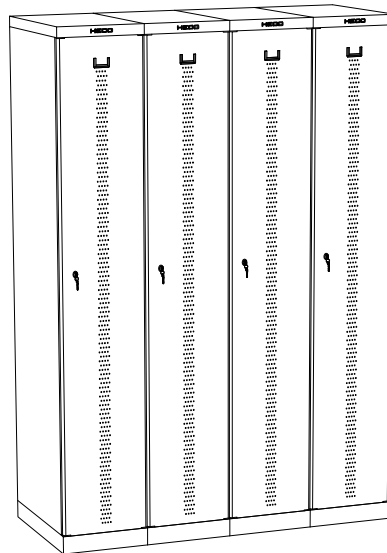
accesorios / accessoires / accessories	
2x 156 P	patas / pieds / stands



L x A x H		
155 11 3	91,5 Kg	1200 x 500 x 1800
156 11 3	81 Kg	900 x 500 x 1800
155 TI 11 3	100,5 Kg	1200 x 500 x 2000
156 TI 11 3	90 Kg	900 x 500 x 2000

composición composition / composition

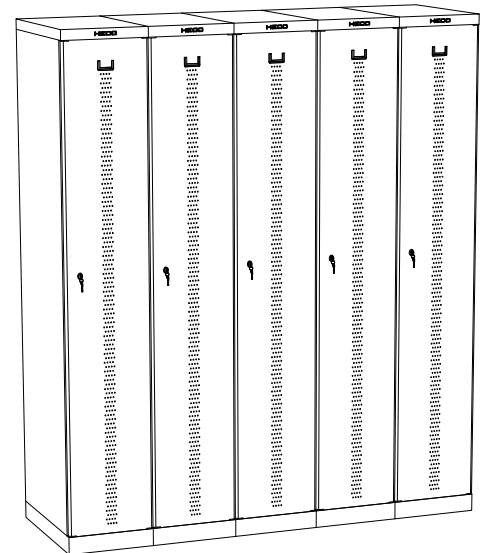
accesorios / accessoires / accessories	
2x 156 P	patas / pieds / stands



L x A x H		
155 11 4	122 Kg	1600 x 500 x 1800
156 11 4	110,5 Kg	1200 x 500 x 1800
155 TI 11 4	134 Kg	1600 x 500 x 2000
156 TI 11 4	122,5 Kg	1200 x 500 x 2000

composición composition / composition

accesorios / accessoires / accessories	
3x 156 P	patas / pieds / stands



L x A x H		
155 11 5	154 Kg	2000 x 500 x 1800
156 11 5	141 Kg	1500 x 500 x 1800
155 TI 11 5	169 Kg	2000 x 500 x 2000
156 TI 11 5	156 Kg	1500 x 500 x 2000

composición composition / composition

accesorios / accessoires / accessories	
4x 156 P	patas / pieds / stands

SERIE 155 (TI)-156 (TI) STANDARD

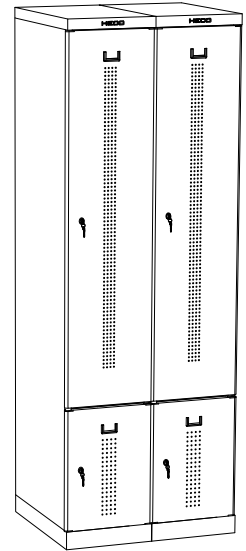
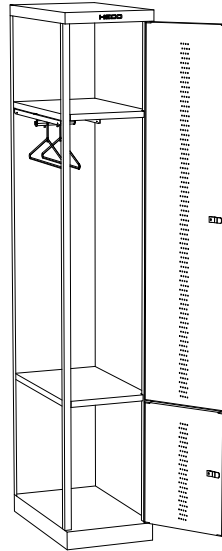
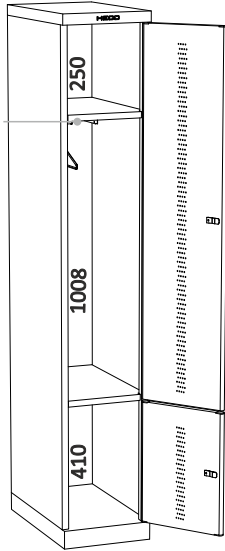


TI: Con techo inclinado
TI: Avec toit incliné.
TI: With sloped roof.

2 PUERTAS
2 PORTES
2 DOORS



estantería para perchas
étagère porte manteau
hanger shelf



		L x A x H
155 2P 1	32 Kg	400 x 500 x 1800
156 2P 1	30,3 Kg	300 x 500 x 1800
155 TI 2P 1	35 Kg	400 x 500 x 2000
156 TI 2P 1	33.3 Kg	300 x 500 x 2000

modulo base module de base / basic module

accesorios / accessoires / accessories	
2x 156 P	patas / pieds / stands

		L x A x H
155 2P 2	29 Kg	400 x 500 x 1800
156 2P 2	27,3 Kg	300 x 500 x 1800
155 TI 2P 2	32 Kg	400 x 500 x 2000
156 TI 2P 2	30,3 Kg	300 x 500 x 2000

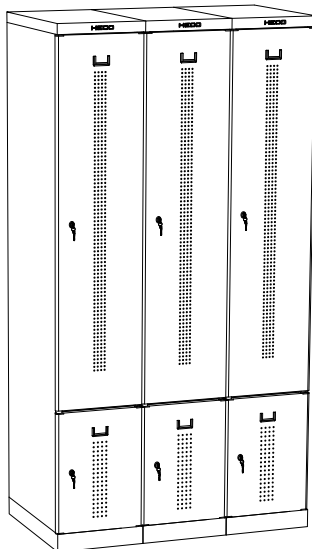
modulo adicional module additionnel / additional module

accesorios / accessoires / accessories	
2x 156 P	patas / pieds / stands

		L x A x H
155 2P 1 2	61 Kg	800 x 500 x 1800
156 2P 1 2	57,6 Kg	600 x 500 x 1800
155 TI 2P 1 2	67 Kg	800 x 500 x 2000
156 TI 2P 1 2	63.6 Kg	600 x 500 x 2000

composición composition / composition

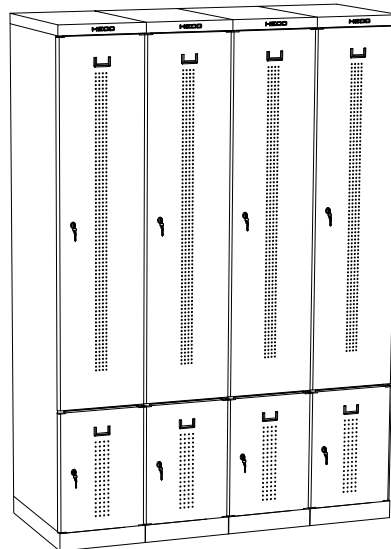
accesorios / accessoires / accessories	
2x 156 P	patas / pieds / stands



		L x A x H
155 2P 1 3	90,9 Kg	1200 x 500 x 1800
156 2P 1 3	84.9 Kg	900 x 500 x 1800
155 TI 2P 1 3	99,9 Kg	1200 x 500 x 2000
156 TI 2P 1 3	93,9 Kg	900 x 500 x 2000

composición composition / composition

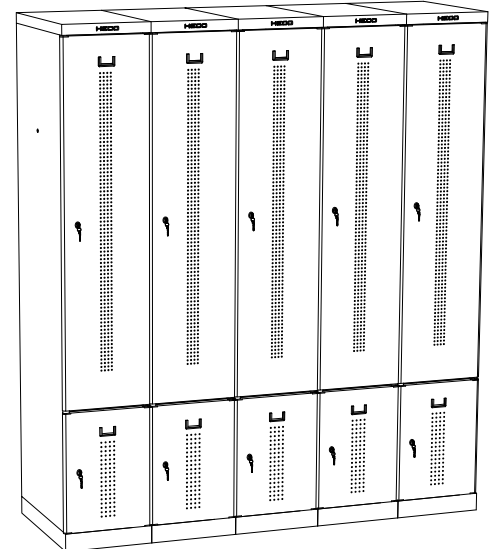
accesorios / accessoires / accessories	
2x 156 P	patas / pieds / stands



		L x A x H
155 2P 1 4	123,2 Kg	1600 x 500 x 1800
156 2P 1 4	111,2 Kg	1200 x 500 x 1800
155 TI 2P 1 4	135,7 Kg	1600 x 500 x 2000
156 TI 2P 1 4	123,2 Kg	1200 x 500 x 2000

composición composition / composition

accesorios / accessoires / accessories	
3x 156 P	patas / pieds / stands



		L x A x H
155 2P 1 5	141.5 Kg	2000 x 500 x 1800
156 2P 1 5	138,5 Kg	1500 x 500 x 1800
155 TI 2P 1 5	156,5 Kg	2000 x 500 x 2000
156 TI 2P 1 5	130 Kg	1500 x 500 x 2000

composición composition / composition

accesorios / accessoires / accessories	
4x 156 P	patas / pieds / stands

SERIE 155 (TI)-156 (TI) STANDARD

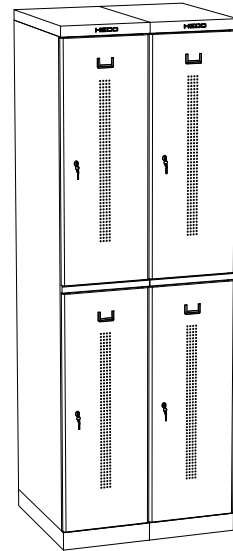
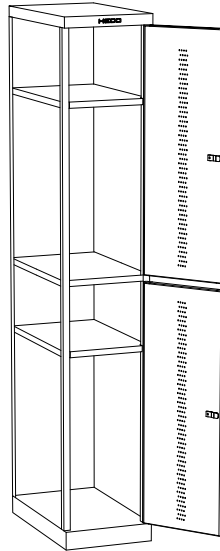
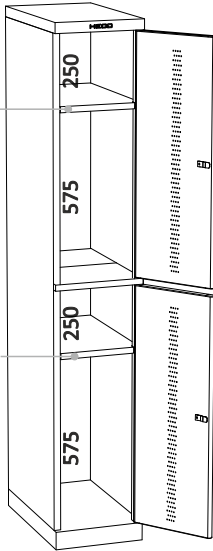
2 PUERTAS
2 PORTES
2 DOORS



TI: Con techo inclinado
TI: Avec toit incliné.
TI: With sloped roof.

estantería para perchas
étagère porte manteau
hanger shelf

estantería para perchas
étagère porte manteau
hanger shelf



L x A x H		
155 21	31 Kg	400 x 500 x 1800
156 21	29 Kg	300 x 500 x 1800
155 TI 21	34 Kg	400 x 500 x 2000
156 TI 21	32 Kg	300 x 500 x 2000

modulo base module de base / basic module

accesorios / accessoires / accessories	
2x 156 P	patas / pieds / stands

L x A x H		
155 22	28 Kg	400 x 500 x 1800
156 22	26 Kg	300 x 500 x 1800
155 TI 22	31 Kg	400 x 500 x 2000
156 TI 22	29 Kg	300 x 500 x 2000


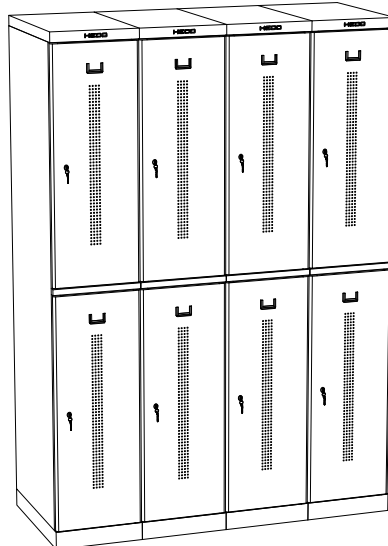

modulo adicional module additionnel / additional module

accesorios / accessoires / accessories	
2x 156 P	patas / pieds / stands

L x A x H		
155 21 2	59 Kg	800 x 500 x 1800
156 21 2	55 Kg	600 x 500 x 1800
155 TI 21 2	65 Kg	800 x 500 x 2000
156 TI 21 2	61 Kg	600 x 500 x 2000

composición composition / composition

accesorios / accessoires / accessories	
2x 156 P	patas / pieds / stands



L x A x H		
155 21 3	94,5 Kg	1200 x 500 x 1800
156 21 3	88,5 Kg	900 x 500 x 1800
155 TI 21 3	103,5 Kg	1200 x 500 x 2000
156 TI 21 3	97,5 Kg	900 x 500 x 2000

composición composition / composition

accesorios / accessoires / accessories	
2x 156 P	patas / pieds / stands

L x A x H		
155 21 4	126 Kg	1600 x 500 x 1800
156 21 4	114,5 Kg	1200 x 500 x 1800
155 TI 21 4	138 Kg	1600 x 500 x 2000
156 TI 21 4	126,5 Kg	1200 x 500 x 2000

composición composition / composition

accesorios / accessoires / accessories	
3x 156 P	patas / pieds / stands

L x A x H		
155 21 5	159 Kg	2000 x 500 x 1800
156 21 5	146 Kg	1500 x 500 x 1800
155 TI 21 5	174 Kg	2000 x 500 x 2000
156 TI 21 5	161 Kg	1500 x 500 x 2000

composición composition / composition

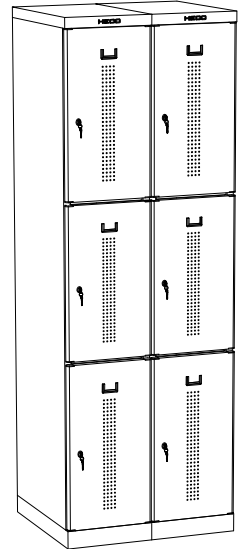
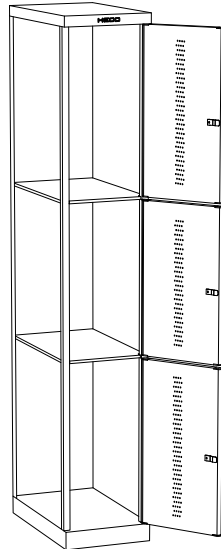
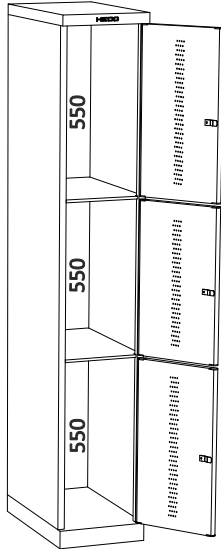
accesorios / accessoires / accessories	
4x 156 P	patas / pieds / stands

SERIE 155 (TI)-156 (TI) STANDARD



TI: Con techo inclinado
TI: Avec toit incliné.
TI: With sloped roof.

3 PUERTAS
3 PORTES
3 DOORS



		LxAxH	
155 31	31 Kg	400 x 500 x 1800	
156 31	30 Kg	300 x 500 x 1800	
155 TI 31	34 Kg	400 x 500 x 2000	
156 TI 31	33 Kg	300 x 500 x 2000	

modulo base module de base / basic module

accesorios / accessoires / accessories	
2x 156 P	patas / pieds / stands

		LxAxH	
155 32	28 Kg	400 x 500 x 1800	
156 32	27 Kg	300 x 500 x 1800	
155 TI 32	31 Kg	400 x 500 x 2000	
156 TI 32	30 Kg	300 x 500 x 2000	

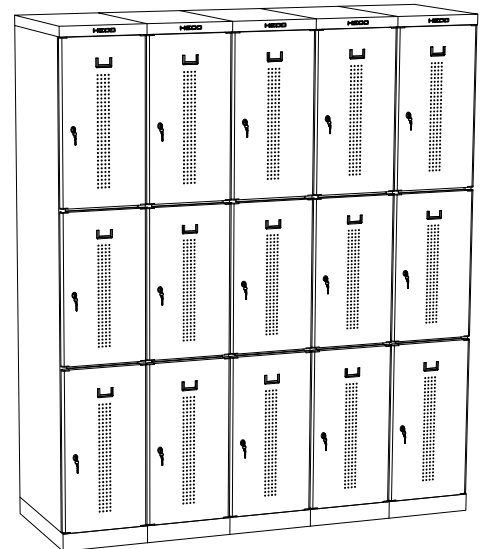

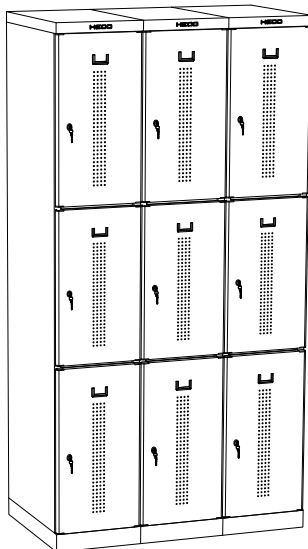
modulo adicional module additionnel / additional module

accesorios / accessoires / accessories	
2x 156 P	patas / pieds / stands

		LxAxH	
155 31 2	59 Kg	800 x 500 x 1800	
156 31 2	57 Kg	600 x 500 x 1800	
155 TI 31 2	65 Kg	800 x 500 x 2000	
156 TI 31 2	63 Kg	600 x 500 x 2000	

composición composition / composition

accesorios / accessoires / accessories	
2x 156 P	patas / pieds / stands



		LxAxH	
155 31 3	94,5 Kg	1200 x 500 x 1800	
156 31 3	87 Kg	900 x 500 x 1800	
155 TI 31 3	103,5 Kg	1200 x 500 x 2000	
156 TI 31 3	96 Kg	900 x 500 x 2000	

composición composition / composition

accesorios / accessoires / accessories	
2x 156 P	patas / pieds / stands

		LxAxH	
155 31 4	126 Kg	1600 x 500 x 1800	
156 31 4	118,5 Kg	1200 x 500 x 1800	
155 TI 31 4	138 Kg	1600 x 500 x 2000	
156 TI 31 4	130,5 Kg	1200 x 500 x 2000	

composición composition / composition

accesorios / accessoires / accessories	
3x 156 P	patas / pieds / stands

		LxAxH	
155 31 5	159 Kg	2000 x 500 x 1800	
156 31 5	151 Kg	1500 x 500 x 1800	
155 TI 31 5	174 Kg	2000 x 500 x 2000	
156 TI 31 5	166 Kg	1500 x 500 x 2000	

composición composition / composition

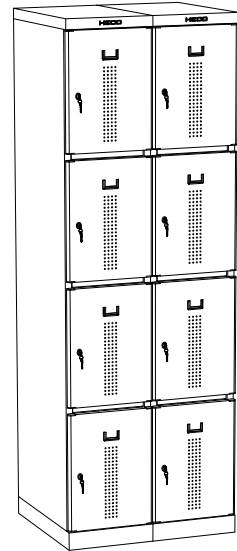
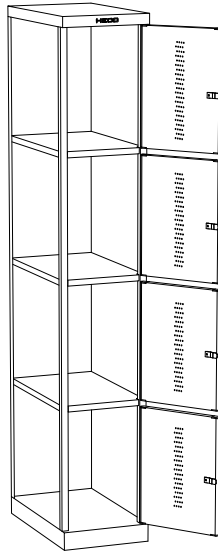
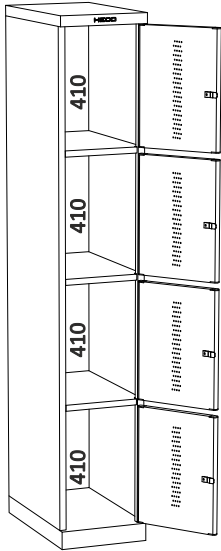
accesorios / accessoires / accessories	
4x 156 P	patas / pieds / stands

SERIE 155 (TI)-156 (TI) STANDARD



TI: Con techo inclinado
 TI: Avec toit incliné.
 TI: With sloped roof.

4 PUERTAS
 4 PORTES
 4 DOORS



LxAxH		
155 41	33 Kg	400 x 500 x 1800
156 41	30 Kg	300 x 500 x 1800
155 TI 41	36 Kg	400 x 500 x 2000
156 TI 41	33 Kg	300 x 500 x 2000

modulo base module de base / basic module

accesorios / accessoires / accessories	
2x 156 P	patas / pieds / stands

LxAxH		
155 42	30 Kg	400 x 500 x 1800
156 42	27 Kg	300 x 500 x 1800
155 TI 42	33 Kg	400 x 500 x 2000
156 TI 42	30 Kg	300 x 500 x 2000

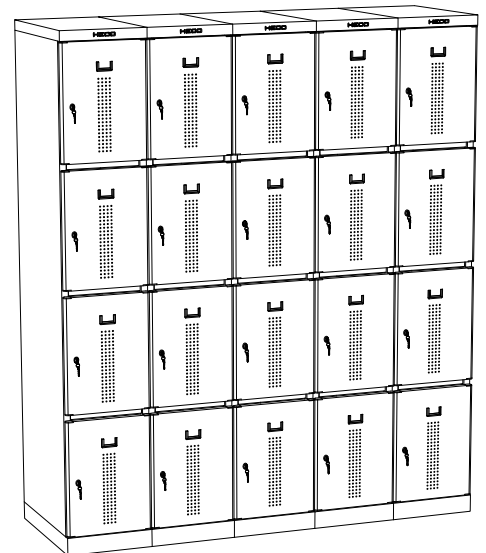

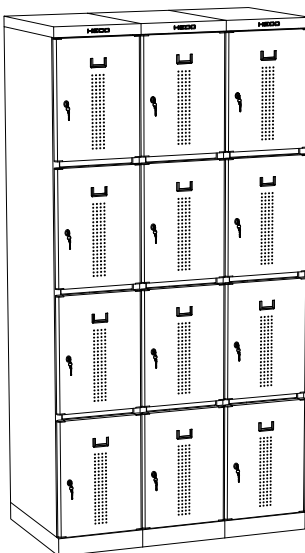
modulo adicional module additionnel / additional module

accesorios / accessoires / accessories	
2x 156 P	patas / pieds / stands

LxAxH		
155 41 2	63 Kg	800 x 500 x 1800
156 41 2	57 Kg	600 x 500 x 1800
155 TI 41 2	68 Kg	800 x 500 x 2000
156 TI 41 2	57 Kg	600 x 500 x 2000

composición composition / composition

accesorios / accessoires / accessories	
2x 156 P	patas / pieds / stands



LxAxH		
155 41 3	101 Kg	1200 x 500 x 1800
156 41 3	87 Kg	900 x 500 x 1800
155 TI 41 3	110 Kg	1200 x 500 x 2000
156 TI 41 3	96 Kg	900 x 500 x 2000

composición composition / composition

accesorios / accessoires / accessories	
2x 156 P	patas / pieds / stands

LxAxH		
155 41 4	134 Kg	1600 x 500 x 1800
156 41 4	118,5 Kg	1200 x 500 x 1800
155 TI 41 4	146 Kg	1600 x 500 x 2000
156 TI 41 4	130,5 Kg	1200 x 500 x 2000

composición composition / composition

accesorios / accessoires / accessories	
3x 156 P	patas / pieds / stands

LxAxH		
155 41 5	169 Kg	2000 x 500 x 1800
156 41 5	151 Kg	1500 x 500 x 1800
155 TI 41 5	184 Kg	2000 x 500 x 2000
156 TI 41 5	166 Kg	1500 x 500 x 2000

composición composition / composition

accesorios / accessoires / accessories	
4x 156 P	patas / pieds / stands

SERIE 160 TI

Almacenaje para ropa limpia.
Stockage de linge propre.
Clean laundry storage.

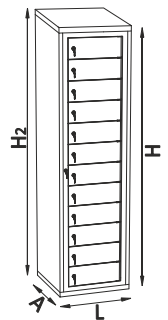
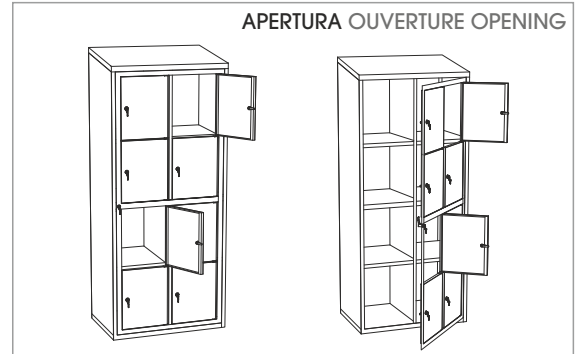


STANDARD

Cierre con llave incluido.
Fermeture à clé inclus.
Key locking included.



APERTURA OUVERTURE OPENING



Con techo inclinado.
Avec toit incliné.
With sloped roof.

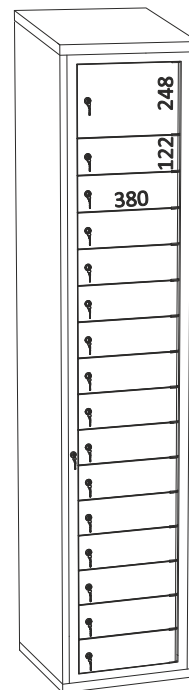



Para más información de cierres, ver PAG. 291-294.
Pour plus information de verrous, voir PAG. 291-294.
For further information of locks, see PAG. 291-294.

		L x A x H x H2 (mm)
160 (1)	54 Kg	500x500x1800x1890
160 (2)	54 Kg	800x500x1800x1890
160 16	68 Kg	500x500x2285x2375

1 mm

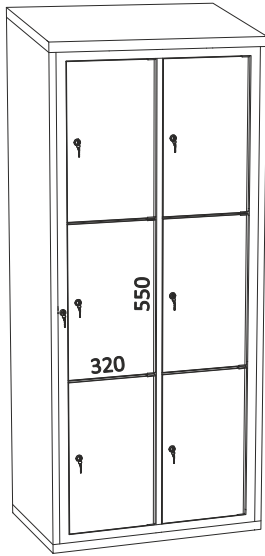
SERIE 160 STANDARD



		L x A x H x H2
160 10 1 TI	54 Kg	500 x 500 x 1800 x 1890

		L x A x H x H2
160 12 1 TI	54 Kg	500 x 500 x 1800 x 1890

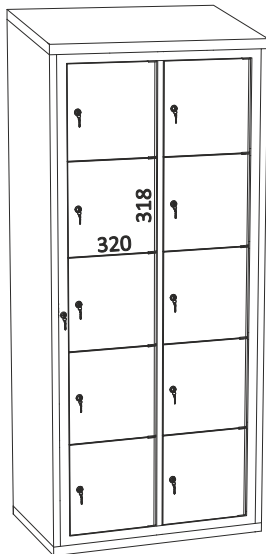
		L x A x H x H2
160 16 1 TI	68 Kg	500 x 500 x 2285 x 2375




		L x A x H x H ₂
160 6 TI	67 Kg	800 x 500 x 1800 x 1890



		L x A x H x H ₂
160 8 TI	71 Kg	800 x 500 x 1800 x 1890



		L x A x H x H ₂
160 10 2 TI	75 Kg	800 x 500 x 1800 x 1890



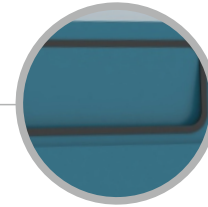

		L x A x H x H ₂
160 12 2 TI	76 Kg	800 x 500 x 1800 x 1890

SERIE 160 0 / 160 1 TI

Almacenaje de ropa para lavar
Stockage des vêtements à laver.
Storage of washing clothes.



SERIE 160 0

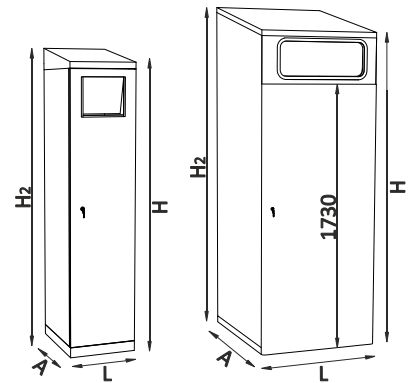


Protección.
Protection.
Protection.

STANDARD
Cierre con llave.
Fermeture à clé.
Key locking.



SERIE 160 1



Puerta batiente para el depósito de ropa.
Porte battante pour déposer les vêtements.
Swing door for clothing deposit.

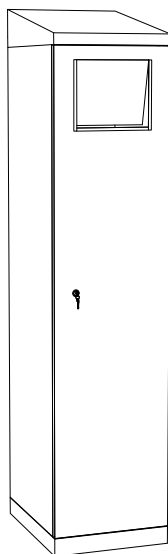


Con ganchos para sostener el saco de ropa.
Avec des crochets pour tenir le sac de vêtements.
With hooks to hold the bag of clothes.

		L x A x H x H2
160 0	28,5 Kg	400x500x1800x1890
160 1 TI	89 Kg	800x900x2070x2280

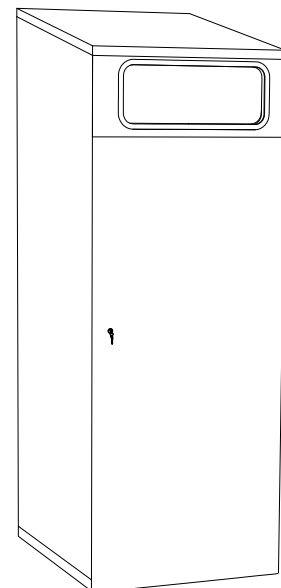
1 mm

SERIE 160 0 STANDARD



		L x A x H x H2
160 0	28,5 Kg	400 x 500 x 1800 x 1890

SERIE 160 1 TI STANDARD



		L x A x H x H2
160 1 TI	89 Kg	800 x 900 x 2070 x 2280

SERIE 163 ref. 163 1 / 163 2

Armarios para vestuario.
Armoires vestiaire.
Cloakroom wardrobes.



163 1

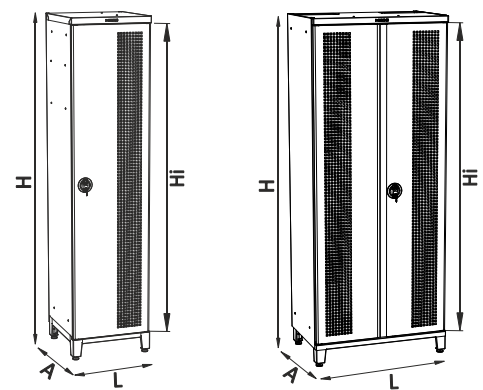


163 2

Descripción. Description. Description.

Armario con pies de alta resistencia. 1 o 2 puertas. Cierre con llave incluido. Ventilación. Color opcional.
Armoire avec pieds de haute résistance. 1 ou 2 portes. Fermeture avec clé inclus. Ventilation. Couleur en option.
Cabinet with stands high resistance. 1 or 2 doors. Key locking included. Ventilation. Choice of colours.

Detalles. Détails. Details.



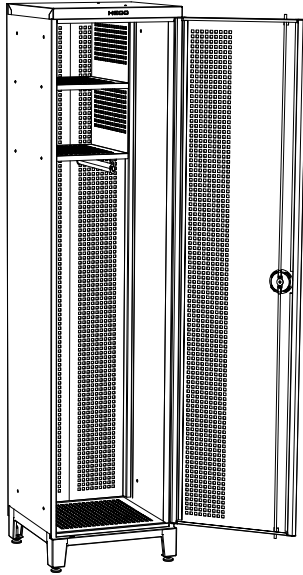
		L x A x H	Hi (mm)
163 1	61 Kg	450x500x2000	1800
163 2	97,55 Kg	900x500x2000	1800

e 1 mm estructura chasis / frame
e 0,6 mm puerta porte / door




Opcional. Ver: PAG 291.
Optionnel. Voir: PAG 291.
Optional. See: PAGE 291.

SERIE 163 1 STANDARD



		L x A x H
163 1	61 Kg	450 x 500 x 2000

SERIE 163 2 STANDARD



		L x A x H
163 2	97,55 Kg	900 x 500 x 2000

INFO

CIERRE ELECTRONICO RFID VERROU ELÉCTRONIQUE RFID / RFID ELECTRONIC LOCKING

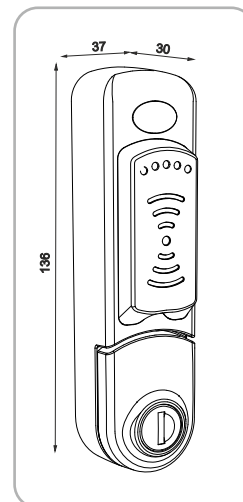
SERIE CE P 1



·Indicadores LED.
·Indicateurs LED.
·LED display.




·Tarjetas usuario abrir/cerrar.
·Cartes utilisateur pour ouvrir/fermer.
·Cards for opening/closing doors.



·Medidas.
·Mesures.
·Measures.



Para más información, ver PAG. 293.
Pour plus d'information, voir PAGE. 293.
For further information, see PAGE. 293.




FR

- Grande variété de tailles et configurations.
- Conception robuste et résistante.
- Solutions de stockage d'outils.
- Accessoires disponibles pour la configuration.
- Les panneaux sérigraphiés permettent une plus grande capacité de stockage des outils.
- Couleur standard bleu martelé possibilité teintes en option.

EN

- Wide range of sizes and configurations.
- Strong and resistant design.
- Storage solutions for tools.
- Accessories available for customization.
- Printed designs offer large tool storage capacity.
- Standard colour hammered possibility optional colours.

ARMARIOS Y PANELES MURALES



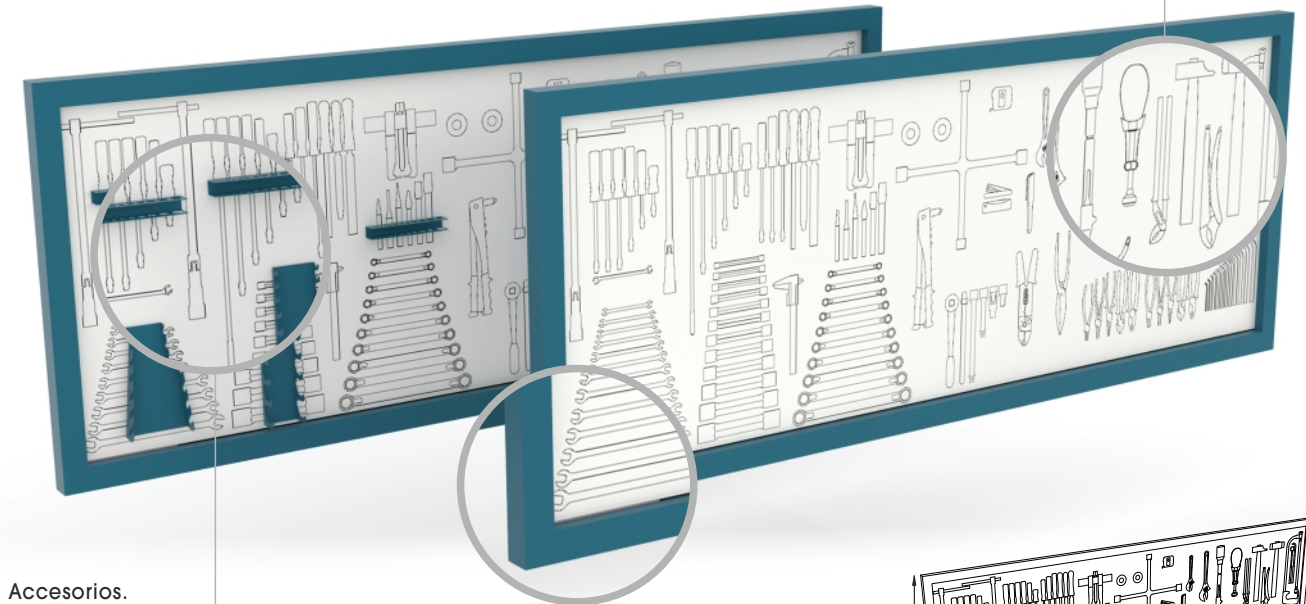
ES

- Gran variedad de medidas y configuraciones.
- Diseño robusto y resistente.
- Soluciones de almacenaje de herramientas.
- Accesorios disponibles para configuración.
- Los paneles serigrafiados ofrecen mayor capacidad de almacenaje de herramientas.
- Color opcional.



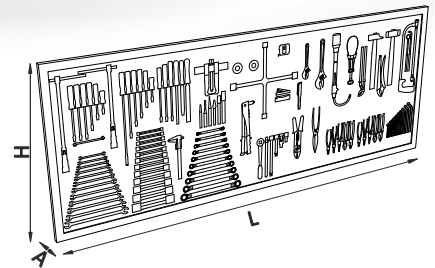
Paneles de madera serigrafiados para herramientas.
 Panneaux en bois serigraphié pour outils.
 Screen printed wooden panels for tools.

Panel de madera.
 Panneau en bois.
 Wood panel.



Accesorios.
 Accessoires.
 Accessories.

Estructura metálica.
 Chassis métallique.
 Metallic frame.



		L x A x H
109 10 1	10,50 Kg	1070x25x800
109 13 1	13,5 Kg	1370x25x800
109 15 1	15,50 Kg	1570x25x800
109 18 1	17 Kg	1870x25x800
109 20 1	19 Kg	2070x25x800

e 1 mm estructura chassis / frame

ACCESORIOS ACCESSOIRES / ACCESSORIES

SERIE 110

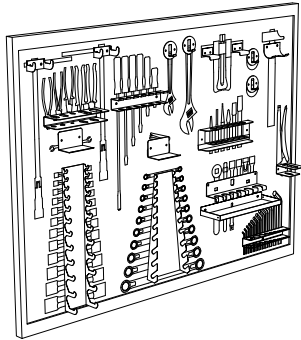


Ver información (PAG. 282).
 Voir information (PAG. 282).
 See information (PAG. 282).

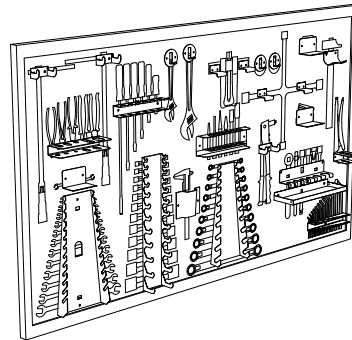


No apto para pladur sin taco especial.
 Ne convient pas pour mur en plâtre sans une cheville spéciale.
 Not suitable for plaster wall without a special wedge.

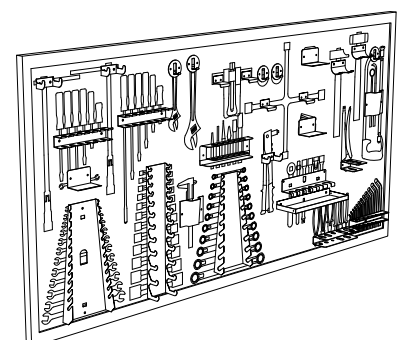
SERIE 109 STANDARD



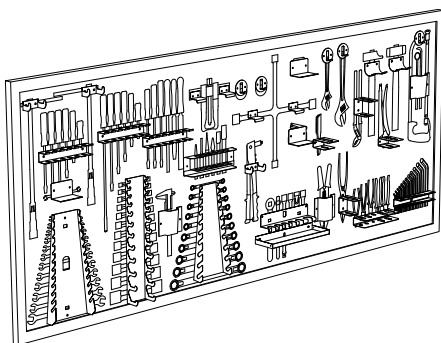
		L x A x H
109 10 1	10,50 Kg	1070 x 25 x 800
accesorios / accessoires / accessories		
1x	110 0 01/110 0 02/110 0 04/110 0 05/110 0 06/110 0 07/110 0 08/110 0 09/110 0 10/110 0 11	
2x	110 0 15/110 0 16/110 0 17	
4x	110 0 21	
68u total herramientas/ total outils / total tools		



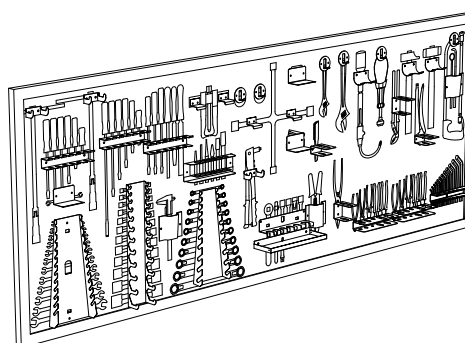
		L x A x H
109 13 1	13,5 Kg	1370 x 25 x 800
accesorios / accessoires / accessories		
1x	110 0 01/110 0 02/110 0 04/110 0 06/110 0 07/110 0 08/110 0 09/110 0 10/110 0 11/110 0 14	
3x	110 0 15/110 0 16	
4x	110 0 17/110 0 21	
85u total herramientas/ total outils / total tools		



		L x A x H
109 15 1	15,5 Kg	1570 x 25 x 800
accesorios / accessoires / accessories		
1x	110 0 02/110 0 04/110 0 06/110 0 07/110 0 09/110 0 10/110 0 11/110 0 14	
2x	110 0 01/110 0 08/110 0 18	
3x	110 0 05/110 0 16	
4x	110 0 15/110 0 17	
6x	110 0 21	
94u total herramientas/ total outils / total tools		

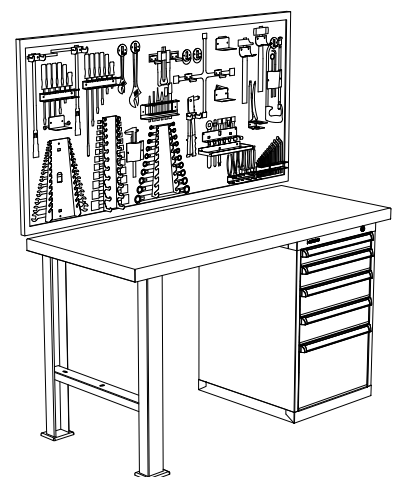


		L x A x H
109 18 1	17 Kg	1870 x 25 x 800
accesorios / accessoires / accessories		
1x	110 0 02/110 0 04/110 0 06/110 0 07/110 0 09/110 0 10/110 0 11/110 0 13/110 0 14	
2x	110 0 05/110 0 08/110 0 18	
3x	110 0 01/110 0 15/110 0 16	
4x	110 0 17	
7x	110 0 21	
104u total herramientas/ total outils / total tools		



		L x A x H
109 20 1	19 Kg	2070 x 25 x 800
accesorios / accessoires / accessories		
1x	110 0 02/110 0 06/110 0 07/110 0 09/110 0 10/110 0 11/110 0 13/110 0 14	
2x	110 0 04/110 0 18	
3x	110 0 01/110 0 05/110 0 08/110 0 15/110 0 16	
4x	110 0 17	
7x	110 0 21	
109u total herramientas/ total outils / total tools		

SERIE 109 20

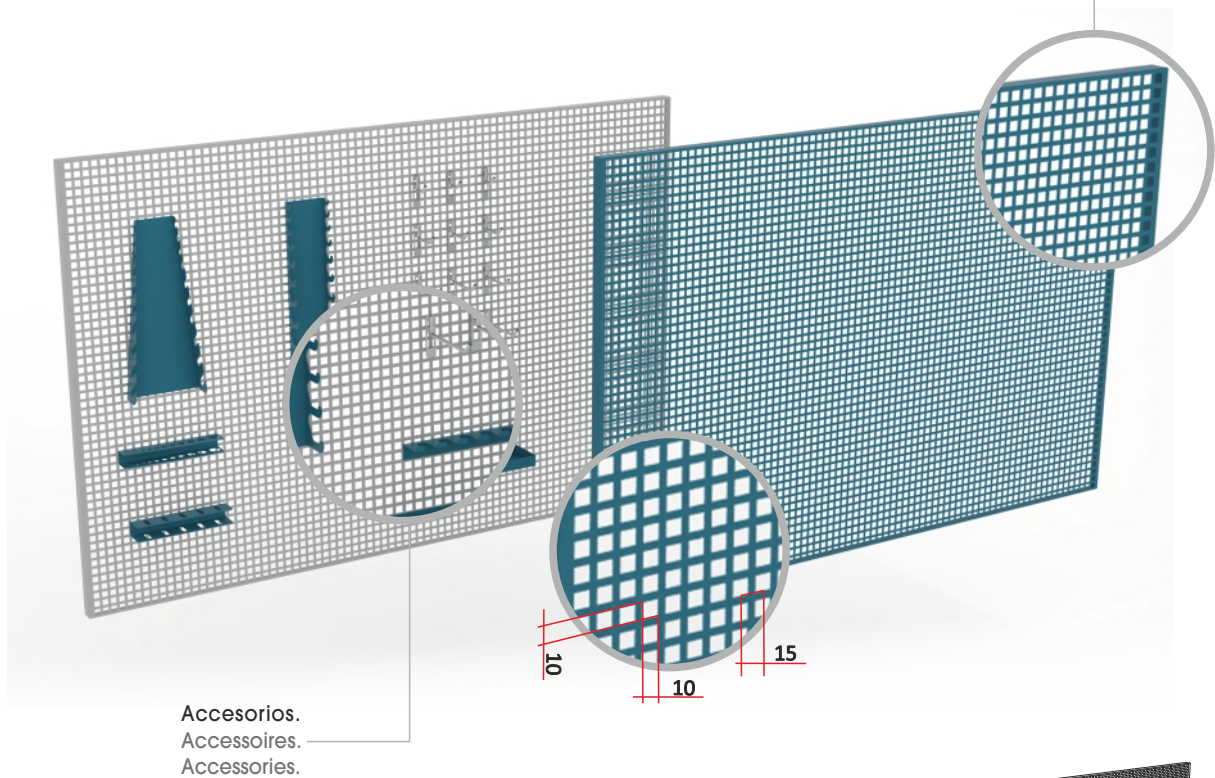


SERIE 136 20

Solución Solution Solution

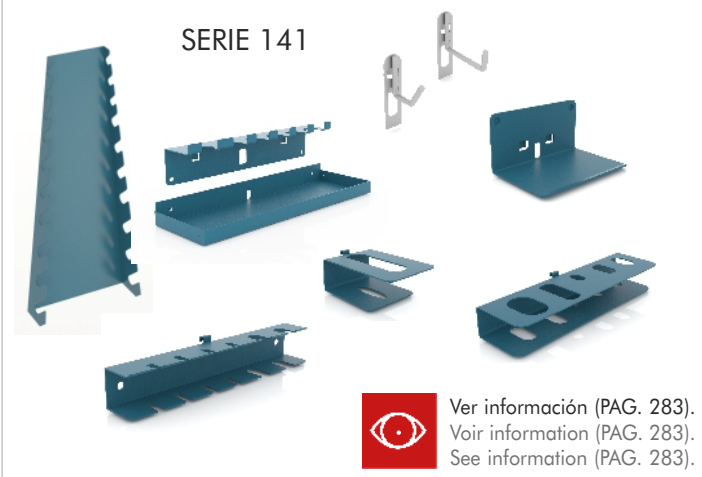
Paneles perforados.
Panneaux pèrforés.
Perforated panels.

Panel perforado.
Panneau perforé.
Perforated panels.



Accesorios.
Accessoires.
Accessories.

ACCESORIOS ACCESSOIRES / ACCESSORIES



Ver información (PAG. 283).
Voir information (PAG. 283).
See information (PAG. 283).

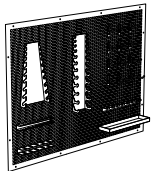



		L x A x H (mm)
145 10	9,5 Kg	1000x25x800
145 13	12 Kg	1300x25x800
145 15	13 Kg	1500x25x800
145 18	17 Kg	1800x25x800
145 20	19 Kg	2000x25x800

e 1,2 mm

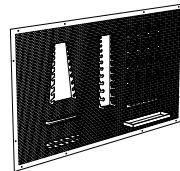
No apto para pladur sin taco especial.
Ne convient pas pour mur en plâtre sans une cheville spéciale.
Not suitable for plaster wall without a special wedge.

Los paneles se sirven sin soportes.
Les panneaux sont fournis sans supports.
Panels are supplied without supports.

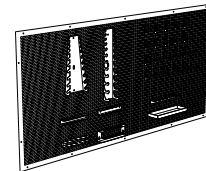
SERIE 145 STANDARD



145 10 1
Solo soportes
Seul supports
Only supports



145 13 1
Solo soportes
Seul supports
Only supports



145 15 1
Solo soportes
Seul supports
Only supports

		L x A x H
145 10	9,5 Kg	1000 x 25 x 800



		L x A x H
145 13	12 Kg	1300 x 25 x 800

		L x A x H
145 15	13 Kg	1500 x 25 x 800

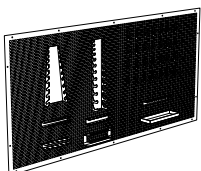
accesorios / accessoires / accessories		
145 10 1	soportes / supports / supports	2,4 Kg
1x	141 0 10/141 0 14/141 0 17/ 141 0 18/141 0 19	
3x	141 0 01/141 0 02/141 0 03/141 0 04	
17u	total soportes/total supports/total supports	

accesorios / accessoires / accessories		
145 13 1	soportes / supports / supports	2,7 Kg
1x	141 0 10/141 0 14/141 0 17/ 141 0 18/141 0 19	
4x	141 0 01/141 0 02/141 0 03/141 0 04	
21u	total soportes/total supports/total supports	

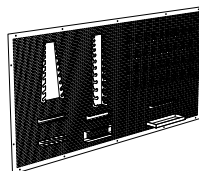
accesorios / accessoires / accessories		
145 15 1	soportes / supports / supports	3,2 Kg
1x	141 0 10/141 0 12/141 0 14/141 0 17/ 141 0 18/141 0 19/141 0 23	
5x	141 0 01/141 0 02/141 0 03/141 0 04	
27u	total soportes/total supports/total supports	



SERIE 145 20



145 18 1
Solo soportes
Seul supports
Only supports



145 20 1
Solo soportes
Seul supports
Only supports



SERIE 136 20 C2

Solución Solution Solution

		L x A x H
145 18	17 Kg	1800 x 25 x 800

		L x A x H
145 20	19 Kg	2000 x 25 x 800

accesorios / accessoires / accessories		
145 18 1	soportes / supports / supports	3,4 Kg
1x	141 0 10/141 0 12/141 0 14/141 0 17/ 141 0 18/141 0 19/141 0 23	
7x	141 0 01/141 0 02/141 0 03/141 0 04	
35u	total soportes/total supports/total supports	

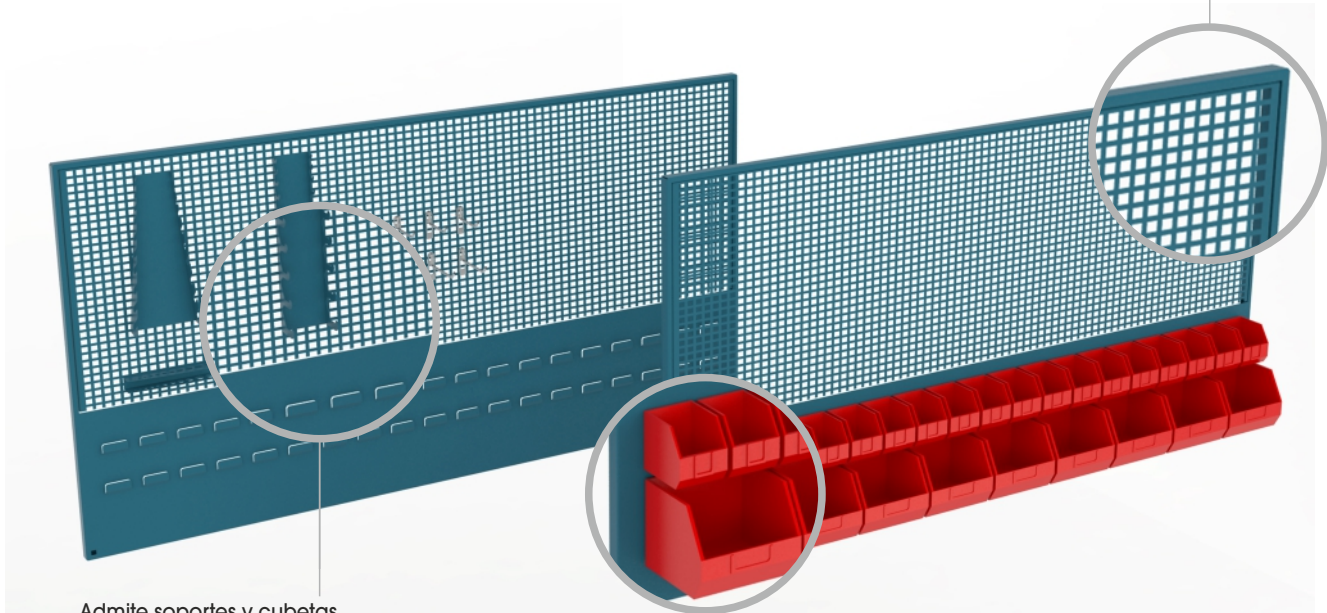
accesorios / accessoires / accessories		
145 20 1	soportes / supports / supports	3,6 Kg
1x	141 0 10/141 0 12/141 0 14/141 0 17/ 141 0 18/141 0 19/141 0 23	
9x	141 0 01/141 0 02/141 0 03/141 0 04	
43u	total soportes/total supports/total supports	

SERIE 145 C ref. 145 10/13/15/18/20 C

PANELES PANNEAUX PANELS

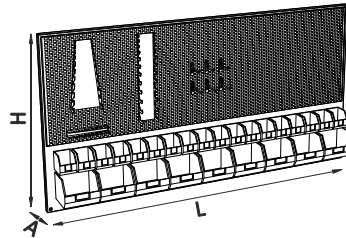
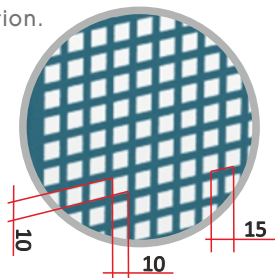
Paneles perforados con espacio para cubetas.
 Panneaux pèrforés avec espace pour bacs à bec.
 Perforated panels with space for receptacles.

Panel perforado.
 Panneau perforé.
 Perforated panels.



Admite soportes y cubetas.
 Admets supports et boîtes.
 Admit supports and trays.

Fijación de soportes.
 Fixation de supports.
 Supports fixation.



		L x A x H (mm)
145 10 C	9,5 Kg	1000x25x800
145 13 C	12 Kg	1300x25x800
145 15 C	13 Kg	1500x25x800
145 18 C	17 Kg	1800x25x800
145 20 C	19 Kg	2000x25x800

e 1,2 mm



No apto para pladur sin taco especial.
 Ne convient pas pour mur en plâtre sans une cheville spéciale.
 Not suitable for plaster wall without a special wedge.



Los paneles se sirven sin soportes y sin cubetas.
 Les panneaux sont fournis sans supports et sans bacs à bacs.
 Panels are supplied without supports and trays.

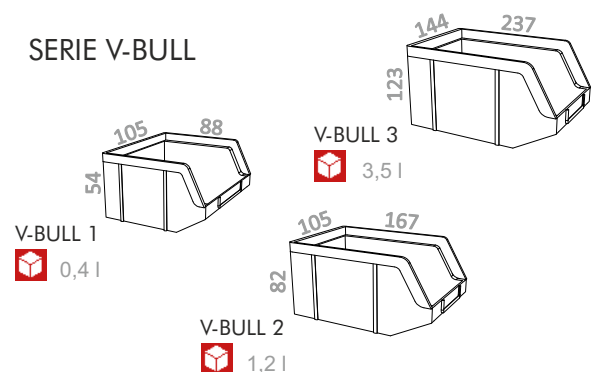
SOPORTES SUPPORTS / SUPPORTS



Ver información (PAG. 283).
 Voir information (PAG. 283).
 View information (PAG. 283).


CUBETAS BACS À BEC / TRAYS

SERIE V-BULL



Ver información (PAG. 302).
 Voir information (PAG. 302).
 View information (PAG. 302).

SERIE 145 C STANDARD




		L x A x H
145 10 C	9,5 Kg	1000 x 25 x 800

accesorios / accessoires / accessories		
145 10 1	soportes / supports / supports	2,4 Kg
1x	141 0 10/141 0 14/141 0 17/ 141 0 18/141 0 19	
3x	141 0 01/141 0 02/141 0 03/141 0 04	
17u	total soportes/total supports/total supports	

Ver (PAG.105). Voir (PAG. 105). View (PAG. 105).

capacidad / capacité / capacity		
V-BULL 1	18 cubetas / 18 bacs à bec / 18 trays	
V-BULL 2	18 cubetas / 18 bacs à bec / 18 trays	
V-BULL 3	12 cubetas / 12 bacs à bec / 12 trays solo fila inferior / seulement ligne inférieur / only bottom line	




		L x A x H
145 13 C	12 Kg	1300 x 25 x 800

accesorios / accessoires / accessories		
145 13 1	soportes / supports / supports	2,7 Kg
1x	141 0 10/141 0 14/141 0 17/ 141 0 18/141 0 19	
4x	141 0 01/141 0 02/141 0 03/141 0 04	
21u	total soportes/total supports/total supports	

Ver (PAG.105). Voir (PAG. 105). View (PAG. 105).

capacidad / capacité / capacity		
V-BULL 1	24 cubetas / 24 bacs à bec / 24 trays	
V-BULL 2	24 cubetas / 24 bacs à bec / 24 trays	
V-BULL 3	18 cubetas / 18 bacs à bec / 18 trays solo fila inferior / seulement ligne inférieur / only bottom line	




		L x A x H
145 15 C	13 Kg	1500 x 25 x 800

accesorios / accessoires / accessories		
145 15 1	soportes / supports / supports	3,2 Kg
1x	141 0 10/141 0 12/141 0 14/141 0 17/ 141 0 18/141 0 19/141 0 23	
5x	141 0 01/141 0 02/141 0 03/141 0 04	
27u	total soportes/total supports/total supports	

Ver (PAG.105). Voir (PAG. 105). View (PAG. 105).

capacidad / capacité / capacity		
V-BULL 1	28 cubetas / 28 bacs à bec / 28 trays	
V-BULL 2	28 cubetas / 28 bacs à bec / 28 trays	
V-BULL 3	20 cubetas / 20 bacs à bec / 20 trays solo fila inferior / seulement ligne inférieur / only bottom line	




		L x A x H
145 18 C	17 Kg	1800 x 25 x 800

accesorios / accessoires / accessories		
145 18 1	soportes / supports / supports	3,4 Kg
1x	141 0 10/141 0 12/141 0 14/141 0 17/ 141 0 18/141 0 19/141 0 23	
7x	141 0 01/141 0 02/141 0 03/141 0 04	
35u	total soportes/total supports/total supports	

Ver (PAG.105). Voir (PAG. 105). View (PAG. 105).

capacidad / capacité / capacity		
V-BULL 1	32 cubetas / 32 bacs à bec / 32 trays	
V-BULL 2	32 cubetas / 32 bacs à bec / 32 trays	
V-BULL 3	24 cubetas / 24 bacs à bec / 24 trays solo fila inferior / seulement ligne inférieur / only bottom line	



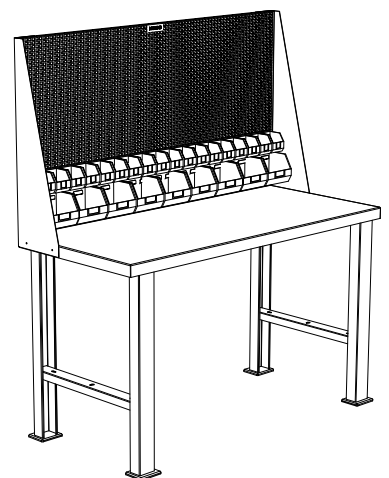
		L x A x H
145 20 C	19 Kg	2000 x 25 x 800

accesorios / accessoires / accessories		
145 20 1	soportes / supports / supports	3,6 Kg
1x	141 0 10/141 0 12/141 0 14/141 0 17/ 141 0 18/141 0 19/141 0 23	
9x	141 0 01/141 0 02/141 0 03/141 0 04	
43u	total soportes/total supports/total supports	

Ver (PAG.105). Voir (PAG. 105). View (PAG. 105).

capacidad / capacité / capacity		
V-BULL 1	36 cubetas / 36 bacs à bec / 36 trays	
V-BULL 2	36 cubetas / 36 bacs à bec / 36 trays	
V-BULL 3	26 cubetas / 26 bacs à bec / 26 trays solo fila inferior / seulement ligne inférieur / only bottom line	

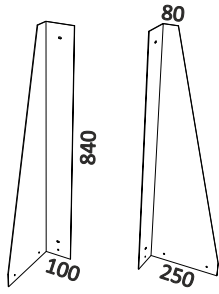
SERIE 145 13 C
SERIE V-BULL
SERIE CTP



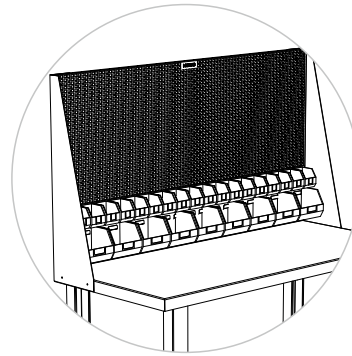
SERIE 112 15

Solución Solution Solution

SERIE 145 CTP STANDARD



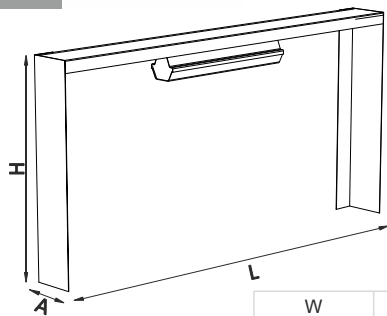
		LxAxH
145 CTP	10 Kg	250 x 100 x 840



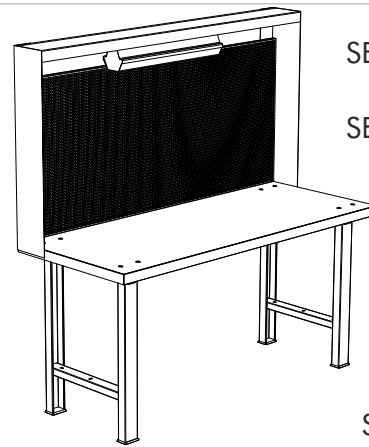
SERIE 145 13 C
SERIE V-BULL
SERIE CTP
SERIE 112 15

Solución Solution Solution

SERIE 112 SL STANDARD



	W	LxAxH
112 10 SL	1x18	1000 x 200 x 1200
112 13 SL	1x18	1300 x 200 x 1200
112 15 SL	1x36	1500 x 200 x 1200
112 18 SL	1x58	1800 x 200 x 1200
112 20 SL	1x58	2000 x 200 x 1200



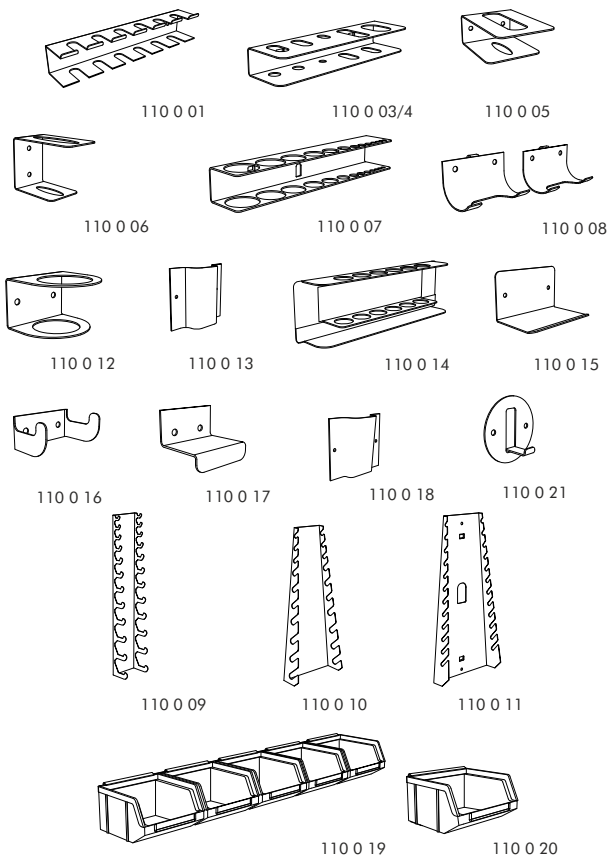
SERIE 112 20 SL

SERIE 145 20

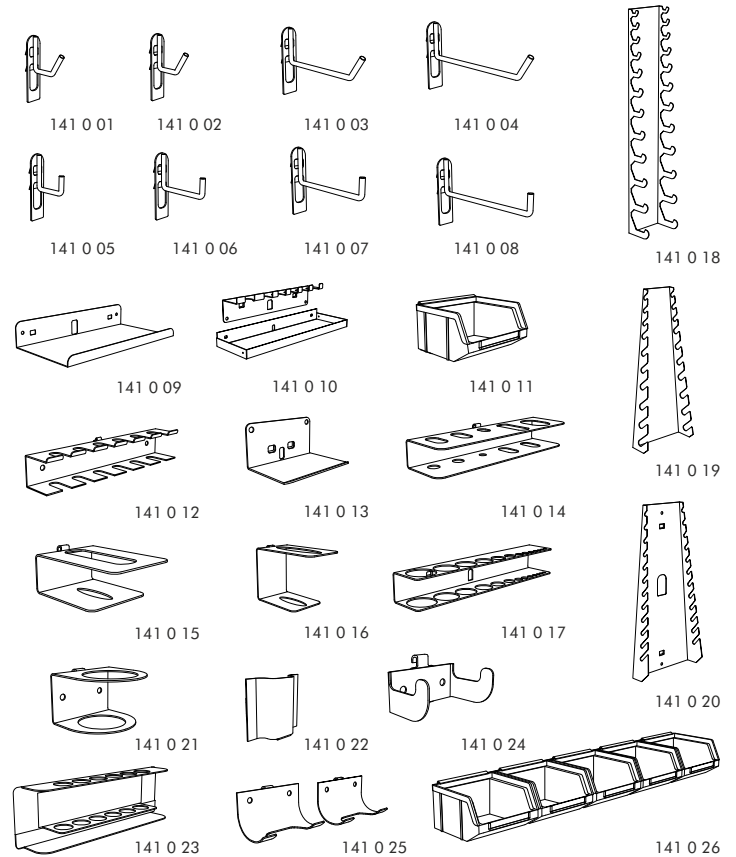
SERIE 112 20 C

Solución Solution Solution

SERIE 110 SOPORTES SUPPORTS SUPPORTS




SERIE 141 SOPORTES SUPPORTS SUPPORTS



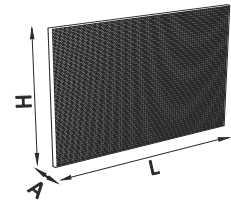
SERIE 141

ref. 141 0 / 141 1 / 141 2 / 141 3 / 141 4

Panel perforado en cuadrado.
Panneau perforé carré.
Square perforated panel.



BRICO



141 0	4,96 Kg	L x A x H (mm) 1000x13x500
-------	---------	-------------------------------

e 1,2 mm




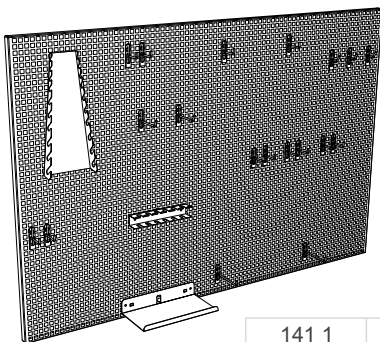
Fijación con tornillos.
Fixation avec vis.
Fixing with screws.



El panel se sirve sin soportes.
Panneau livré sans supports.
Panel is supplied without supports.

SERIE 141

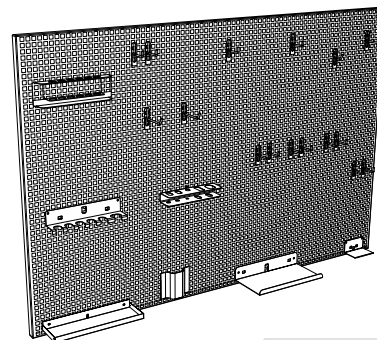
STANDARD



141 1	7,86 Kg	L x A x H 1000 x 13 x 500
-------	---------	------------------------------

BRICO-HOGAR BRICO-MAISON / BRICO-HOME

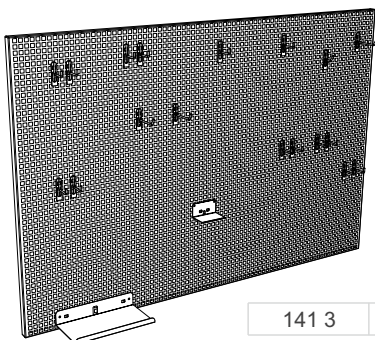
componentes / composants / components			
1x	141 0 09 / 141 0 12 / 141 0 19		
2x	141 0 03 / 141 0 08		
3x	141 0 01		
15x	141 0 06	4x	V-BULL 1



141 2	7,86 Kg	L x A x H 1000 x 13 x 500
-------	---------	------------------------------

BRICO-MECANICO BRICO-MÉCANIQUE / BRICO-MECHANICAL

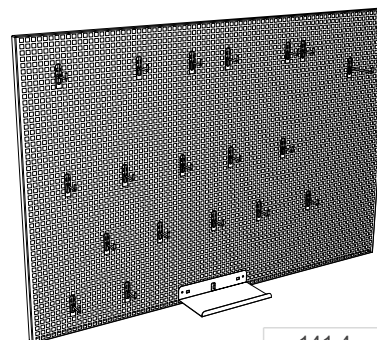
componentes / composants / components			
1x	141 0 01 / 141 0 04 / 141 0 08 / 141 0 09 / 141 0 10 / 141 0 13 / 141 0 14 / 141 0 22 / 141 0 23		
19x	141 0 06	4x	V-BULL 1



141 3	7,86 Kg	L x A x H 1000 x 13 x 500
-------	---------	------------------------------

BRICO-CARPINTERO BRICO-MENUISIER / BRICO-CARPENTER

componentes / composants / components			
1x	141 0 09 / 141 0 13		
3x	141 0 01		
6x	141 0 08		
17x	141 0 06	4x	V-BULL 1



141 4	7,86 Kg	L x A x H 1000 x 13 x 500
-------	---------	------------------------------

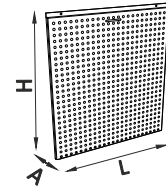
BRICO-JARDINERO BRICO-JARDINIER / BRICO-GARDENER

componentes / composants / components			
1x	141 0 08 / 141 0 09		
22x	141 0 06	4x	V-BULL 1

SERIE 144 ref. 144 0 / 144 1 / 144 2

BRICO

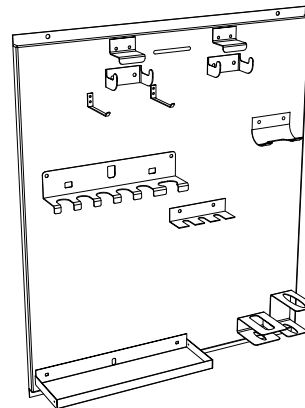
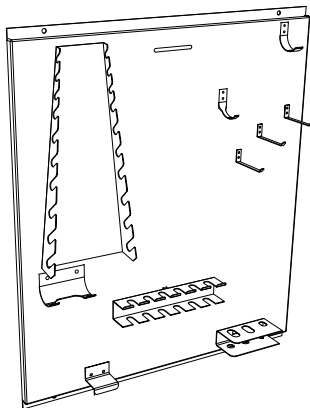
Panel perforado en redondo.
 Panneau perforé rond.
 Round perforated panel.



144 0	2 Kg	L x A x H (mm) 480x10x530
-------	------	------------------------------

0,7 mm

 Fijación con tornillos.
 Fixation avec vis.
 Fixing with screws.

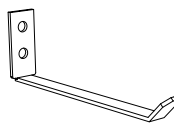
SERIE 144 STANDARD


144 1	7,5 Kg		L x A x H 480 x 10 x 530
-------	--------	--	-----------------------------

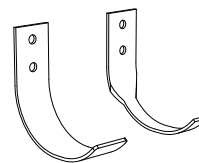
 Sin serigrafiar. Accesorios remachados.
 Sans sérigraphie. Accessoires rivetés.
 Without screen printing. Riveted accessories.

144 2	7,5 Kg		L x A x H 480 x 10 x 530
-------	--------	--	-----------------------------

 Sin serigrafiar. Accesorios remachados.
 Sans sérigraphie. Accessoires rivetés.
 Without screen printing. Riveted accessories.

SERIE 144 ACCESORIOS ACCESSOIRES / ACCESSORIES



144 0 01	5		L x A x H 14 x 58 x 35
----------	---	--	---------------------------



144 0 02	2		L x A x H 30 x 55 x 70
----------	---	--	---------------------------

SERIE 110 ref. 110 C / 110 4 / 110 1

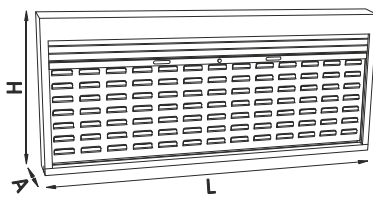
ARMARIOS CON PERSIANA ARMOIRES AVEC RIDEAU / SHUTTER CABINETS



SERIE 110 C



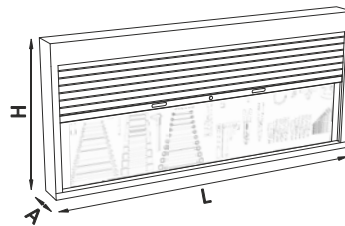
Con porta cubetas.
Pour bacs à bec.
With tray supports.



SERIE 110 1



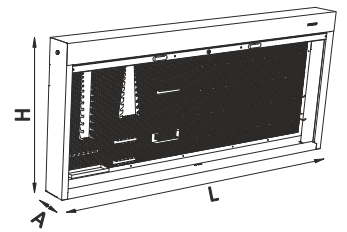
Con panel serigrafiado.
Avec panneau serigraphié.
With screen printed panel.



SERIE 110 4



Con panel perforado.
Avec panneau perforé.
With perforated panel.



		L x A x H (mm)
110 10 C	31 Kg	1000x295x900
110 13 C	38,5 Kg	1300x295x900
110 15 C	43 Kg	1500x295x900
110 18 C	50 Kg	1800x295x900
110 20 C	53 Kg	2000x295x900

		L x A x H (mm)
110 10 1	32 Kg	1000x170x900
110 13 1	38 Kg	1300x170x900
110 15 1	41 Kg	1500x170x900
110 18 1	48 Kg	1800x170x900
110 20 1	52 Kg	2000x170x900

		L x A x H (mm)
110 10 4	36,5 Kg	1000x170x900
110 13 4	51 Kg	1300x170x900
110 15 4	64,8 Kg	1500x170x900
110 18 4	66,5 Kg	1800x170x900
110 20 4	72 Kg	2000x170x900

e 1 mm



Profundidad útil 245 mm.
Profondeur utile 245 mm.
Useful depth 245 mm.

e 1 mm



Profundidad útil 120 mm.
Profondeur utile 120 mm.
Useful depth 120 mm.

e 1 mm



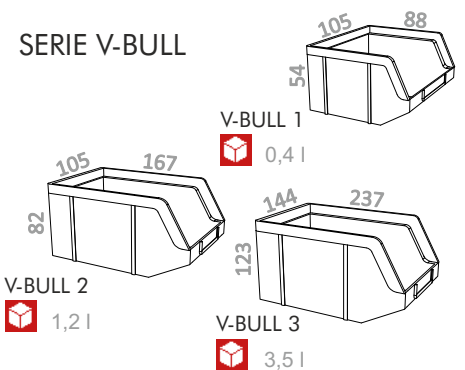
Profundidad útil 120 mm.
Profondeur utile 120 mm.
Useful depth 120 mm.

SOPORTES SUPPORTS / SUPPORTS



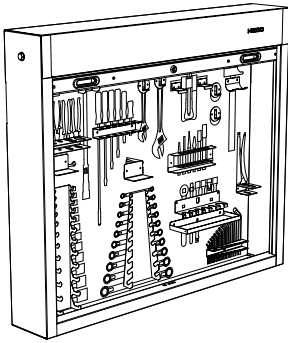
Ver información (PAG. 282-283).
Voir information (PAG. 282-283).
See information (PAG. 282-283).

CUBETAS BACS À BEC / TRAYS

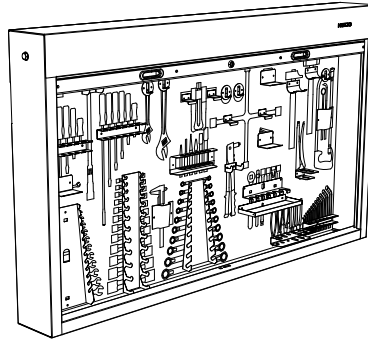


Ver información (PAG. 302).
Voir information (PAG. 302).
See information (PAG. 302).

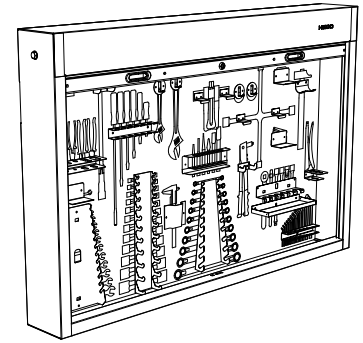
SERIE 110 1 STANDARD



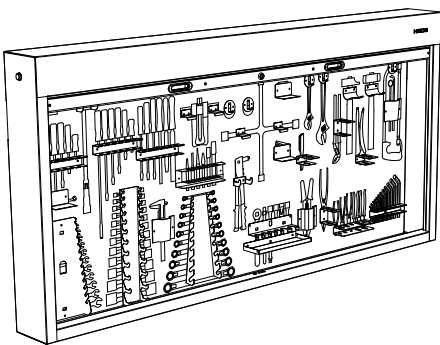
		LxAxH
110 10 1	32 Kg	1000 x 170 x 900
accesorios / accessoires / accessories		
1x	110 0 01/110 0 02/110 0 04/110 0 05/110 0 06/110 0 07/110 0 08/110 0 09/110 0 10/110 0 11	
2x	110 0 15/110 0 16/110 0 17	
4x	110 0 21	
68u total herramientas/ total outils / total tools		



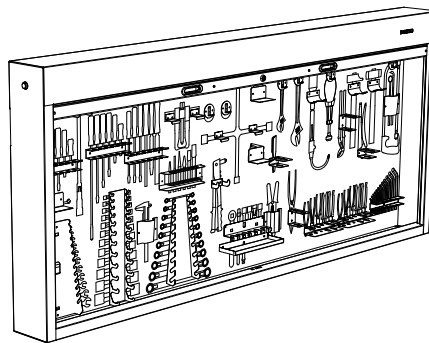
		LxAxH
110 13 1	38 Kg	1300 x 170 x 900
accesorios / accessoires / accessories		
1x	110 0 01/110 0 02/110 0 04/110 0 06/110 0 07/110 0 08/110 0 09/110 0 10/110 0 11/110 0 14	
3x	110 0 15/110 0 15/110 0 16	
4x	110 0 17/110 0 21	
85u total herramientas/ total outils / total tools		



		LxAxH
110 15 1	41 Kg	1500 x 170 x 900
accesorios / accessoires / accessories		
1x	110 0 02/110 0 04/110 0 06/110 0 07/110 0 09/110 0 10/110 0 11/110 0 14	
2x	110 0 01/110 0 08/110 0 18	
3x	110 0 05/110 0 16	
4x	110 0 15/110 0 17	
6x	110 0 21	
94u total herramientas/ total outils / total tools		

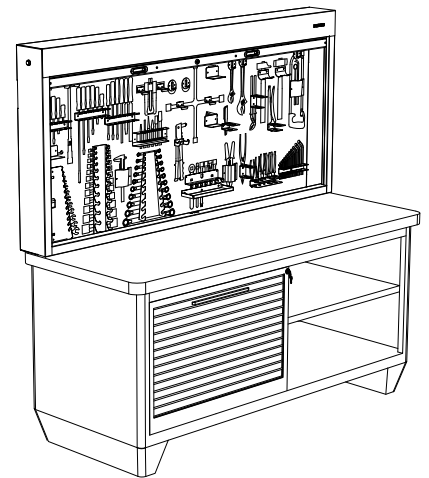


		LxAxH
110 18 1	48 Kg	1800 x 170 x 900
accesorios / accessoires / accessories		
1x	110 0 02/110 0 04/110 0 06/110 0 07/110 0 09/110 0 10/110 0 11/110 0 13/110 0 14	
2x	110 0 05/110 0 08/110 0 18	
3x	110 0 01/110 0 15/110 0 16	
4x	110 0 17	
7x	110 0 21	
104u total herramientas/ total outils / total tools		



		LxAxH
110 20 1	52 Kg	2000 x 170 x 900
accesorios / accessoires / accessories		
1x	110 0 02/110 0 06/110 0 07/110 0 09/110 0 10/110 0 11/110 0 13/110 0 14	
2x	110 0 04/110 0 18	
3x	110 0 01/110 0 05/110 0 08/110 0 15/110 0 16	
4x	110 0 17	
7x	110 0 21	
109u total herramientas/ total outils / total tools		

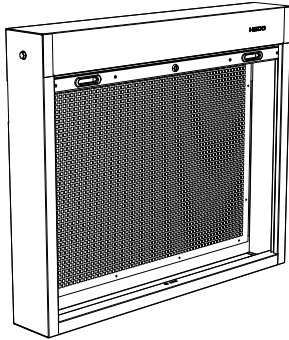
SERIE 110 18 1



SERIE 118 18

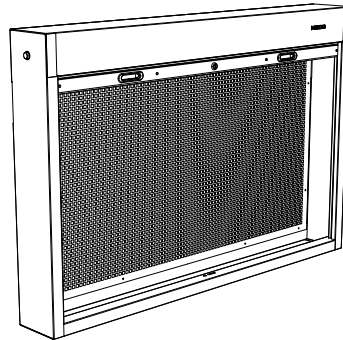
Solución Solution Solution

SERIE 110 4 STANDARD



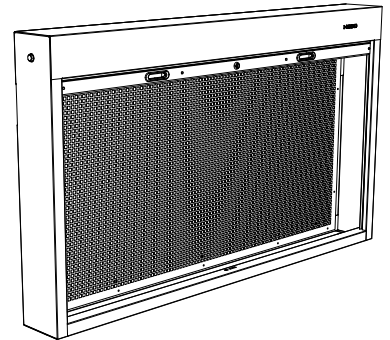
		L x A x H
110 10 4	36,5 Kg	1000 x 170 x 900
accesorios / accessoires / accessories		
145 10 1	soportes / supports / supports	2,4 Kg
1x	141 0 10/141 0 14/141 0 17/ 141 0 18/141 0 19	
3x	141 0 01/141 0 02/141 0 03/141 0 04	
17u total soportes/total supports/total supports		

Ver (PAG.105). Voir (PAG. 105). See (PAG. 105).



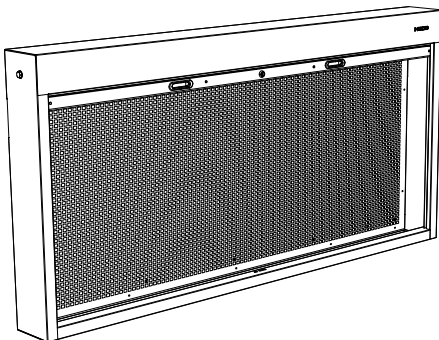
		L x A x H
110 13 4	51 Kg	1300 x 170 x 900
accesorios / accessoires / accessories		
145 13 1	soportes / supports / supports	2,7 Kg
1x	141 0 10/141 0 14/141 0 17/ 141 0 18/141 0 19	
4x	141 0 01/141 0 02/141 0 03/141 0 04	
21u total soportes/total supports/total supports		

Ver (PAG.105). Voir (PAG. 105). See (PAG. 105).



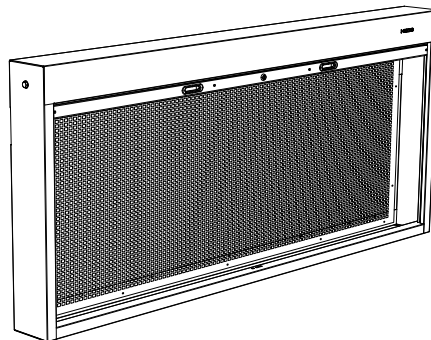
		L x A x H
110 15 4	64,8 Kg	1500 x 170 x 900
accesorios / accessoires / accessories		
145 15 1	soportes / supports / supports	3,2 Kg
1x	141 0 10/141 0 12/141 0 14/141 0 17/ 141 0 18/141 0 19/141 0 23	
5x	141 0 01/141 0 02/141 0 03/141 0 04	
27u total soportes/total supports/total supports		

Ver (PAG.105). Voir (PAG. 105). See (PAG. 105).



		L x A x H
110 18 4	66,5 Kg	1800 x 170 x 900
accesorios / accessoires / accessories		
145 18 1	soportes / supports / supports	3,4 Kg
1x	141 0 10/141 0 12/141 0 14/141 0 17/ 141 0 18/141 0 19/141 0 23	
7x	141 0 01/141 0 02/141 0 03/141 0 04	
35u total soportes/total supports/total supports		

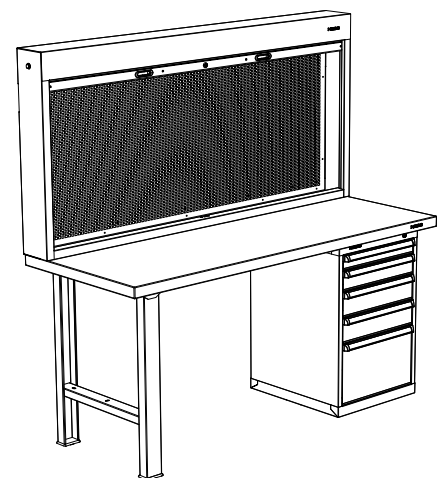
Ver (PAG.105). Voir (PAG. 105). See (PAG. 105).



		L x A x H
110 20 4	72 Kg	2000 x 170 x 900
accesorios / accessoires / accessories		
145 20 1	soportes / supports / supports	3,6 Kg
1x	141 0 10/141 0 12/141 0 14/141 0 17/ 141 0 18/141 0 19/141 0 23	
9x	141 0 01/141 0 02/141 0 03/141 0 04	
43u total soportes/total supports/total supports		

Ver (PAG.105). Voir (PAG. 105). See (PAG. 105).

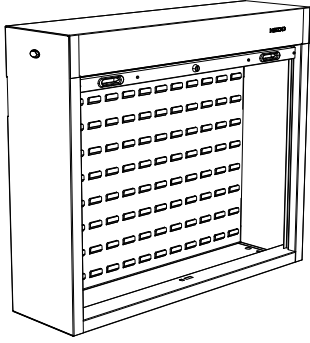
SERIE 110 18



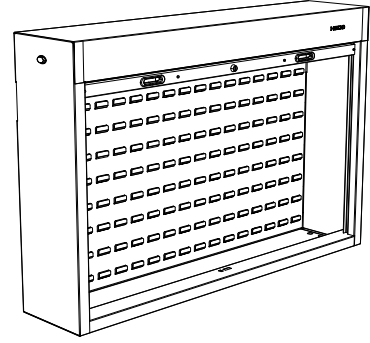
SERIE 136 18

Solución Solution Solution

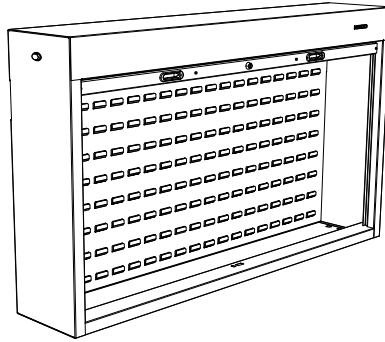
SERIE 110 C STANDARD



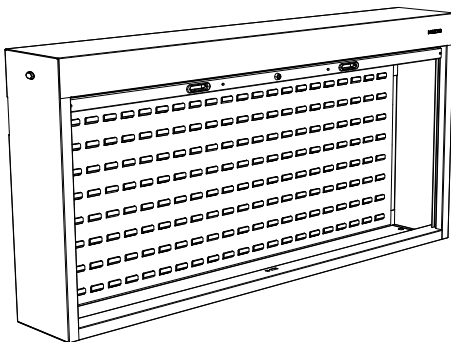
		LxAxH
110 10 C	31 Kg	1000 x 295 x 900



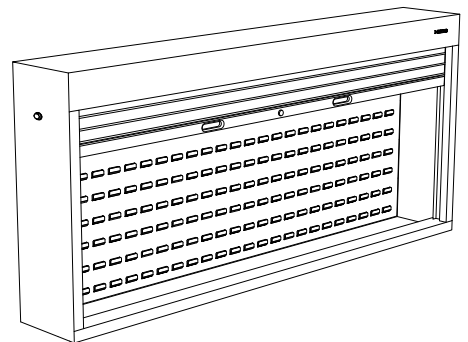
		LxAxH
110 13 C	38,5 Kg	1300 x 295 x 900



		LxAxH
110 15 C	43 Kg	1500 x 295 x 900

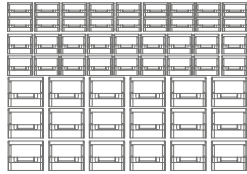
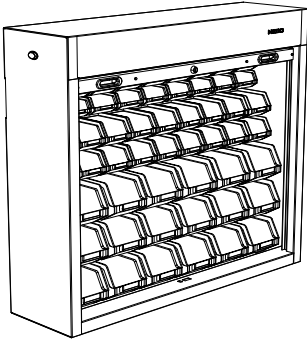


		LxAxH
110 18 C	50 Kg	1800 x 295 x 900



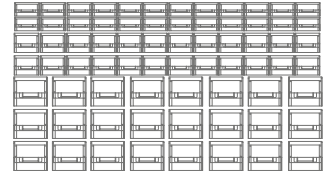
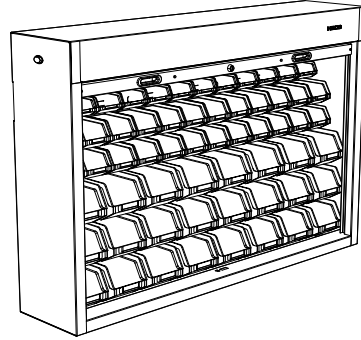
		LxAxH
110 20 C	53 Kg	2000 x 295 x 900

SERIE 110 C 1 STANDARD



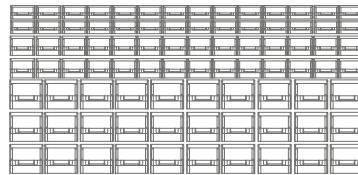
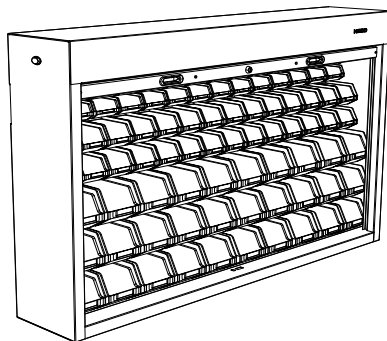
		L x A x H
110 10 C 1	38 Kg	1000 x 295 x 900

componentes / composants / composants	
V-BULL 1	18 cubetas / 18 bacs à bec / 18 trays
V-BULL 2	18 cubetas / 18 bacs à bec / 18 trays
V-BULL 3	18 cubetas / 18 bacs à bec / 18 trays



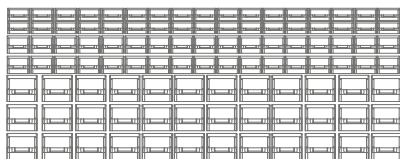
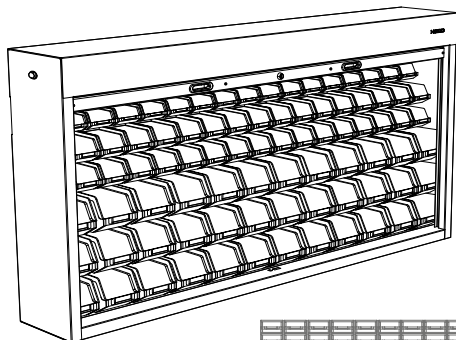
		L x A x H
110 13 C 1	48 Kg	1300 x 295 x 900

componentes / composants / composants	
V-BULL 1	24 cubetas / 24 bacs à bec / 24 trays
V-BULL 2	24 cubetas / 24 bacs à bec / 24 trays
V-BULL 3	24 cubetas / 24 bacs à bec / 24 trays



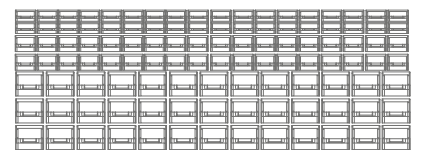
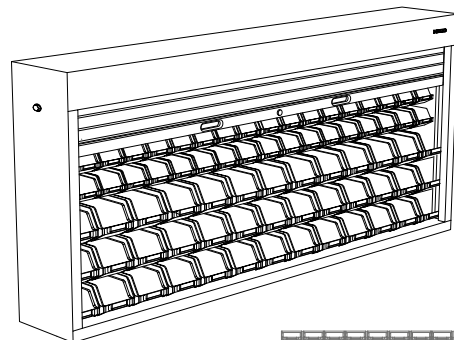
		L x A x H
110 15 C 1	54 Kg	1500 x 295 x 900

componentes / composants / composants	
V-BULL 1	28 cubetas / 28 bacs à bec / 28 trays
V-BULL 2	28 cubetas / 28 bacs à bec / 28 trays
V-BULL 3	30 cubetas / 30 bacs à bec / 30 trays



		L x A x H
110 18 C 1	63 Kg	1800 x 295 x 900

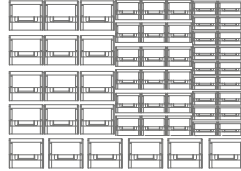
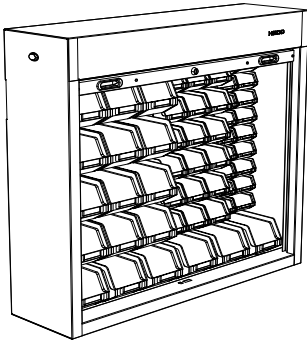
componentes / composants / composants	
V-BULL 1	34 cubetas / 34 bacs à bec / 34 trays
V-BULL 2	34 cubetas / 34 bacs à bec / 34 trays
V-BULL 3	36 cubetas / 36 bacs à bec / 36 trays



		L x A x H
110 20 C 1	68 Kg	2000 x 295 x 900

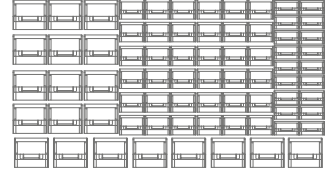
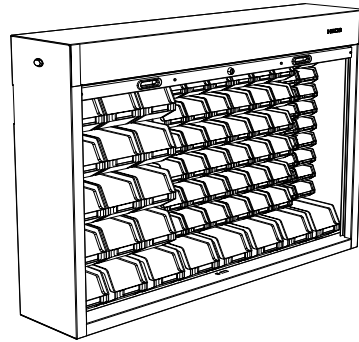
componentes / composants / composants	
V-BULL 1	38 cubetas / 38 bacs à bec / 38 trays
V-BULL 2	38 cubetas / 38 bacs à bec / 38 trays
V-BULL 3	39 cubetas / 39 bacs à bec / 39 trays

SERIE 110 C 2 STANDARD



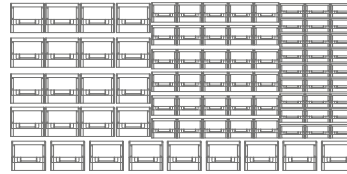
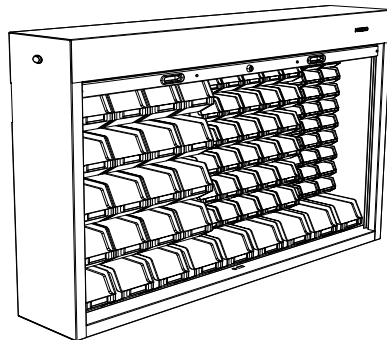
		L x A x H
110 10 C 2	38 Kg	1000 x 295 x 900

componentes / composants / composants	
V-BULL 1	22 cubetas / 22 bacs à bec / 22 trays
V-BULL 2	18 cubetas / 18 bacs à bec / 18 trays
V-BULL 3	18 cubetas / 18 bacs à bec / 18 trays



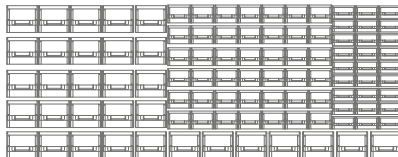
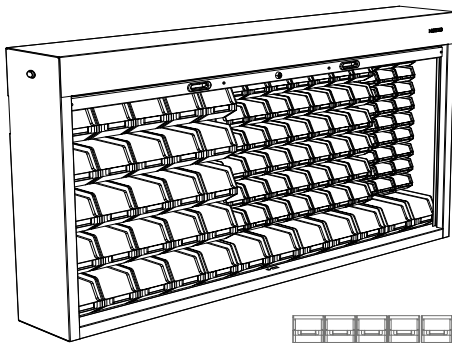
		L x A x H
110 13 C 2	48 Kg	1300 x 295 x 900

componentes / composants / composants	
V-BULL 1	22 cubetas / 22 bacs à bec / 22 trays
V-BULL 2	36 cubetas / 36 bacs à bec / 36 trays
V-BULL 3	20 cubetas / 20 bacs à bec / 20 trays



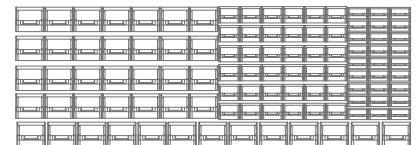
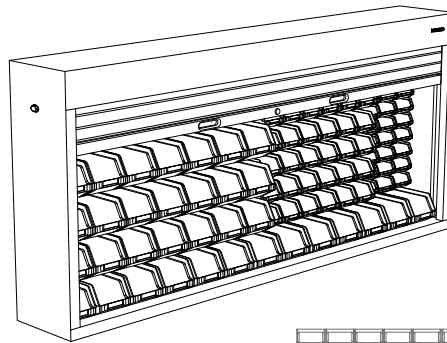
		L x A x H
110 15 C 2	53,5 Kg	1500 x 295 x 900

componentes / composants / composants	
V-BULL 1	33 cubetas / 33 bacs à bec / 33 trays
V-BULL 2	30 cubetas / 30 bacs à bec / 30 trays
V-BULL 3	26 cubetas / 26 bacs à bec / 26 trays



		L x A x H
110 18 C 2	63 Kg	1800 x 295 x 900

componentes / composants / composants	
V-BULL 1	33 cubetas / 33 bacs à bec / 33 trays
V-BULL 2	42 cubetas / 42 bacs à bec / 42 trays
V-BULL 3	32 cubetas / 32 bacs à bec / 32 trays



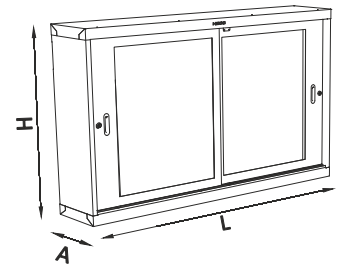

		L x A x H
110 20 C 2	68 Kg	2000 x 295 x 900

componentes / composants / composants	
V-BULL 1	33 cubetas / 33 bacs à bec / 33 trays
V-BULL 2	36 cubetas / 36 bacs à bec / 36 trays
V-BULL 3	41 cubetas / 41 bacs à bec / 41 trays


SERIE 110 PC P

Puertas correderas de metacrilato.
Portes coulissantes en méthacrylate.
Sliding doors in methacrylate.

ARMARIOS CON PUERTAS ARMOIRES A PORTES DOORS CABINETS



SOPORTES SUPPORTS / SUPPORTS



SERIE 141



Ver información (PAG. 283).
Voir information (PAG. 283).
See information (PAG. 283).

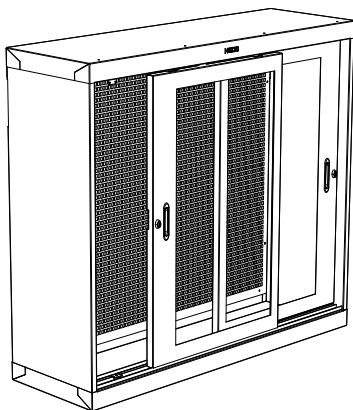
		L x A x H (mm)
110 10 PC P	36,5 Kg	1000x320x900
110 15 PC P	64,8 Kg	1500x320x900

- e** 1,5 mm panel panneau/panel
- e** 0,6 mm puertas portes/doors
- e** 1/0,8 mm estructura chassis/frame



Con panel perforado.
Avec panneau perforé.
With perforated panels.

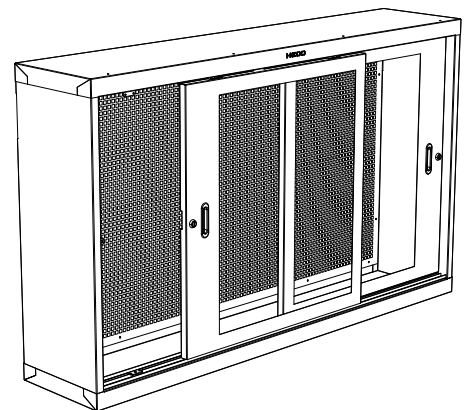
SERIE 110 10 PC P STANDARD



		L x A x H
110 10 PC P	36,5 Kg	1000 x 320 x 900

accesorios / accessoires / accessories		
145 10 1	soportes / supports / supports	2,4 Kg
1x	141 0 10/141 0 14/141 0 17/ 141 0 18/141 0 19	
3x	141 0 01/141 0 02/141 0 03/141 0 04	
17u	total soportes/total supports/total supports	

SERIE 110 15 PC P STANDARD



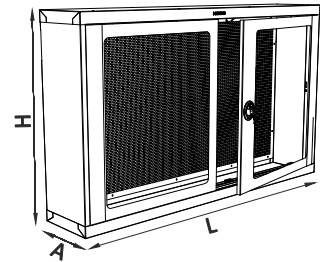
		L x A x H
110 15 PC P	64,8 Kg	1500 x 320 x 900

accesorios / accessoires / accessories		
145 15 1	soportes / supports / supports	3,2 Kg
1x	141 0 10/141 0 12/141 0 14/141 0 17/ 141 0 18/141 0 19/141 0 23	
5x	141 0 01/141 0 02/141 0 03/141 0 04	
27u	total soportes/total supports/total supports	

SERIE 110 PV


Puertas de metacrilato.
Portes en méthacrylate.
Methacrylathe doors.

ARMARIOS CON PUERTAS ARMOIRES A PORTES DOORS CABINETS



SOPORTES SUPPORTS / SUPPORTS

SERIE 141



Ver información (PAG. 283).
Voir information (PAG. 283).
See information (PAG. 283).


		L x A x H (mm)
110 10 PV	36,5 Kg	1000x170x900
110 15 PV	64,8 Kg	1500x170x900

e 1,5 mm panel panneau/panel

e 1 mm estructura chassis/frame

e 0,6 mm puertas portes/doors

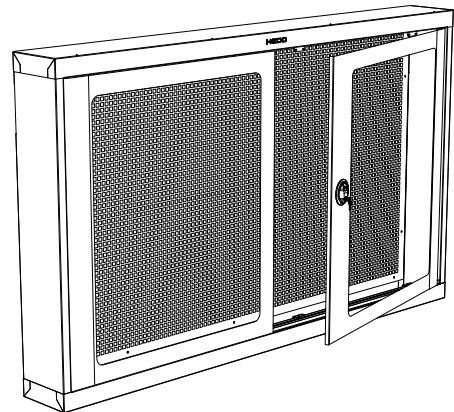
SERIE 110 10 PV STANDARD



		L x A x H
110 10 PV	36,5 Kg	1000 x 170 x 900

accesorios / accessoires / accessories		
145 10 1	soportes / supports / supports	2,4 Kg
1x	141 0 10/141 0 14/141 0 17/ 141 0 18/141 0 19	
3x	141 0 01/141 0 02/141 0 03/141 0 04	
17u	total soportes/total supports/total supports	

SERIE 110 15 PV STANDARD



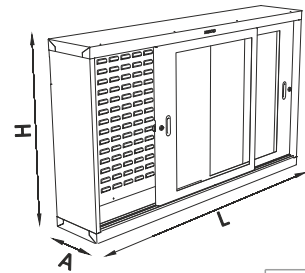
		L x A x H
110 15 PV	64,8 Kg	1500 x 170 x 900

accesorios / accessoires / accessories		
145 15 1	soportes / supports / supports	3,2 Kg
1x	141 0 10/141 0 12/141 0 14/141 0 17/ 141 0 18/141 0 19/141 0 23	
5x	141 0 01/141 0 02/141 0 03/141 0 04	
27u	total soportes/total supports/total supports	

SERIE 110 PC C

Puertas correderas de metacrilato.
 Portes coulissantes en méthacrylate.
 Sliding doors in methacrylate.

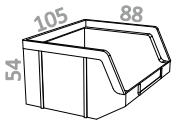
ARMARIOS CON PUERTAS ARMOIRES A PORTES DOORS CABINETS



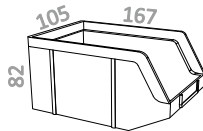
		L x A x H (mm)
110 10 PC C	50 Kg	1000x320x900
110 15 PC C	53 Kg	1500x320x900

CUBETAS BACS À BEC / TRAYS

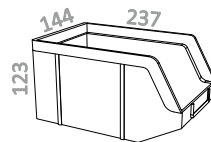
SERIE V-BULL



V-BULL 1 0,4 l



V-BULL 2 1,2 l



V-BULL 3 3,5 l




Ver información (PAG. 302).
 Voir information (PAG. 302).
 View information (PAG. 302).

- 1,5 mm panel panneau/panel
- 0,6 mm puertas portes/doors
- 1/0,8 mm estructura chassis/frame



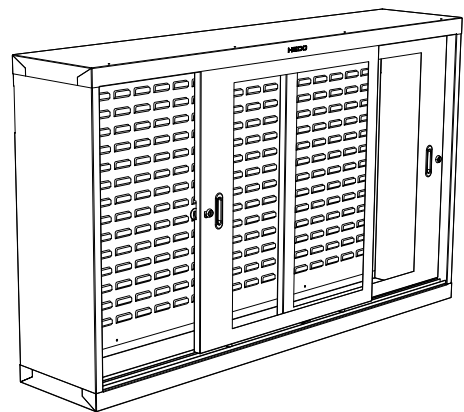
Con panel porta cubetas.
 Avec panneau pour bacs à bec.
 With panel for trays.

SERIE 110 10 PC C STANDARD



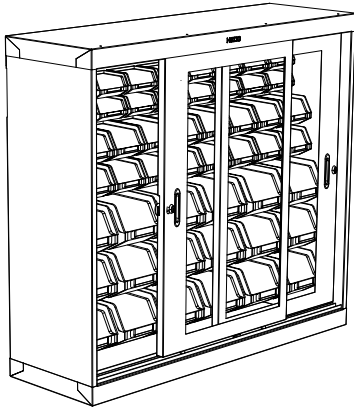
		L x A x H
110 10 PC C	50 Kg	1000 x 320 x 900

SERIE 110 15 PC C STANDARD



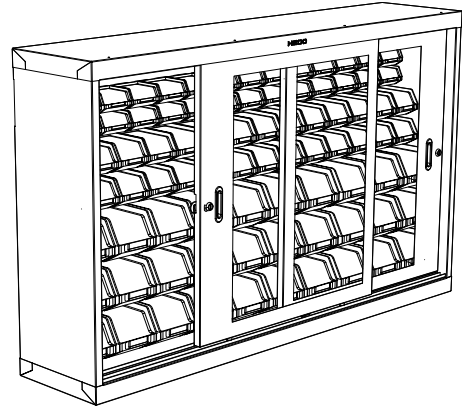
		L x A x H
110 15 PC C	53 Kg	1500 x 320 x 900

SERIE 110 PC C STANDARD



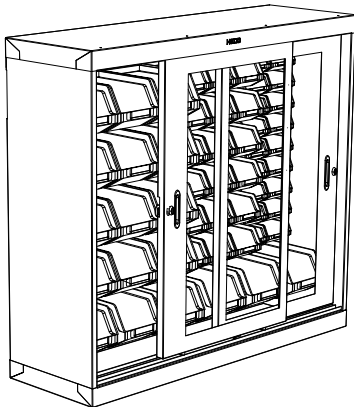
		L x A x H
110 10 PC C 1	63 Kg	1000 x 320 x 900

componentes / composants / composants	
V-BULL 1	18 cubetas / 18 bacs à bec / 18 trays
V-BULL 2	18 cubetas / 18 bacs à bec / 18 trays
V-BULL 3	18 cubetas / 18 bacs à bec / 18 trays



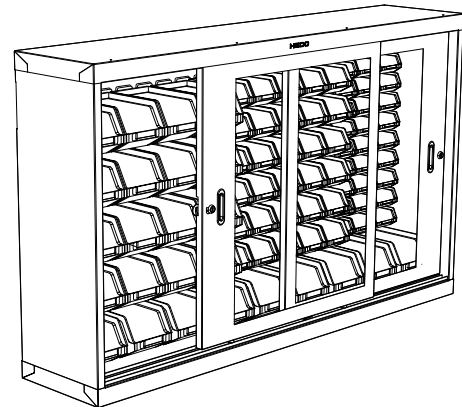
		L x A x H
110 15 PC C 1	68 Kg	1500 x 320 x 900

componentes / composants / composants	
V-BULL 1	28 cubetas / 28 bacs à bec / 28 trays
V-BULL 2	28 cubetas / 28 bacs à bec / 28 trays
V-BULL 3	30 cubetas / 30 bacs à bec / 30 trays



		L x A x H
110 10 PC C 2	63 Kg	1000 x 320 x 900

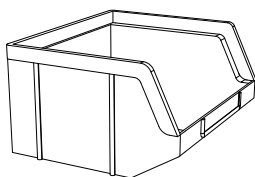
componentes / composants / composants	
V-BULL 1	22 cubetas / 22 bacs à bec / 22 trays
V-BULL 2	18 cubetas / 18 bacs à bec / 18 trays
V-BULL 3	18 cubetas / 18 bacs à bec / 18 trays



		L x A x H
110 15 PC C 2	68 Kg	1500 x 320 x 900

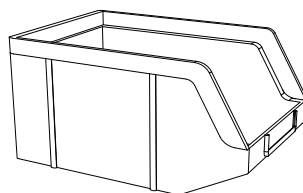
componentes / composants / composants	
V-BULL 1	33 cubetas / 33 bacs à bec / 33 trays
V-BULL 2	30 cubetas / 30 bacs à bec / 30 trays
V-BULL 3	26 cubetas / 26 bacs à bec / 26 trays

SERIE V-BULL CUBETAS BACS A BEG TRAYS



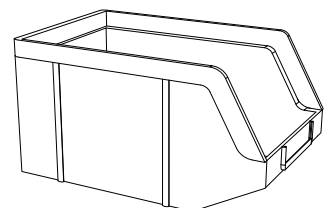
0,41

		L x A x H
V-BULL 1	0,046 Kg	105 x 88 x 54



1,21

		L x A x H
V-BULL 2	0,110 Kg	105 x 167 x 82

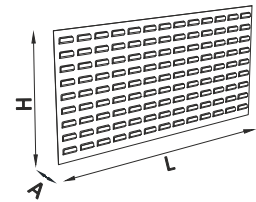



3,51

		L x A x H
V-BULL 3	0,226 Kg	144 x 237 x 123

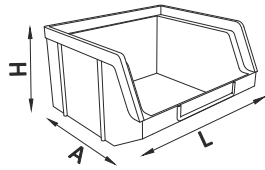
V-640 H ref. V-640 / V 640 H

SERIE V



CUBETAS BACS A BEC / TRA

SERIE V-BULL



		L x A x H	color couleur / color	
V-BULL 1	0,046 Kg	105 x 88 x 54		
V-BULL 2	0,110 Kg	105 x 167 x 82		
V-BULL 3	0,226 Kg	144 x 237 x 123		


		L x A x H (mm)
V-640 H 1	6 Kg	500x10/12x480
V-640 H 2	10 Kg	990x10/12x480
V-640 H 3	10 Kg	500x10/12x980

1,2 mm

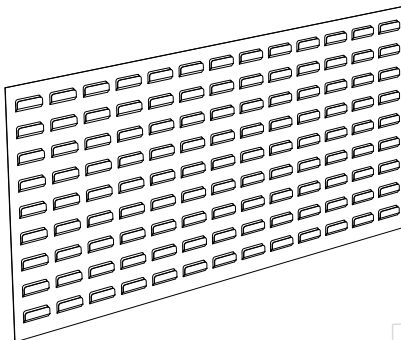


Para cubetas V-BULL.
Pour bacs à bec V-BULL.
For trays V-BULL.


SERIE V-640 H STANDARD



		L x A x H
V-640 H 1	6 Kg	500 x 10/12 x 480

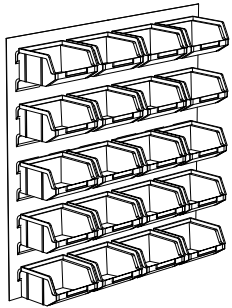


		L x A x H
V-640 H 2	10 Kg	990 x 10/12 x 480

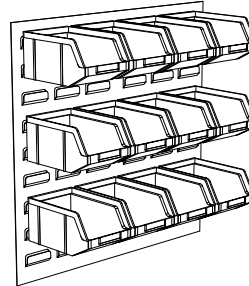


		L x A x H
V-640 H 3	10 Kg	500 x 10/12 x 980

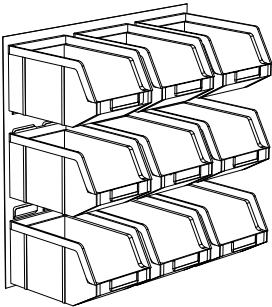
SERIE V-640 H 1 STANDARD



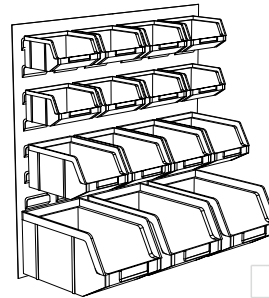
		L x A x H
V-640 H 1 20	3,9 Kg	500 x 100 x 480
componentes / composants / components		
V-BULL 1	20 cubetas / 20 bacs à bec / 20 trays	



		L x A x H
V-640 H 1 12	4,4 Kg	500 x 180 x 480
componentes / composants / components		
V-BULL 2	12 cubetas / 12 bacs à bec / 12 trays	

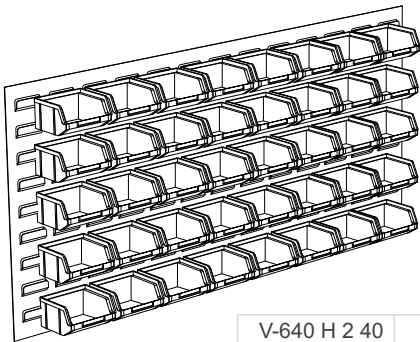


		L x A x H
V-640 H 1 09	5,1 Kg	500 x 250 x 480
componentes / composants / components		
V-BULL 3	9 cubetas / 9 bacs à bec / 9 trays	

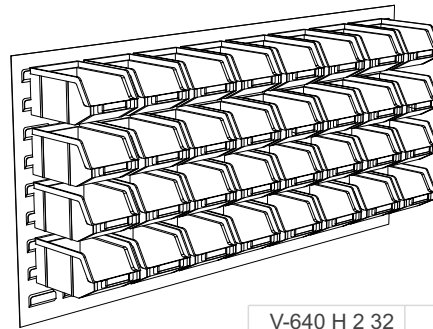


		L x A x H
V-640 H 1 15	4,5 Kg	500 x 250 x 480
componentes / composants / components		
V-BULL 1	8 cubetas / 8 bacs à bec / 8 trays	
V-BULL 2	4 cubetas / 4 bacs à bec / 4 trays	
V-BULL 3	3 cubetas / 3 bacs à bec / 3 trays	

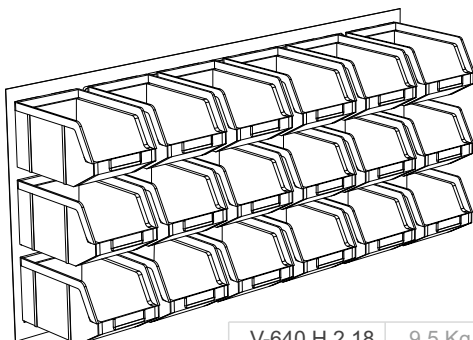
SERIE V-640 H 2 STANDARD



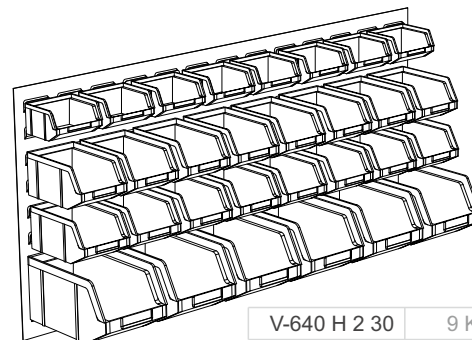
		L x A x H
V-640 H 2 40	7 Kg	990 x 100 x 480
componentes / composants / components		
V-BULL 1	40 cubetas / 40 bacs à bec / 40 trays	



		L x A x H
V-640 H 2 32	9 Kg	990 x 180 x 480
componentes / composants / components		
V-BULL 2	32 cubetas / 32 bacs à bec / 32 trays	

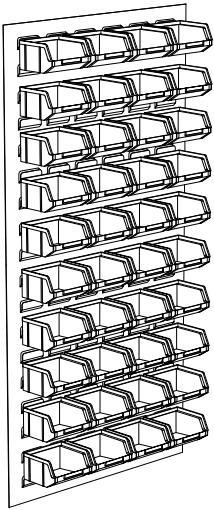


		L x A x H
V-640 H 2 18	9,5 Kg	990 x 250 x 480
componentes / composants / components		
V-BULL 3	18 cubetas / 18 bacs à bec / 18 trays	



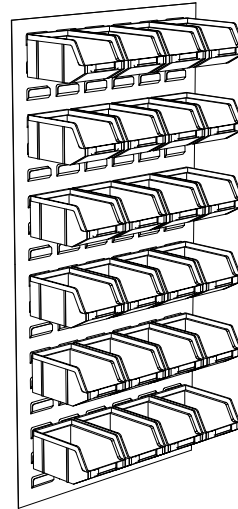
		L x A x H
V-640 H 2 30	9 Kg	990 x 250 x 480
componentes / composants / components		
V-BULL 1	8 cubetas / 8 bacs à bec / 8 trays	
V-BULL 2	16 cubetas / 16 bacs à bec / 16 trays	
V-BULL 3	6 cubetas / 6 bacs à bec / 6 trays	

SERIE V-640 H 3 STANDARD



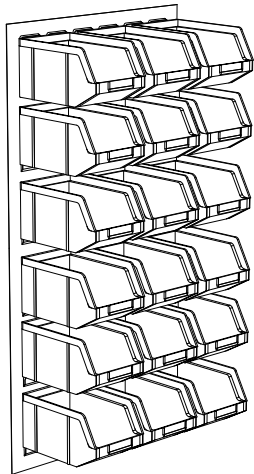
		L x A x H
V-640 H 3 40	10 Kg	500 x 100 x 980

componentes / composants / components	
V-BULL 1	40 cubetas / 40 bacs à bec / 40 trays



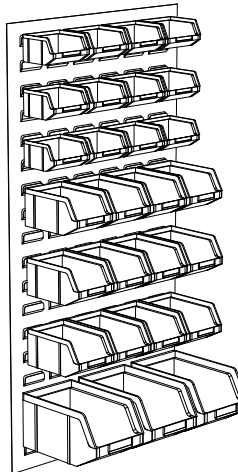
		L x A x H
V-640 H 3 24	8 Kg	500 x 180 x 980

componentes / composants / components	
V-BULL 2	24 cubetas / 24 bacs à bec / 24 trays



		L x A x H
V-640 H 3 18	9,5 Kg	500 x 250 x 980

componentes / composants / components	
V-BULL 3	18 cubetas / 18 bacs à bec / 18 trays

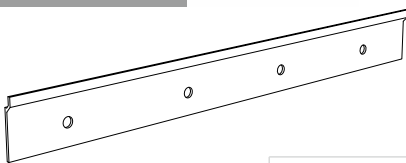


		L x A x H
V-640 H 3 27	8 Kg	500 x 250 x 980

componentes / composants / components	
V-BULL 1	12 cubetas / 12 bacs à bec / 12 trays
V-BULL 2	12 cubetas / 12 bacs à bec / 12 trays
V-BULL 3	3 cubetas / 3 bacs à bec / 3 trays

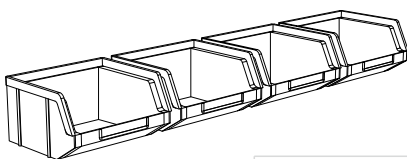
SERIE V-940 STANDARD

PANEL DE PLASTICO PANNEAU DE PLASTIQUE / PLASTIC PANEL



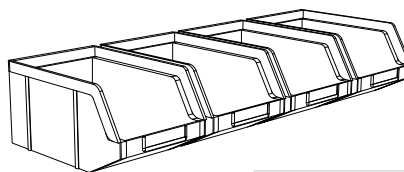
		L x H
V-940		415 x 45

composición / composition / composition	
V-940	soporte / support / support



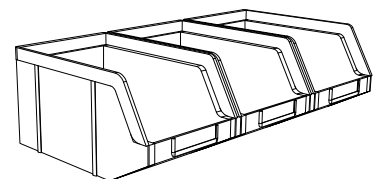
		L x A x H
V-940 1		415 x 100 x 54

composición / composition / composition	
V-940	soporte / support / support
V-BULL 1	4 cubetas / 4 bacs à bec / 4 trays



		L x A x H
V-940 2		415 x 180 x 82

composición / composition / composition	
V-940	soporte / support / support
V-BULL 2	4 cubetas / 4 bacs à bec / 4 trays




		L x A x H
V-940 3		415 x 250 x 123


composición / composition / composition	
V-940	soporte / support / support
V-BULL 3	3 cubetas / 3 bacs à bec / 3 trays

SERIE V-640 STANDARD

PLASTICO PLASTIQUE / PLASTIC

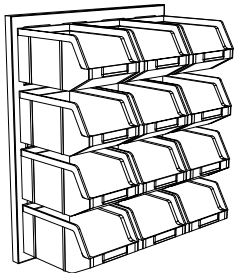


		L x A x H
V-640	0,2 Kg	340 x 20 x 400



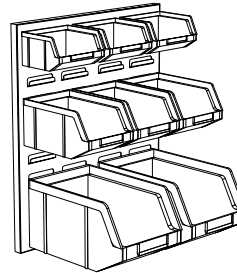
		L x A x H
V-640 1	1,1 Kg	340 x 100 x 400

componentes / composants / components		
V-BULL 1	18 cubetas / 18 bacs à bec / 18 trays	



		L x A x H
V-640 2	1,5 Kg	340 x 180 x 400

componentes / composants / components		
V-BULL 2	12 cubetas / 12 bacs à bec / 12 trays	




		L x A x H
V-640 M	1,2 Kg	340 x 250 x 400

componentes / composants / components		
V-BULL 1	3 cubetas / 3 bacs à bec / 3 trays	
V-BULL 2	3 cubetas / 3 bacs à bec / 3 trays	
V-BULL 3	2 cubetas / 2 bacs à bec / 2 trays	

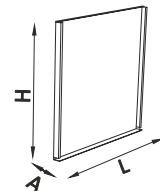
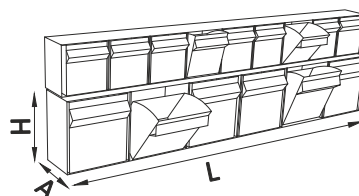

V-401 ref. V-401 / V-402

SERIE V



CUBETAS CASIERS / TRAYS

SERIE V-FOX



		L x A x H	color couleur / color	
V-FOX 101	9 u	600 x 68 x 76		
V-FOX 102	6 u	600 x 94 x 112		
V-FOX 103	5 u	600 x 135 x 164		
V-FOX 104	4 u	600 x 177 x 206		

			L x A x H (mm)
V-401	11,5 Kg	2	603x30x560
V-402	14,5 Kg	2	603x60x800

1,2 mm

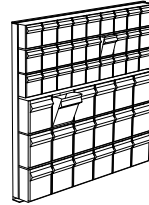


Para cubetas V-FOX.
Pour bacs à bec V-FOX.
For trays V-FOX.

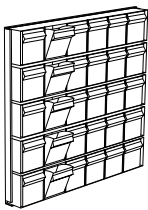
SERIE V-401 STANDARD



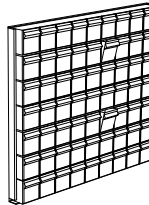
		L x A x H
V-401 H 1	12,43 Kg	603 x 177 x 560
componentes / composants / components		
V-FOX 101	1 cubeta / 1 casier / 1 tray	
V-FOX 102	1 cubeta / 1 casier / 1 tray	
V-FOX 103	1 cubeta / 1 casier / 1 tray	
V-FOX 104	1 cubeta / 1 casier / 1 tray	



		L x A x H
V-401 H 4	11,19 Kg	603 x 94 x 560
componentes / composants / components		
V-FOX 101	3 cubetas / 3 casiers / 3 trays	
V-FOX 102	3 cubetas / 3 casiers / 3 trays	



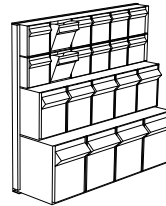
		L x A x H
V-401 H 2	11,40 Kg	603 x 94 x 560
componentes / composants / components		
V-FOX 102	5 cubetas / 5 casiers / 5 trays	



		L x A x H
V-401 H 5	10,55 Kg	603 x 68 x 560
componentes / composants / components		
V-FOX 101	7 cubetas / 7 casiers / 7 trays	

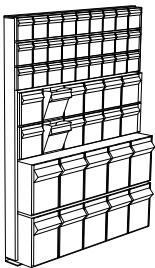


		L x A x H
V-401 H 3	11,96 Kg	603 x 135 x 560
componentes / composants / components		
V-FOX 102	2 cubetas / 2 casiers / 2 trays	
V-FOX 103	2 cubetas / 2 casiers / 2 trays	

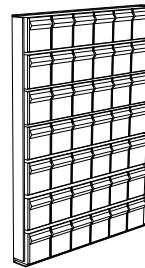


		L x A x H
V-401 H 6	12,86 Kg	603 x 177 x 560
componentes / composants / components		
V-FOX 102	2 cubetas / 2 casiers / 2 trays	
V-FOX 103	1 cubeta / 1 casier / 1 tray	
V-FOX 104	1 cubeta / 1 casier / 1 tray	

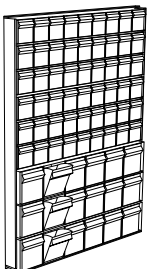
SERIE V-402 STANDARD



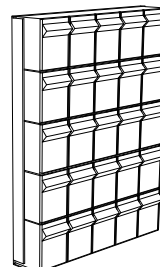
		L x A x H
V-402 H 1	15,21 Kg	603 x 135 x 800
componentes / composants / components		
V-FOX 101	3 cubetas / 3 casiers / 3 trays	
V-FOX 102	2 cubetas / 2 casiers / 2 trays	
V-FOX 103	2 cubetas / 2 casiers / 2 trays	



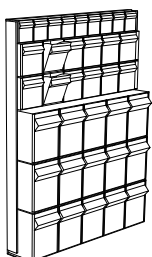
		L x A x H
V-402 H 4	14,86 Kg	603 x 94 x 800
componentes / composants / components		
V-FOX 102	7 cubetas / 7 casiers / 7 trays	



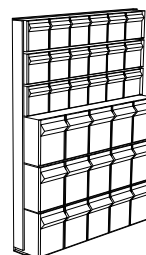
		L x A x H
V-402 H 2	14,46 Kg	603 x 94 x 800
componentes / composants / components		
V-FOX 101	6 cubetas / 6 casiers / 6 trays	
V-FOX 102	3 cubetas / 3 casiers / 3 trays	



		L x A x H
V-402 H 5	16,8 Kg	603 x 135 x 800
componentes / composants / components		
V-FOX 103	5 cubetas / 5 casiers / 5 trays	



		L x A x H
V-402 H 3	15,81 Kg	603 x 135 x 800
componentes / composants / components		
V-FOX 101	1 cubetas / 1 casier / 1 trays	
V-FOX 102	2 cubetas / 2 casiers / 2 trays	
V-FOX 103	3 cubetas / 3 casiers / 3 trays	



		L x A x H
V-402 H 6	16,24 Kg	603 x 135 x 800
componentes / composants / components		
V-FOX 102	3 cubetas / 3 casiers / 3 trays	
V-FOX 103	3 cubetas / 3 casiers / 3 trays	

ARMOIRES INFORMATIQUES

PC WORKSTATIONS



FR

- Armoire modulaire pour PC.
- Pour écrans plats jusqu'à 26".
- Configurez votre armoire en fonction de vos besoins.
- Disponible avec ou sans roues.
- Données électrique et Internet disponible.
- Couleur standard bleu martelé (SÉRIE 105) et RAL 7016 - RAL 5010 (SÉRIE 103 - 104).
- Matériel informatique non fournis.

EN

- Modular cabinet for PC.
- For flat screens up to 26".
- Configure your cabinet according to your needs.
- Available with or without wheels.
- Available with electrical and data connections.
- Standard colour hammered blue (SERIE 105) and RAL 7016 - RAL 5010 (SERIE 103 - 104).
- Informatic material not supplied.

ARMARIOS PC



ES

- Armario modular para PC.
- Para pantallas planas de hasta 26".
- Configure su armario según sus necesidades.
- Disponible con o sin ruedas.
- Disponible conexiones eléctricas y de datos.
- Color estándar azul martelé (SERIE 105) y RAL 7016- RAL 5010 (SERIE 103-104).
- Material informático no se suministra.



SERIE 103 ref. 103 1 - 103 2 - 103 3 - 103 4 / 103 1 P-103 2 P

Armario PC opción con puerta o persiana.
Armoire PC option avec porte ou rideau.
PC cabinet with door or shutter closure.



SERIE 103 1

SERIE 103 1 P



103 1/2/3/4

Puerta de metacrilato y configuración estándar.
Porte en méthacrylate et configuration standard.
Methacrylate door and standard configuration.

103 1 P/103 2 P

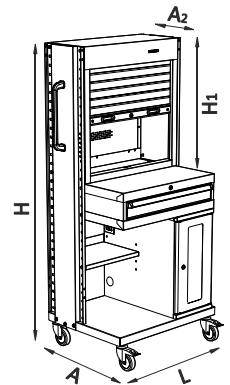
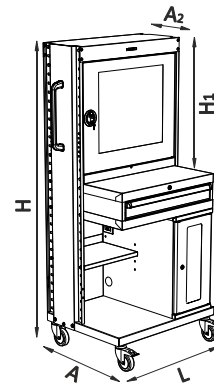
Persiana y configuración estándar.
Rideau et configuration standard.
Shutter closure and standard configuration.

PIES PIEDS STANDS

Base redonda regulable en altura.
Base ronde réglable en hauteur.
Height-adjustable round base.



Asa en cada lado.
Poignée de chaque côté.
Handle on each side.



RUEDAS ROUES WHEELS

Ø 100 mm
H 135 mm



COLORES COULEURS COLOURS

Colores estándar (según serie).
Couleurs standard (selon série).
Standard colours (as shown above).

RAL 5010
RAL 7016



Para otros colores hay un coste adicional.
Pour d'autres couleurs il y a un coût additionnel.
For other colors, there is an additional cost.

	L x A x H	A ₂	H ₁
103 1	760x600x1740	300	745
103 2	760x600x1740	300	745
103 3	760x600x1740	300	745
103 4	760x600x1740	300	745
103 1 P	760x600x1740	300	745
103 2 P	760x600x1740	300	745



Kit electricidad (4 tomas 220V + ventilador + datos + magnetotérmico). Según opción.
Kit électricité (4 prises 220V + ventilateur + données + magnéto thermique). Selon option.
Power kit (4 220V plugs + fan + data point + thermal magneto). According to option.



Equipo informático no incluido.
Équipement informatique non inclus.
Computer equipment not included.



Armario para pantalla hasta 26".
Armoire pour écran jusqu'à 26".
Computer monitor cabinet up to 26".



1,5 mm laterales latéraux / laterals

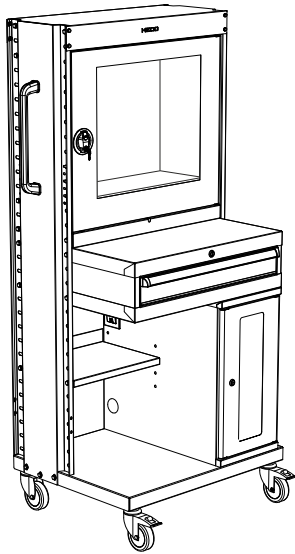


1 mm estructura chasis / frame



0,6 mm puertas portes / doors

SERIE 103 STANDARD

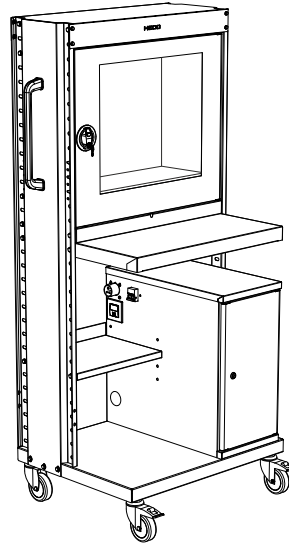


L x A x H		
103 1	75 Kg	760 x 600x 1740

componentes / composants / components	
103	estructura / châssis / frame
103 001	armario pantalla/ armoire écran / screen cabinet
103 002	cajón / tiroir / drawer
103 003 PV	armario CPU/ armoire CPU / CPU cabinet
103 006	bandeja regulable / plateau réglable / adjustable shelf
103 008	4 ruedas / 4 roues / 4 wheels
149 004	2 asas / 2 poignées / 2 handles



Kit electricidad incluido.
Kit électricité inclus.
Included power kit.

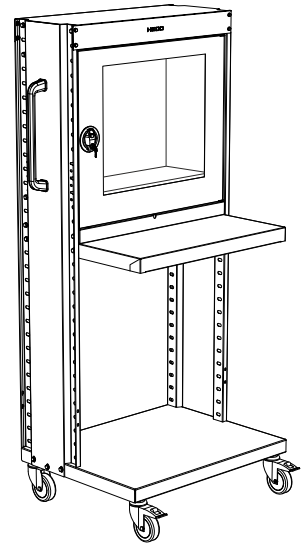


L x A x H		
103 2	55 Kg	760 x 600x 1740

componentes / composants / components	
103	estructura / châssis / frame
103 001	armario pantalla/ armoire écran / screen cabinet
103 003	armario CPU/ armoire CPU / CPU cabinet
103 004	plano de trabajo/ plan de travail / worktop
103 006	bandeja regulable / plateau réglable / adjustable shelf
103 008	4 ruedas / 4 roues / 4 wheels
149 004	2 asas / 2 poignées / 2 handles

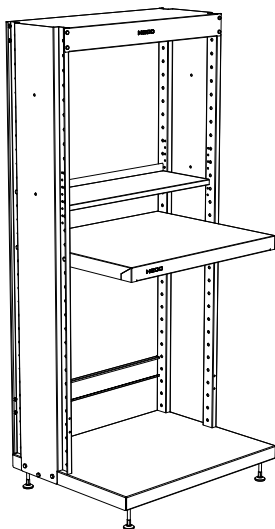


Kit electricidad incluido.
Kit électricité inclus.
Included power kit.



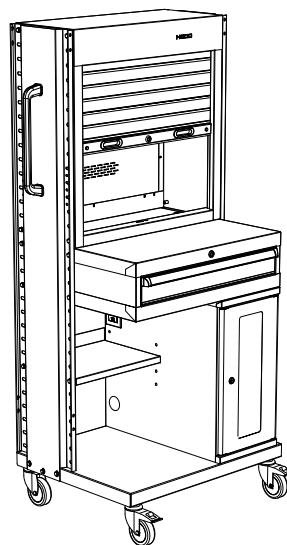
L x A x H		
103 3	45 Kg	760 x 600x 1740

componentes / composants / components	
103	estructura / châssis / frame
103 001	armario pantalla/ armoire écran / screen cabinet
103 004	plano de trabajo/ plan de travail / worktop
103 007	refuerzo / renfort / reinforcement
103 008	4 ruedas / 4 roues / 4 wheels
149 004	2 asas / 2 poignées / 2 handles



L x A x H		
103 4	33 Kg	760 x 600x 1740

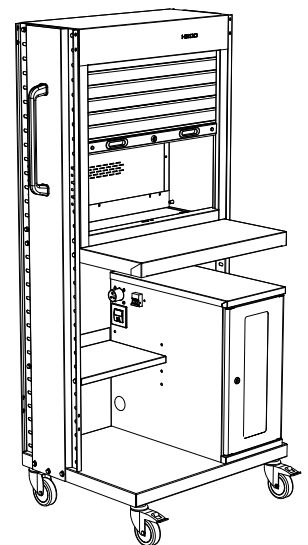
componentes / composants / components	
103	estructura / châssis / frame
103 004	plano de trabajo/ plan de travail / worktop
103 005	bandeja regulable/ plateau réglable / adjustable shelf
103 007	refuerzo / renfort / reinforcement
103 009	4 patas regulables / 4 pieds réglables / 4 adjustable legs



L x A x H		
103 1 P	60 Kg	760 x 600x 1740



Kit electricidad incluido.
Kit électricité inclus.
Included power kit.



L x A x H		
103 2 P	60 Kg	760 x 600x 1740



Kit electricidad incluido.
Kit électricité inclus.
Included power kit.

SERIE 104 ref. 104 0 / 104 1

Armario PC opción con puerta o persiana.
Armoire PC option avec porte ou rideau.
PC cabinet with option door or shutter closure.



SERIE 104 0



SERIE 104 1



104 0

Puerta de metacrilato.
Porte de méthacrylate.
Methacrylate door.

P₁ 700mm

104 1

Persiana y bandeja extraíble.
Rideau et plateau amovible.
Shutter closure and removable tray.

P₂ 370mm

PIES PIEDS STANDS

Base redonda regulable en altura.
Base ronde réglable en hauteur.
Height-adjustable round base.

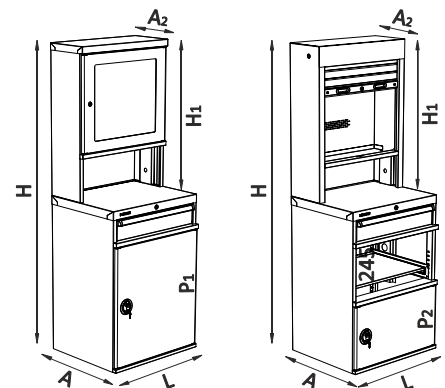


GUIAS GLISSIERES SLIDES



Bandeja extensible y cajón
Plateau amovible et tiroir
Removable tray and drawer

Carga máxima repartida 50 Kg. Apertura total.
Charge maximum répartie 50 Kg. Ouverture totale.
Maximum distributed load 50 Kg. Complete opening.



RUEDAS ROUES WHEELS

Ø 100 mm
H 135 mm



COLORES COULEURS COLOURS

Colores estándar (según serie).
Couleurs standard (selon série).
Standard colours (according to series).

RAL 5010
RAL 7016



Para otros colores hay un coste adicional.
Pour d'autres couleurs il y a un coût additionnel.
For others colours there is an additional cost.

	L x A x H	A ₂	H ₁
104 0	650x545x1800	270	870
104 0 P	650x545x1880	270	870
104 0 R	650x545x1935	270	870
104 1	650x545x1800	250	870
104 1 P	650x545x1880	250	870
104 1 R	650x545x1935	250	870



Kit electricidad (4 tomas 220V + ventilador + datos + magnetotérmico). Incluido.
Kit électricité (4 prises 220V + ventilateur + données + magnéto thermique). Inclus.
Power kit (4 220V plugs + fan + data point + thermal magneto). Included.

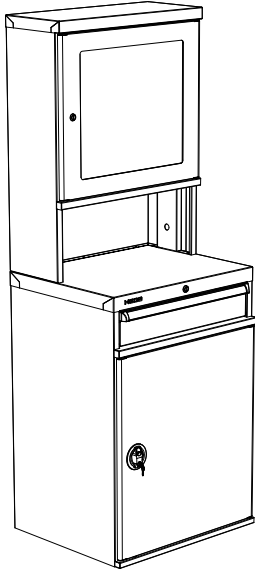


Equipo informático no incluido.
Équipement informatique non inclus.
Computer equipment not included.

e 1 mm estructura chassis / frame

e 0,6 mm puertas portes / doors

SERIE 104 STANDARD

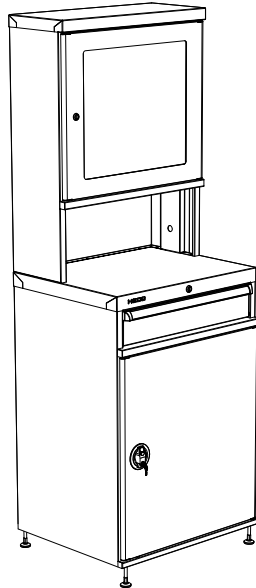


		LxAxH
104 0	67,75 Kg	650 x 545 x 1800

* Base Base / Base board



Kit electricidad incluido.
Kit électricité inclus.
Included power kit.

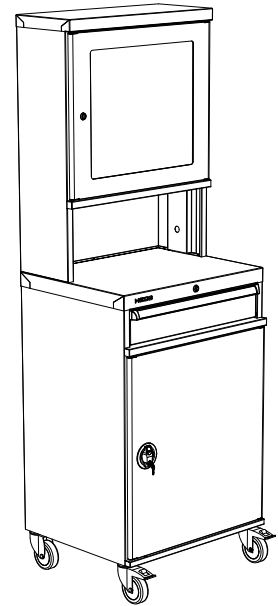


		LxAxH
104 0 P	68,25 Kg	650 x 545 x 1880

*Patas Pieds / Stands



Kit electricidad incluido.
Kit électricité inclus.
Included power kit.

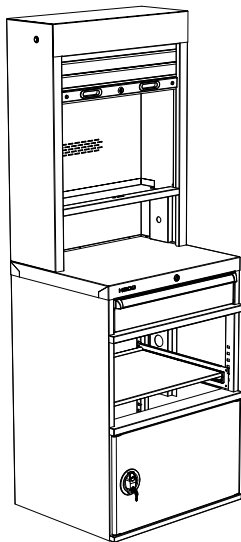


		LxAxH
104 0 R	69,75 Kg	650 x 545 x 1935

*Ruedas Roues / Wheels



Kit electricidad incluido.
Kit électricité inclus.
Included power kit.

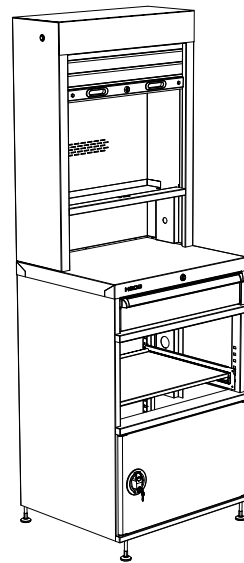


		LxAxH
104 1	72 Kg	650 x 545 x 1800

* Base Base / Base board



Kit electricidad incluido.
Kit électricité inclus.
Included power kit.

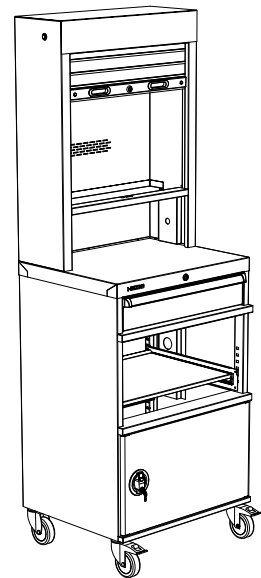


		LxAxH
104 1 P	72,5 Kg	650 x 545 x 1880

*Patas Pieds / Stands



Kit electricidad incluido.
Kit électricité inclus.
Included power kit.



		LxAxH
104 1 R	74 Kg	650 x 545 x 1935

*Ruedas Roues / Wheels



Kit electricidad incluido.
Kit électricité inclus.
Included power kit.

SERIE 104 0 1

Armario PC opción con persiana.
Armoire PC option avec rideau.
PC cabinet with shutter closure.



SERIE 104 0 1

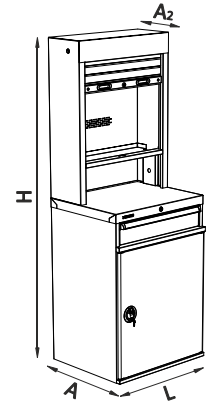
RUEDAS ROUES WHEELS

Ø 100 mm
H 135 mm



PIES PIEDS STANDS

Base redonda regulable en altura.
Base ronde réglable en hauteur.
Height-adjustable round base.



	L x A x H	A ₂
104 0 1	650x545x1800	250
104 0 1 P	650x545x1880	250
104 0 1 R	650x545x1935	250

e 1 mm estructura chasis / frame

e 0,6 mm puertas portes / doors

COLORES COULEURS COLOURS

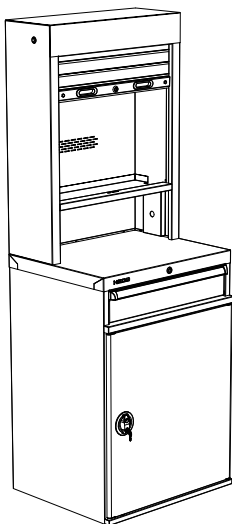
Colores estándar (según serie).
Couleurs standard (selon série).
Standard colours (according to series).

RAL 5010
RAL 7016



- Equipo informático no incluido.
Équipement informatique non inclus.
Computer equipment not included.
- Kit electricidad (4 tomas 220V + ventilador + datos + magnetotérmico). Incluido.
Kit électricité (4 prises 220V + ventilateur + données + magnéto thermique). Inclus.
Power kit (4 220V plugs + fan + data point + thermal magneto). Included.

SERIE 104 STANDARD

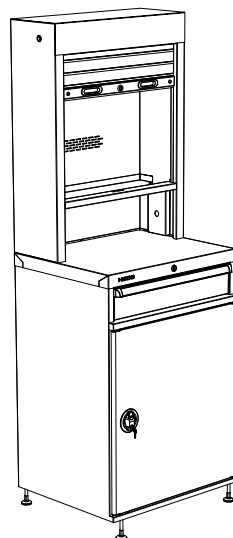


	L x A x H
104 0 1	76,1 Kg 650 x 545 x 1800

* Base Base / Base board



Kit electricidad incluido.
Kit électricité inclus.
Included power kit.

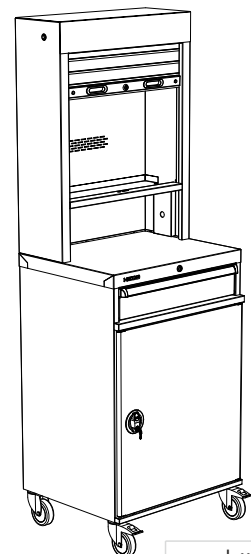


	L x A x H
104 0 1 P	76,6 Kg 650 x 545 x 1880

* Patas Pieds / Stands



Kit electricidad incluido.
Kit électricité inclus.
Included power kit.



	L x A x H
104 0 1 R	78,1 Kg 650 x 545 x 1935

* Ruedas Roues / Wheels



Kit electricidad incluido.
Kit électricité inclus.
Included power kit.

SERIE 104 1 0

Armario PC opción con puerta de metacrilato y bandeja extraíble.
Armoire PC option avec porte de méthacrylate et plateau amovible.
PC cabinet with methacrylate door and removable tray.



SERIE 104 1 0

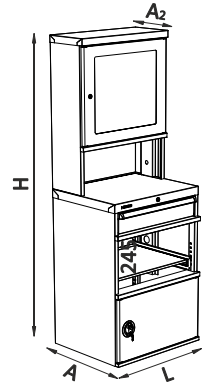
RUEDAS ROUES WHEELS

Ø 100 mm
H 135 mm



PIES PIEDS STANDS

Base redonda regulable en altura.
Base ronde réglable en hauteur.
Height-adjustable round base.



	L x A x H	A ₂
104 1 0	650x545x1800	270
104 1 0 P	650x545x1880	270
104 1 0 R	650x545x1935	270

e 1 mm estructura chasis / frame

e 0,6 mm puertas portes / doors

COLORES COULEURS COLOURS

Colores estándar (según serie).
Couleurs standard (selon série).
Standard colours (according to series).

RAL 5010
RAL 7016

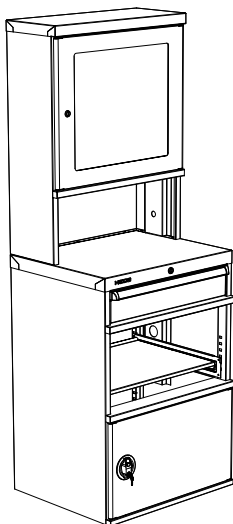


Equipo informático no incluido.
Équipement informatique non inclus.
Computer equipment not included.



Kit electricidad (toma 220V + ventilador + datos + magnetotérmico). Incluido.
Kit électricité (prise 220V + ventilateur + données + magnéto thermique). Inclus.
Power kit (220V plug + fan + data point + thermal magneto). Included.

SERIE 104 STANDARD

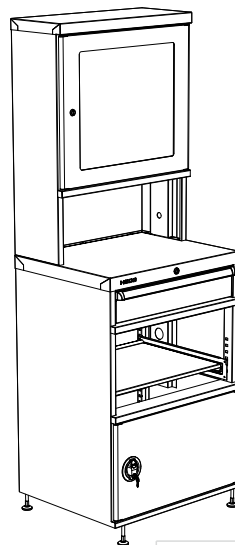


	L x A x H
104 1 0	70 Kg 650 x 545 x 1800

* Base Base / Base board



Kit electricidad incluido.
Kit électricité inclus.
Included power kit.

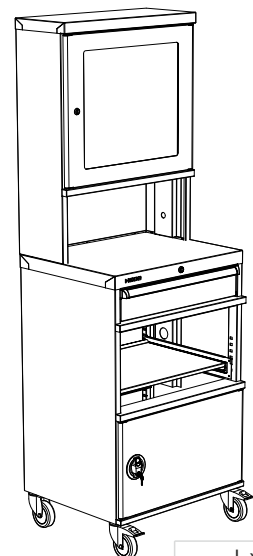


	L x A x H
104 1 0 P	70,5 Kg 650 x 545 x 1880

* Patas Píeds / Stands



Kit electricidad incluido.
Kit électricité inclus.
Included power kit.



	L x A x H
104 1 0 R	72 Kg 650 x 545 x 1935

* Ruedas Roues / Wheels



Kit electricidad incluido.
Kit électricité inclus.
Included power kit.

SERIE 105 ref. 105 1 / 105 2

Armario PC con puertas.
Armoire PC avec portes.
PC cabinet with doors.



SERIE 105 1

SERIE 105 2



105 1

Bandejas graduables cada 25 mm.
Étagères réglables chaque 25 mm.
Adjustable shelves every 25 mm.

105 2

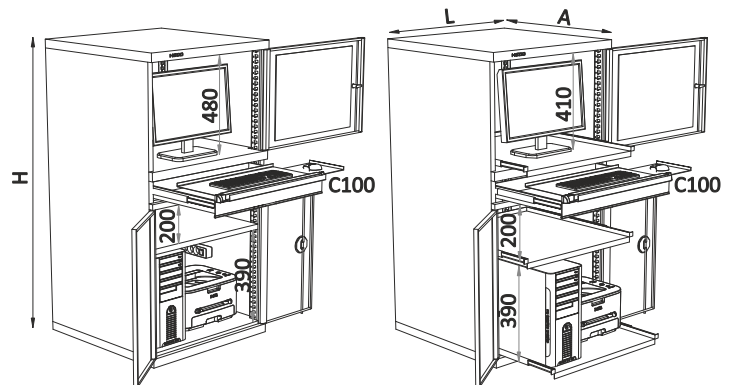
Bandejas extraíbles.
Plateaux amovibles.
Removable tray.

GUIAS GLISSIERES SLIDES

Bandeja extensible y cajón
Plateau amovible et tiroir
Removable tray and drawer



Carga máxima repartida 50 Kg.
Charge maximum répartie 50 Kg.
Maximum distributed load 50 Kg.
Apertura total 100%.
Ouverture totale 100%.
Total opening 100%.



105 1

105 2

RUEDAS ROUES WHEELS

Ø 100 mm
H 135 mm



COLORES COULEURS COLOURS

Color estándar (según serie).
Couleur standard (selon série).
Standard colour (according to series).

**AZUL
MARTELÉ**



Para otros colores hay un coste adicional.
Pour d'autres couleurs il y a un coût additionnel.
For others colours there is an additional cost.

	L x A x H
105 1	714x730x1400
105 1 Z	714x730x1450
105 1 R	714x730x1500
105 2	714x730x1400
105 2 Z	714x730x1450
105 2 R	714x730x1500



Kit electricidad (toma 220V + ventilador + datos + magnetotérmico). Incluido.
Kit électricité (prise 220V + ventilateur + données + magnéto thermique). Inclus.
Power kit (220V plug + fan + data point + thermal magneto). Included.



Equipo informático no incluido.
Équipement informatique non inclus.
Computer equipment not included.

e 1 mm estructura chassis / frame

e 0,6 mm puertas portes / doors

SERIE 105 STANDARD



		LxAxH
105 1	72 Kg	714 x 730 x 1400




Kit electricidad incluido.
Kit électricité inclus.
Included power kit.



		LxAxH
105 1 Z	80 Kg	714 x 730 x 1450



Kit electricidad incluido.
Kit électricité inclus.
Included power kit.



		LxAxH
105 1 R	95Kg	714 x 730 x 1535



Kit electricidad incluido.
Kit électricité inclus.
Included power kit.



		LxAxH
105 2	102 Kg	714 x 730 x 1400



Kit electricidad incluido.
Kit électricité inclus.
Included power kit.



		LxAxH
105 2 Z	110 Kg	714 x 730 x 1450



Kit electricidad incluido.
Kit électricité inclus.
Included power kit.



		LxAxH
105 2 R	125Kg	714 x 730 x 1535



Kit electricidad incluido.
Kit électricité inclus.
Included power kit.

ARMOIRES SANS PORTES

CABINETS WITHOUT DOORS




FR

- Grande variété de tailles et configurations.
- Conception robuste et résistante.
- Solutions de stockage d'outils.
- Accessoires disponibles pour la configuration.
- Standard colour hammered blue possibility optional colours.

EN

- Wide range of sizes and configurations.
- Strong and resistant design.
- Storage solutions for tools.
- Accessories available for customization.
- Couleur standard bleu martelé possibilité teintes en option.

ARMARIOS SIN PUERTAS



ES

- Gran variedad de medidas y configuraciones.
- Diseño robusto y resistente.
- Soluciones de almacenaje de herramientas.
- Accesorios disponibles para configuración.
- Color estándar azul martelé posibilidad colores en opción.

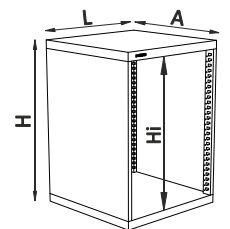


WWW



SERIE 115 ASP ref. 115 4 - 115 2 - 115 1

Armarios sin puertas metálicos.
Armoires sans portes métalliques.
Metal cabinets without doors.

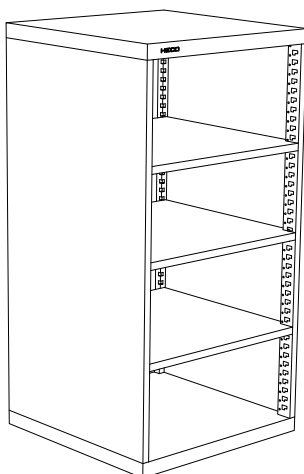


	LxAxH (mm)	Hi (mm)
115 1 ASP	714x707x700	600
115 2 ASP	714x707x1000	900
115 4 ASP	714x707x1400	1300

! Combinable con nuestros armarios con cajones.
Combinable avec nos armoires à tiroirs.
Combinable with our cabinets with drawers.

e 1 mm

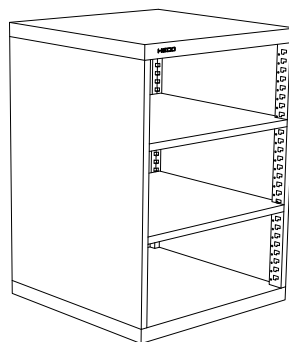
SERIE 115 ASP STANDARD



L x A x H		
115 4 ASP	66 Kg	714 x 707 x 1400

accesorios / accessoires / accessories	
115 BG	3x estanteria / étagère / shelf
127 BE T100	bandeja / plateau / tray
115 CT	cajón teclado / tiroir clavier / keyboard drawer

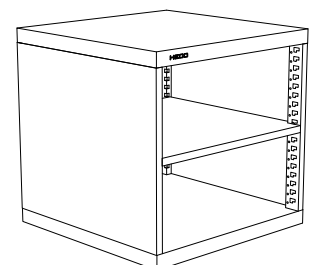
* graduable / réglable / adjustable
BE extraíble / amovible / removable



L x A x H		
115 2 ASP	54 Kg	714 x 707 x 1000

accesorios / accessoires / accessories	
115 BG	2x estanteria / étagère / shelf
127 BE T100	bandeja / plateau / tray
115 CT	cajón teclado / tiroir clavier / keyboard drawer

* graduable / réglable / adjustable
BE extraíble / amovible / removable



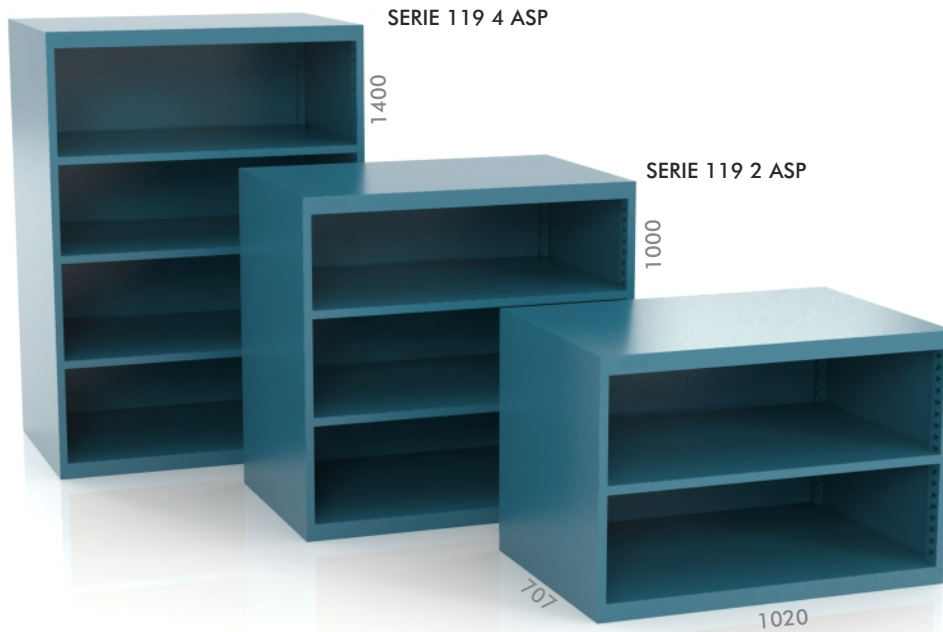
L x A x H		
115 1 ASP	42 Kg	714 x 707 x 700

accesorios / accessoires / accessories	
115 BG	1x estanteria / étagère / shelf *
127 BE T100	bandeja / plateau / tray
115 CT	cajón teclado / tiroir clavier / keyboard drawer

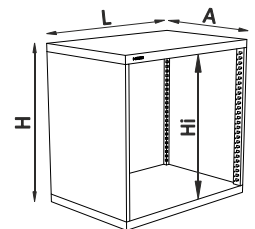
* graduable / réglable / adjustable
BE extraíble / amovible / removable

SERIE 119 ASP ref. 119 4 - 119 2 - 119 1

Armarios sin puertas metálicos.
Armoires sans portes métalliques.
Metal cabinets without doors.



SERIE 119 1 ASP

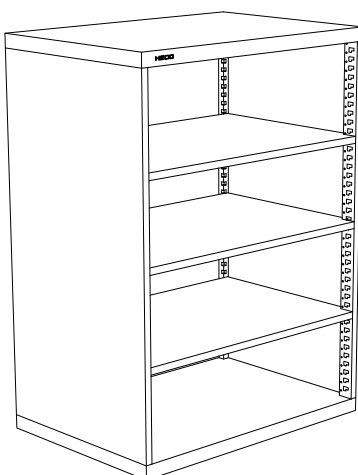


	LxAxH (mm)	Hi (mm)
119 1 ASP	1020x707x700	600
119 2 ASP	1020x707x1000	900
119 4 ASP	1020x707x1400	1300

! Combinable con nuestros armarios con cajones.
Combinable avec nos armoires à tiroirs.
Combinable with our cabinets with drawers.

e 1 mm

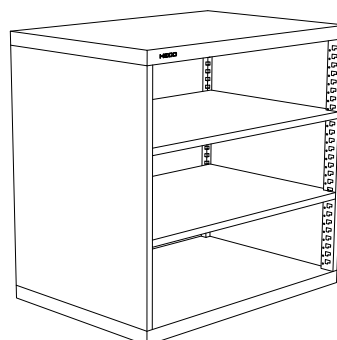
SERIE 119 ASP STANDARD



	LxAxH
119 4 ASP	84,5 Kg 1020 x 707 x 1400

accesorios / accessoires / accessories	
119 BG	3x estanteria / étagère / shelf
119 BE T100	bandeja / plateau / tray
119 CT	cajón teclado / tiroir clavier / keyboard drawer

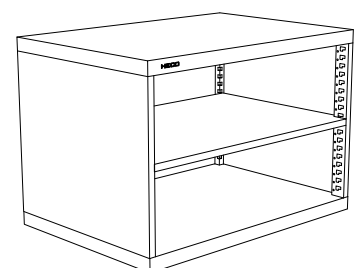
* graduable / réglable / adjustable
BE extraíble / amovible / removable



	LxAxH
119 2 ASP	70 Kg 1020 x 707 x 1000

accesorios / accessoires / accessories	
119 BG	2x estanteria / étagère / shelf
119 BE T100	bandeja / plateau / tray
119 CT	cajón teclado / tiroir clavier / keyboard drawer

* graduable / réglable / adjustable
BE extraíble / amovible / removable



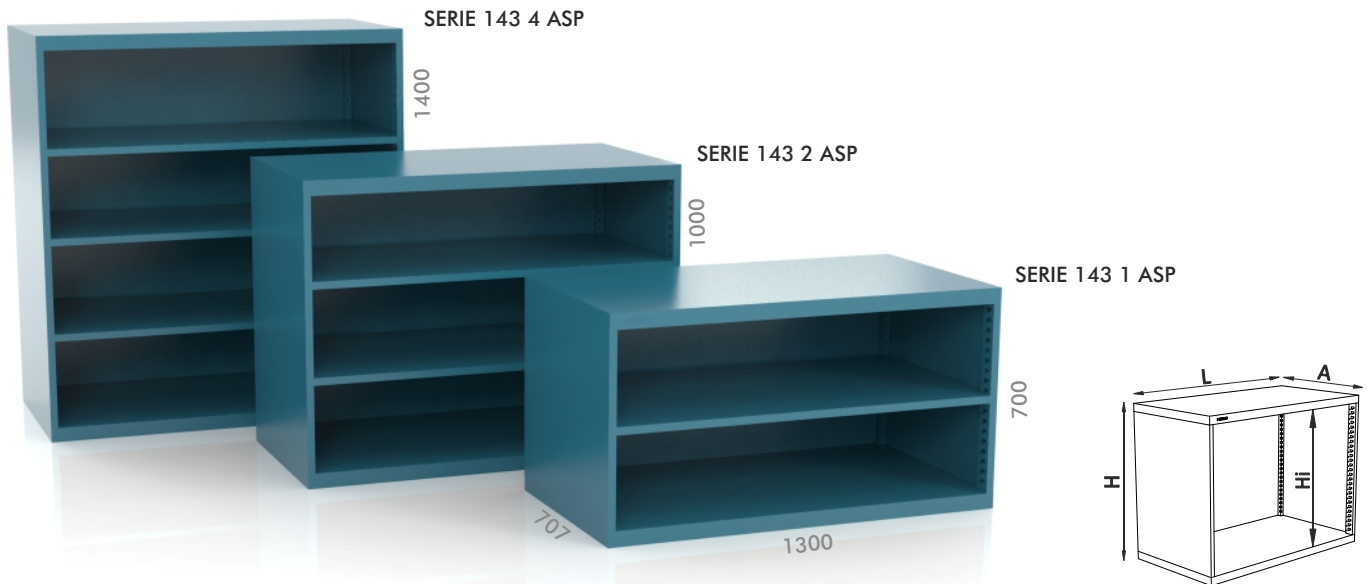
	LxAxH
119 1 ASP	55,5 Kg 1020 x 707 x 700

accesorios / accessoires / accessories	
119 BG	1x estanteria / étagère / shelf *
119 BE T100	bandeja / plateau / tray
119 CT	cajón teclado / tiroir clavier / keyboard drawer

* graduable / réglable / adjustable
BE extraíble / amovible / removable

SERIE 143 ASP ref. 143 4 - 143 2 - 143 1

Armarios sin puertas metálicos.
Armoires sans portes métalliques.
Metal cabinets without doors.

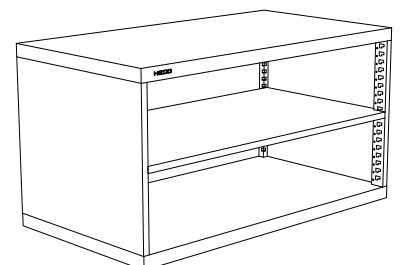
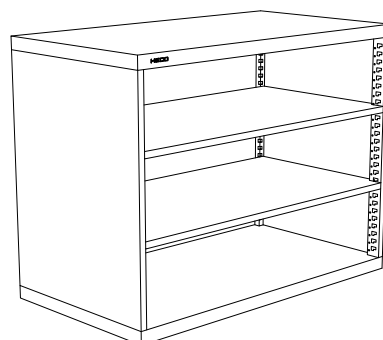


	LxAxH (mm)	Hi (mm)
143 1 ASP	1300x707x700	600
143 2 ASP	1300x707x1000	900
143 4 ASP	1300x707x1400	1300

! Combinable con nuestros armarios con cajones.
Combinable avec nos armoires à tiroirs.
Combinable with our cabinets with drawers.

e 1 mm

SERIE 143 ASP STANDARD



L x A x H		
143 4 ASP	119 Kg	1300 x 707 x 1400

accesorios / accessoires / accessories	
143 BG	3x estanteria / étagère / shelf
143 BE T100	bandeja / plateau / tray
143 CT	cajón teclado / tiroir clavier / keyboard drawer

* graduable / réglable / adjustable
BE extraíble / amovible / removable

L x A x H		
143 2 ASP	91,6 Kg	1300 x 707 x 1000

accesorios / accessoires / accessories	
143 BG	2x estanteria / étagère / shelf
143 BE T100	bandeja / plateau / tray
143 CT	cajón teclado / tiroir clavier / keyboard drawer

* graduable / réglable / adjustable
BE extraíble / amovible / removable

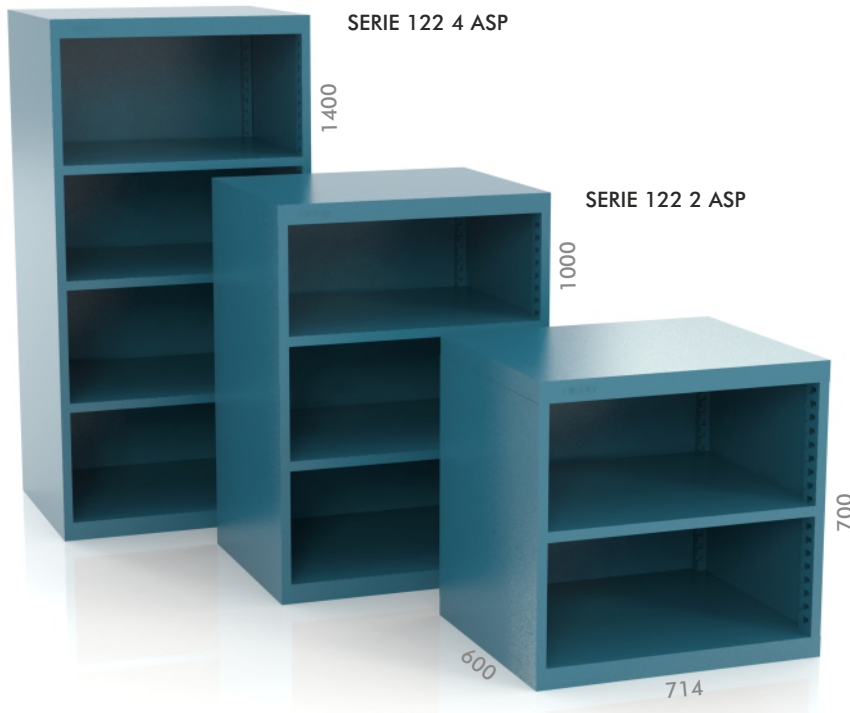
L x A x H		
143 1 ASP	73,2 Kg	1300 x 707 x 700

accesorios / accessoires / accessories	
143 BG	1x estanteria / étagère / shelf *
143 BE T100	bandeja / plateau / tray
143 CT	cajón teclado / tiroir clavier / keyboard drawer

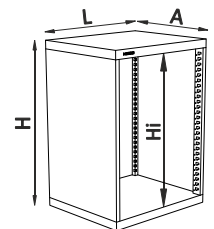
* graduable / réglable / adjustable
BE extraíble / amovible / removable

SERIE 122 ASP ref. 122 4 - 122 2 - 122 1

Armarios sin puertas metálicos.
Armoires sans portes métalliques.
Metal cabinets without doors.



SERIE 122 1 ASP

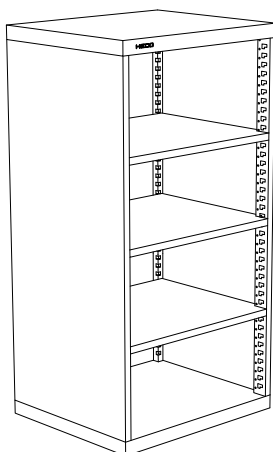


	LxAxH (mm)	Hi (mm)
122 1 ASP	714x600x700	600
122 2 ASP	714x600x1000	900
122 4 ASP	714x600x1400	1300

! Combinable con nuestros armarios con cajones.
Combinable avec nos armoires à tiroirs.
Combinable with our cabinets with drawers.

e 1 mm

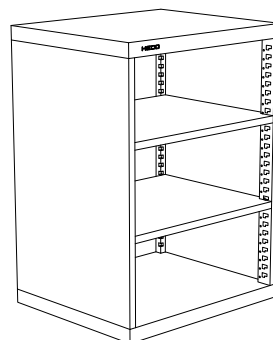
SERIE 122 ASP STANDARD



		LxAxH
122 4 ASP	48,5 Kg	714 x 600 x 1400

accesorios / accessoires / accessories	
122 BG	3x estanteria / étagère / shelf
122 BE T100	bandeja / plateau / tray
122 CT	cajón teclado / tiroir clavier / keyboard drawer

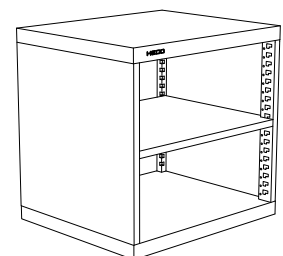
* graduable / réglable / adjustable
BE extraíble / amovible / removable



		LxAxH
122 2 ASP	35 Kg	714 x 600 x 1000

accesorios / accessoires / accessories	
122 BG	2x estanteria / étagère / shelf
122 BE T100	bandeja / plateau / tray
122 CT	cajón teclado / tiroir clavier / keyboard drawer

* graduable / réglable / adjustable
BE extraíble / amovible / removable



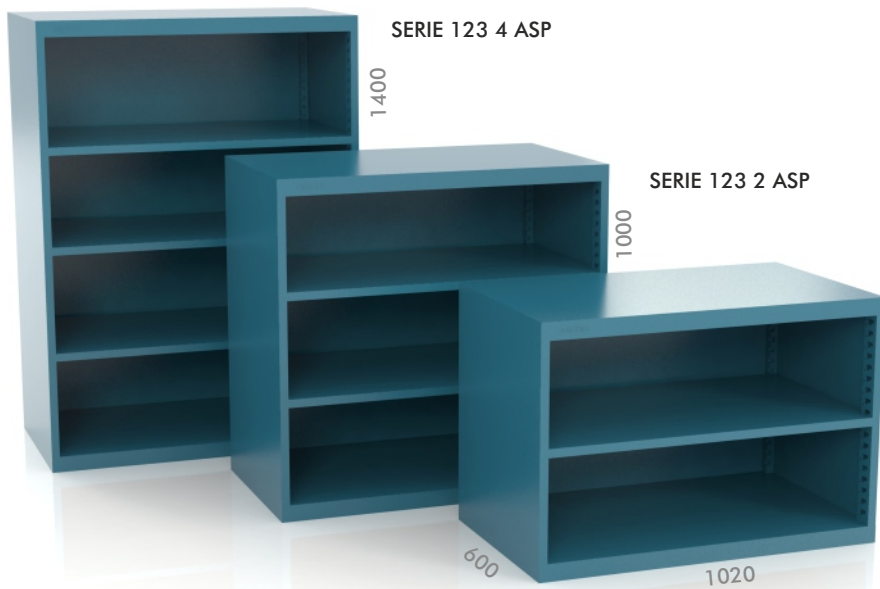
		LxAxH
122 1 ASP	24 Kg	714 x 600 x 700

accesorios / accessoires / accessories	
122 BG	1x estanteria / étagère / shelf *
122 BE T100	bandeja / plateau / tray
122 CT	cajón teclado / tiroir clavier / keyboard drawer

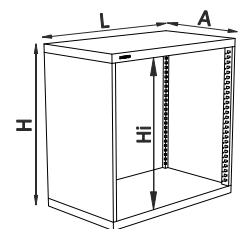
* graduable / réglable / adjustable
BE extraíble / amovible / removable

SERIE 123 ASP ref. 123 4 - 123 2 - 123 1

Armarios sin puertas metálicos.
Armoires sans portes métalliques.
Metal cabinets without doors.



SERIE 123 1 ASP



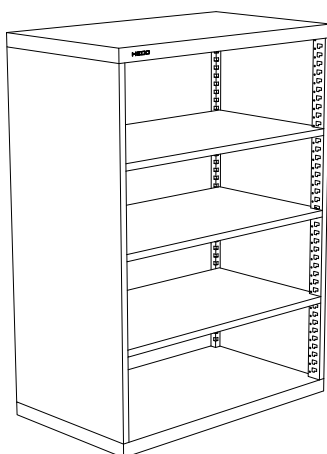
	LxAxH (mm)	Hi (mm)
123 1 ASP	1020x600x700	600
123 2 ASP	1020x600x1000	900
123 4 ASP	1020x600x1400	1300



Combinable con nuestros armarios con cajones.
Combinable avec nos armoires à tiroirs.
Combinable with our cabinets with drawers.

1 mm

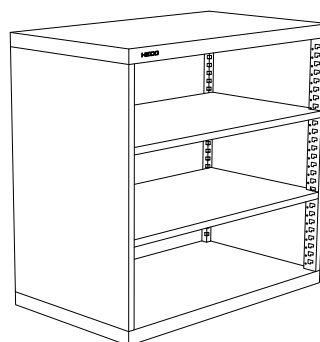
SERIE 123 ASP STANDARD



		L x A x H
123 4 ASP	75 Kg	1020 x 600 x 1400

accesorios / accessoires / accessories	
123 BG	3x estanteria / étagère / shelf
123 BE T100	bandeja / plateau / tray
123 CT	cajón teclado / tiroir clavier / keyboard drawer

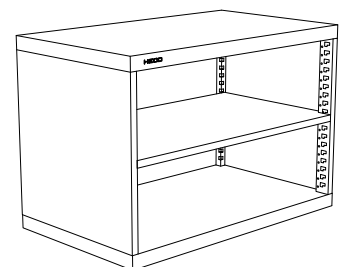
* graduable / réglable / adjustable
BE extraíble / amovible / removable



		L x A x H
123 2 ASP	61 Kg	1020 x 600 x 1000

accesorios / accessoires / accessories	
123 BG	2x estanteria / étagère / shelf
123 BE T100	bandeja / plateau / tray
123 CT	cajón teclado / tiroir clavier / keyboard drawer

* graduable / réglable / adjustable
BE extraíble / amovible / removable



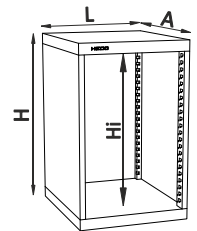
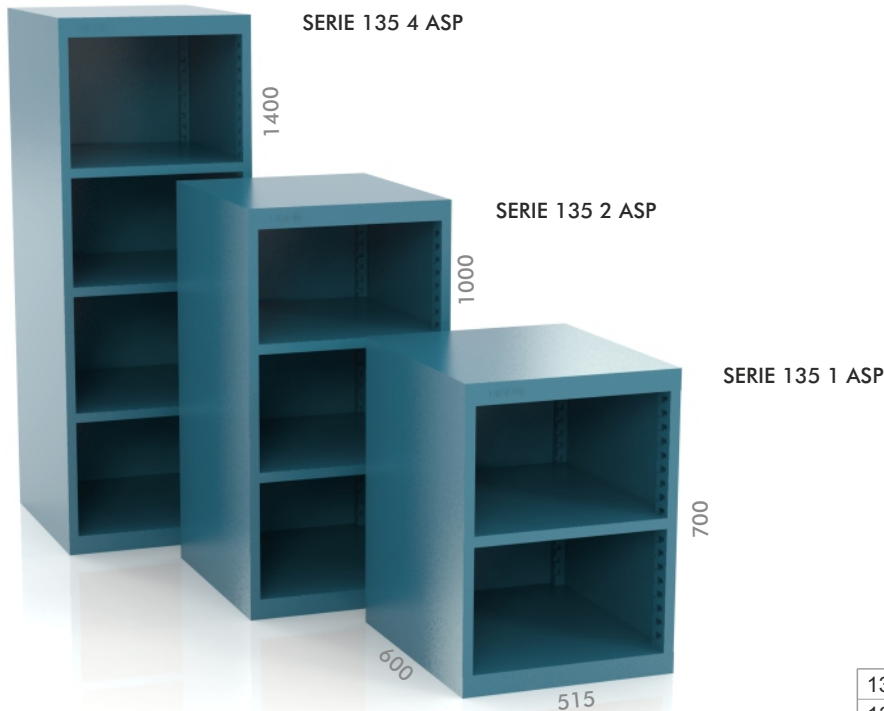
		L x A x H
123 1 ASP	49 Kg	1020 x 600 x 700

accesorios / accessoires / accessories	
123 BG	1x estanteria / étagère / shelf *
123 BE T100	bandeja / plateau / tray
123 CT	cajón teclado / tiroir clavier / keyboard drawer

* graduable / réglable / adjustable
BE extraíble / amovible / removable

SERIE 135 ASP ref. 135 4 - 135 2 - 135 1

Armarios sin puertas metálicos.
Armoires sans portes métalliques.
Metal cabinets without doors.

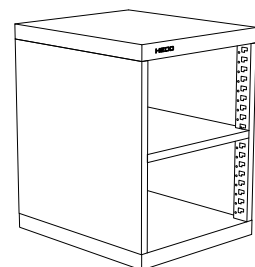
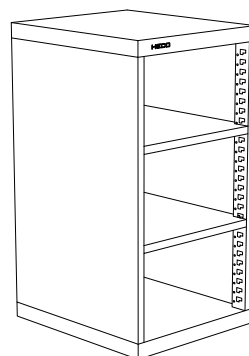
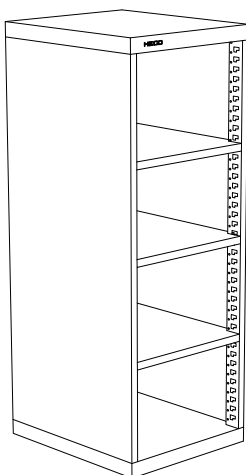


	LxAxH (mm)	Hi (mm)
135 1 ASP	515x600x700	600
135 2 ASP	515x600x1000	900
135 4 ASP	515x600x1400	1300

! Combinable con nuestros armarios con cajones.
SCombinable avec nos armoires à tiroirs.
Combinable with our cabinets with drawers.

e 1 mm

SERIE 135 ASP STANDARD




LxAxH		
135 4 ASP	45 Kg	515 x 600 x 1400

accesorios / accessoires / accessories	
135 BG	3x estanteria / étagère / shelf
135 BE T100	bandeja / plateau / tray
135 CT	cajón teclado / tiroir clavier / keyboard drawer

* graduable / réglable / adjustable
BE extraíble / amovible / removable

LxAxH		
135 2 ASP	32 Kg	515 x 600 x 1000

accesorios / accessoires / accessories	
135 BG	2x estanteria / étagère / shelf
135 BE T100	bandeja / plateau / tray 
135 CT	cajón teclado / tiroir clavier / keyboard drawer

* graduable / réglable / adjustable
BE extraíble / amovible / removable

LxAxH		
135 1 ASP	21,5 Kg	515 x 600 x 700

accesorios / accessoires / accessories	
135 BG	1x estanteria / étagère / shelf *
135 BE T100	bandeja / plateau / tray
135 CT	cajón teclado / tiroir clavier / keyboard drawer

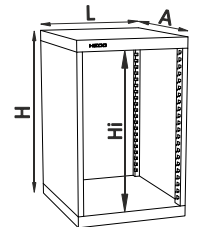
* graduable / réglable / adjustable
BE extraíble / amovible / removable

SERIE 136 ASP ref. 136 2

Armarios sin puertas metálicos.
Armoires sans portes métalliques.
Metal cabinets without doors.



SERIE 136 2 ASP

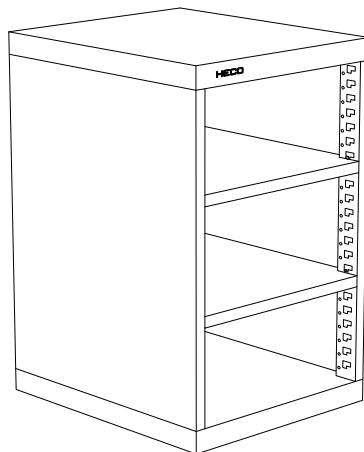


Combinable con nuestros armarios con cajones.
Combinable avec nos armoires à tiroirs.
Combinable with our cabinets with drawers.

	LxAxH (mm)	Hi (mm)
136 2 ASP	515x600x825	700

1 mm

SERIE 136 ASP STANDARD



L x A x H		
136 2 ASP	27 Kg	515 x 600 x 825

accesorios / accessoires / accessories	
135 BG	2x estanteria / étagère / shelf *
135 BE T100	bandeja / plateau / tray
135 CT	cajón teclado / tiroir clavier / keyboard drawer

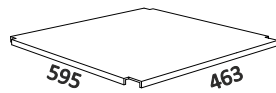
* graduable / réglable / adjustable

BE extraíble / amovible / removable

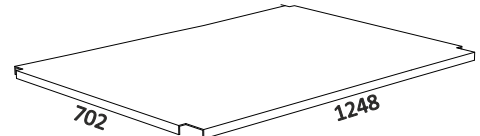
SERIE ASP

COMPONENTES COMPOSANTS / COMPONENTS

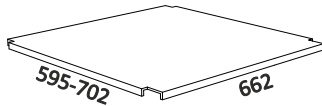
Estanteria graduable
Etagère réglable
Adjustable shelf



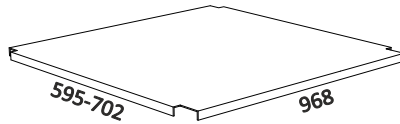
SERIE 135 BG



SERIE 143 BG



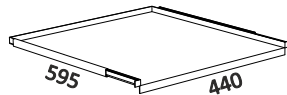
SERIE 115 BG
SERIE 122 BG



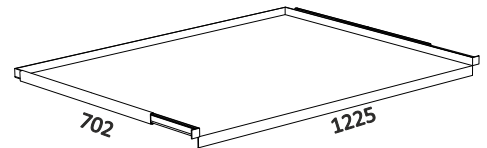
SERIE 119 BG
SERIE 123 BG

		L x A (mm)
115 BG	5 Kg	662 x 702
119 BG	6,5 Kg	968 x 702
143 BG	8 Kg	1248 x 702
122 BG	4,5 Kg	662 x 595
123 BG	6 Kg	968 x 595
135 BG	3,5 Kg	463 x 595

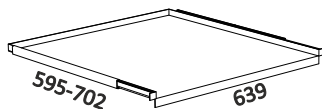
Bandeja extraíble
Plateau amovible
Removable tray



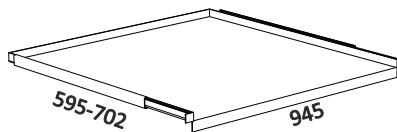
SERIE 135 BE T100



SERIE 143 BE T100



SERIE 115 BE T100
SERIE 122 BE T100

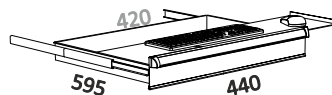


SERIE 119 BE T100
SERIE 123 BE T100

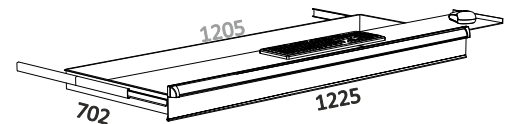


		L x A (mm)
115 BE T100	10 Kg	639 x 702
119 BE T100	14Kg	945 x 702
143 BE T100	18 Kg	1225 x 702
122 BE T100	9,8 Kg	639 x 595
123 BE T100	13,8 Kg	945 x 595
135 BE T100	9,5 Kg	440 x 595

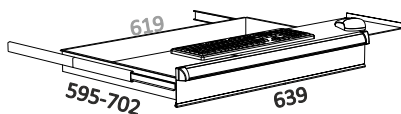
Cajón para teclado
Tiroir pour clavier
Keypad drawer



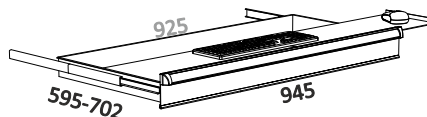
SERIE 135 CT



SERIE 143 CT



SERIE 115 CT
SERIE 122 CT




SERIE 119 CT
SERIE 123 CT

		L x A (mm)
115 CT	16,4 Kg	639 x 702
119 CT	23 Kg	945 x 702
143 CT	30 Kg	1225 x 702
122 CT	14 Kg	639 x 595
123 CT	21 Kg	945 x 595
135 CT	9,5 Kg	440 x 595

SERIE ASP CA ref. 115 ASP CA - 122 ASP CA - 136 ASP CA

Armarios esquineros sin puertas metálicos.
Armoires d'angle sans portes métalliques.
Metal corners cabinets without doors.

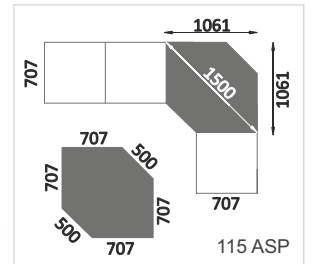

SERIE 115 4 ASP CA



SERIE 115 2 ASP CA




SERIE 115 1 ASP CA



	LxAxH (mm)	Hi (mm)
115 1 ASP CA	496x707x700	600
115 2 ASP CA	496x707x1000	900
115 4 ASP CA	496x707x1400	1300

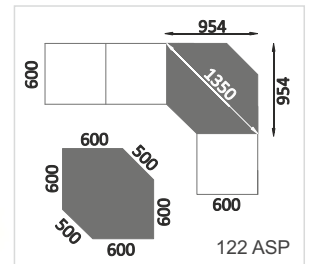
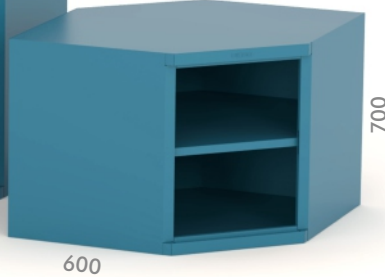
SERIE 122 4 ASP CA



SERIE 122 2 ASP CA

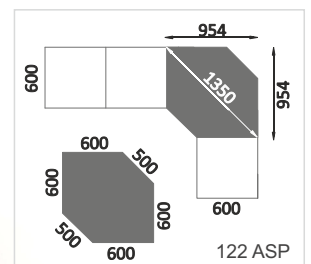
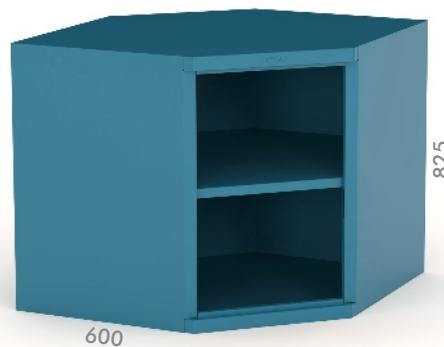


SERIE 122 1 ASP CA



	LxAxH (mm)	Hi (mm)
122 1 ASP CA	496x600x700	600
122 2 ASP CA	496x600x1000	900
122 4 ASP CA	496x600x1400	1300

SERIE 136 1 ASP CA




	LxAxH (mm)	Hi (mm)
136 2 ASP CA	496x600x825	700

e 1 mm

! Combinable con nuestros armarios con cajones.
Combinable avec nos armoires à tiroirs.
Combinable with our cabinets with drawers.

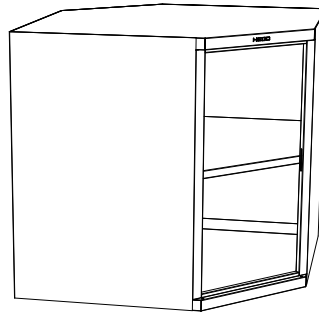
SERIE ASP CA



L x A x H		
115 4 ASP CA	116 Kg	496 x 707 x 1400

accesorios / accessoires / accessories	
115 CA B	estanteria / étagère / shelf *

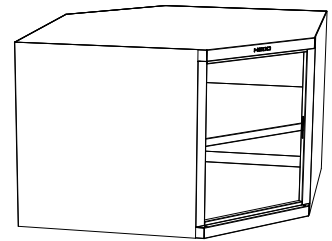
* soldada / soudé / welding



L x A x H		
115 2 ASP CA	82 Kg	496 x 707 x 1000

accesorios / accessoires / accessories	
115 CA B	estanteria / étagère / shelf *

* soldada / soudé / welding



L x A x H		
115 1 ASP CA	54 Kg	496 x 707 x 700

accesorios / accessoires / accessories	
115 CA B	estanteria / étagère / shelf *

* soldada / soudé / welding



L x A x H		
122 4 ASP CA	109 Kg	496 x 600 x 1400

accesorios / accessoires / accessories	
159 CA F6 B	estanteria / étagère / shelf *

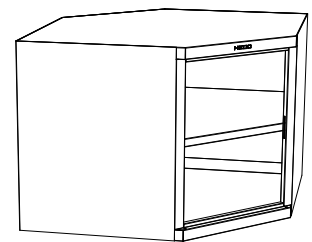
* soldada / soudé / welding



L x A x H		
122 2 ASP CA	77 Kg	496 x 600 x 1000

accesorios / accessoires / accessories	
159 CA F6 B	estanteria / étagère / shelf *


* soldada / soudé / welding



L x A x H		
122 1 ASP CA	51 Kg	496 x 600 x 700

accesorios / accessoires / accessories	
159 CA F6 B	estanteria / étagère / shelf *

* soldada / soudé / welding



L x A x H		
136 2 ASP CA	66 Kg	496 x 600 x 825

accesorios / accessoires / accessories	
159 CA F6 B	estanteria / étagère / shelf *

* soldada / soudé / welding

DESSERTTE DE TRAVAIL

WORK TROLLEYS



FR

- Desserte de travail avec plateaux.
- Léger pour un transport facile.
- Option porte-cônes (ISO, CAPTO, VDI et HSK).
- Roues en caoutchouc Ø75 - 100 mm (selon le modèle).
- Charge maximale: 100 kg (sauf série 134 > 240 kg).
- Poignée pour faciliter le transport.
- Couleur standard bleu martelé possibilité teintes en option.

EN

- Workshop trolleys with trays.
- Light for an easy transport.
- Optional tool-holders (ISO, CAPTO, VDI and HSK).
- Rubber wheels, Ø75 - 100 mm (depending on model).
- Maximum load: 100kg (except serie 134 > 240kg).
- Handle for easy transport.
- Standard colour hammered blue possibility optional colours.

CARROS DE TRABAJO



ES

- Carros de trabajo con bandejas.
- Ligero para facilitar el transporte.
- Opción porta conos (ISO, CAPTO, VDI y HSK).
- Ruedas de goma Ø75 - 100 mm (según modelo).
- Carga máxima: 100 kg (excepto serie 134 >240 Kg).
- Asa para facilitar el transporte.
- Color estándar azul martelé posibilidad colores en opción.



SERIE 139 ref. 139 1 / 139 2

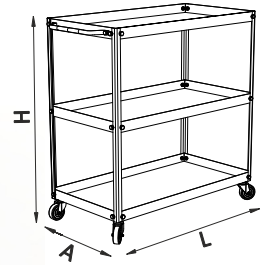


Carro con bandejas estándar.
Desserte avec plateaux standard.
Trolley with standard trays.



Asa para una manipulación fácil.
Poignée pour une manipulation facile.
Handle for easy handling.

Estructura desmontable.
Structure amovible.
Removable structure.



RUEDAS RUES WHEELS

Ø 75 mm
H 100 mm



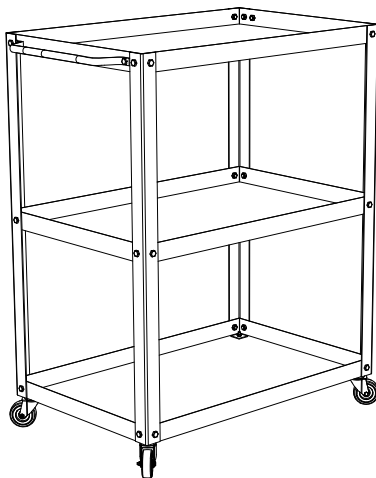
		L x A x H (mm)
139 1	14,5 Kg	700x450x800
139 2	18,5 Kg	810x480x900



Montaje con tornillos, incluidos.
Assemblage avec vis, inclus.
Assembly with screws, included.

e 1 mm bandejas plateaux / trays
e 2 mm estructura châssis / frame

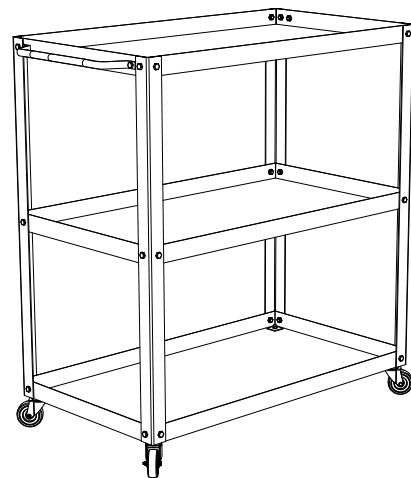
SERIE 139 STANDARD



		L x A x H
139 1	14,5 Kg	700 x 450 x 800



carga total repartida
charge totale répartie
distributed total load



		L x A x H
139 2	18,5 Kg	810 x 480 x 900



carga total repartida
charge totale répartie
distributed total load

SERIE 140 ref. 140 1 / 140 2 / 140 3

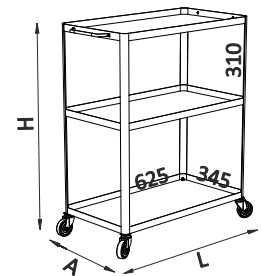
Carro de trabajo con bandejas y cajones (opcional).
Desserte de travail avec plateaux et tiroirs (optionnel).
Workshop trolley with trays and optional drawers.



Asa para una manipulación fácil.
Poignée pour une manipulation facile.
Handle for easy handling.



Estructura soldada y esquinas redondeadas.
Structure soudée et angles arrondies.
Welded structure and rounded edges.



Disponible con cajón bidireccional.
Possibilité avec tiroir bidirectionnel.
Be able with bidirectional drawer.

RUEDAS ROUES WHEELS

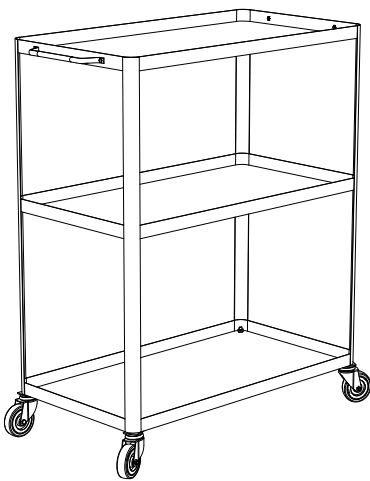
Ø 75 mm
H 100 mm



		L x A x H (mm)
140 1	13,8 Kg	630x350x825
140 2	16,55 Kg	760x400x825
140 3	16,5 Kg	760x400x825

e 0,8 mm bandejas plateaux / trays
e 3 mm estructura châssis / frame

SERIE 140 STANDARD



		L x A x H
140 1	13,8 Kg	630 x 350 x 825

100 carga total repartida
charge totale répartie
distributed total load

		L x A x H
140 2	16,55 Kg	760 x 400 x 825

100 carga total repartida
charge totale répartie
distributed total load

		L x A x H
140 3	16,5 Kg	760 x 400 x 825

accesorios / accessoires / accessories

140 0 31	3x división transversal / transversal divisor / cross divisor
	1x división transversal / transversal divisor / cross divisor

i cajón bidireccional
tiroir bidirectionnel
bidirectional drawer

100 carga total repartida
charge totale répartie
distributed total load

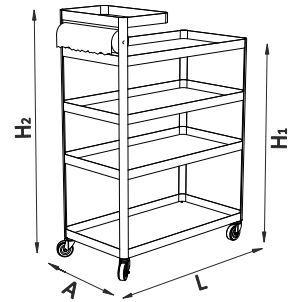
SERIE 146 ref. 146 1 / 146 2 (146 1+108 7)



Carro con bandejas y soporte porta rollo.
 Desserte avec plateaux et support de rouleau.
 Workshop trolley with trays and roll holder accessory.



Estructura soldada y esquinas redondeadas.
 Structure soudée et angles arrondies.
 Welded structure and rounded edges.



RUEDAS ROUES WHEELS


Ø 75 mm
 H 100 mm



		L x A x H ₁ x H ₂ (mm)
146 1	21,54 Kg	760x400x850x1000
146 2	29,29 Kg	760x400x850x1000

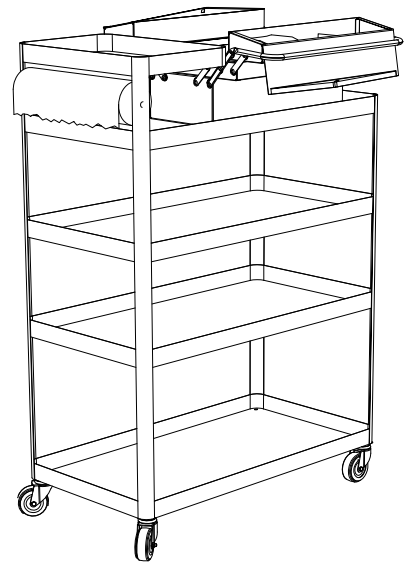
e 0,6 mm bandejas plateaux / trays
e 3 mm estructura châssis / frame

SERIE 146 STANDARD



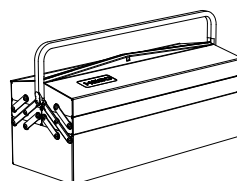
		L x A x H
146 1	21,54 Kg	760 x 400 x 1000

130 carga total charge totale / total load



		L x A x H
146 2	29,29 Kg	760 x 400 x 1000
accesorios / accessoires / accessories		
108 7	caja / caisse / toolbox	

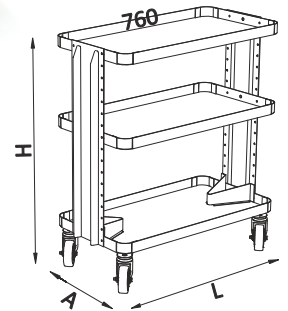


130 carga total charge totale / total load



SERIE 108 7

SERIE 134 ref. 134 1 / 134 2 - 134 HSK / 134 ISO

Carro de alta resistencia con bandejas o portaconos ISO/HSK/VDI/CAPTO.
Desserte haute résistance avec plateaux ou porte-cônes HSK/ISO/VDI/CAPTO.
Heavy duty workshop trolley with trays or tool-holders (ISO/HSK/VDI/CAPTO).



RUEDAS ROUES WHEELS

Ruedas de goma (Ø100mm).
Roues en caoutchouc (Ø100mm).
Rubber wheels (Ø100mm).



DETALLES DÉTAILS DETAILS

- 1 Bandejas portaconos.
Plateau porte-cônes .
Tool-holder trays.
- 2 Estructura soldada.
Structure soudée.
Welded structure.
- 3 Goma sintética estriada.
Coutchouc synthétique strié.
Synthetic rubber striated.

		L x A x H (mm)
134 1	32,4 Kg	810x400x915
134 2	35 Kg	810x400x915

e 2 mm bandejas plateaux / trays

e 3 mm estructura châssis / frame

i Graduables cada 45 mm.
Réglables chaque 45 mm.
Adjustable every 45 mm.

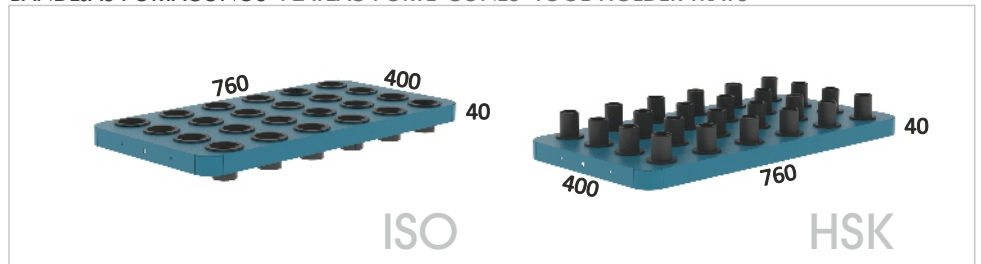
CAJON TIROIR DRAWER



GT 15

134 BC

BANDEJAS PORTACONOS PLATEAU PORTE-CÔNES TOOL-HOLDER TRAYS



ISO

HSK

INFO

PORTACONOS PORTE-CÔNES TOOL HOLDER


ISO 40/50



HSK 50/63/80/100



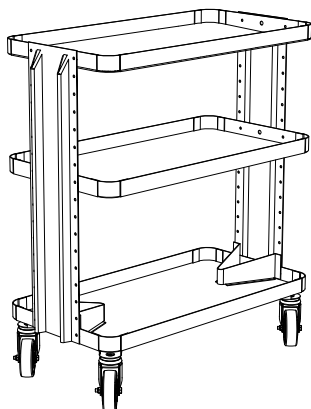
VDI 40



CAPTO 8



SERIE 134 STANDARD



L x A x H		
134 1	32,4 Kg	810 x 400 x 915

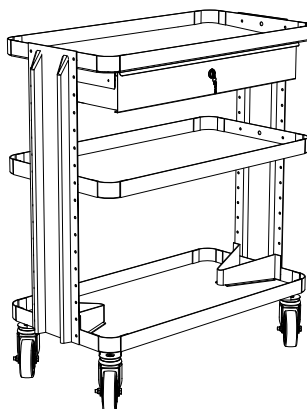
accesorios / accessoires / accessories

134 BG bandeja / plateaux / tray

134 BC bandeja+cajón / plateaux+tiroir / tray+drawer



carga total repartida
charge totale répartie
distributed total load



L x A x H		
134 2	35 Kg	810 x 400 x 915

accesorios / accessoires / accessories

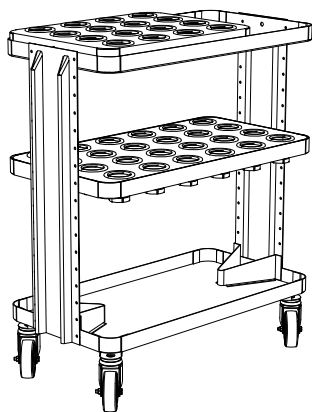
134 BG bandeja / plateaux / tray

134 BC bandeja+cajón / plateaux+tiroir / tray+drawer



carga total repartida
charge totale répartie
distributed total load

SERIE 134 ISO STANDARD



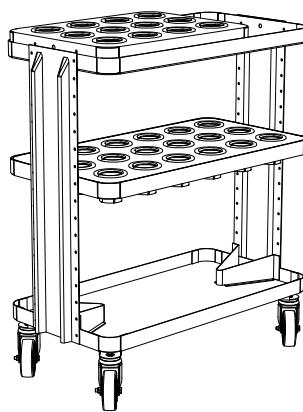
L x A x H		
134 ISO 40	32,4 Kg	810 x 400 x 915

accesorios / accessoires / accessories

134 BG bandeja / plateaux / tray

134 B ISO 40 bandeja / plateaux / tray

i 40 portaconos porte-cônes / tool holder



L x A x H		
134 ISO 50	32,4 Kg	810 x 400 x 915

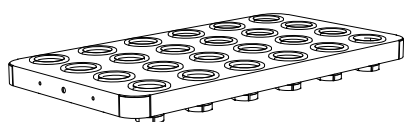
accesorios / accessoires / accessories

134 BG bandeja / plateaux / tray

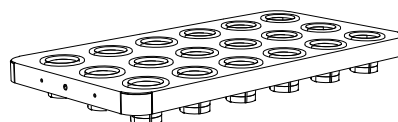
134 B ISO 50 bandeja / plateaux / tray

i 30 portaconos porte-cônes / tool holder

SERIE 134 ISO COMPONENTES COMPOSANTS/COMPONENTS

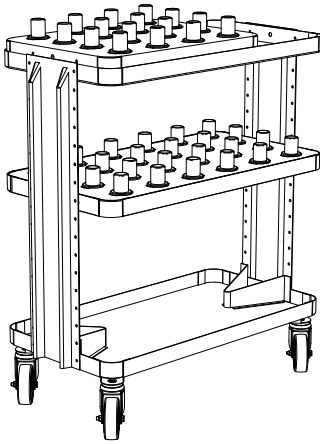


CONO CÔNES/TOOL HOLDER		
134 B ISO 40	4,6 Kg	24u ISO

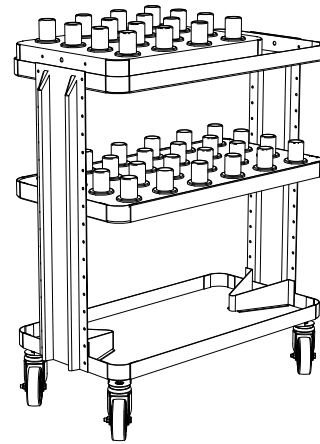


CONO CÔNES/TOOL HOLDER		
134 B ISO 50	4,2 Kg	18u ISO

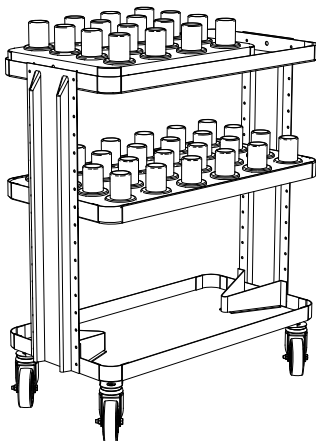
SERIE 134 HSK STANDARD



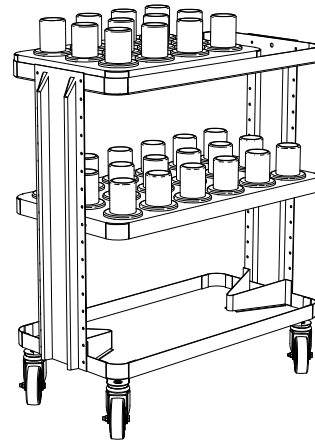
		L x A x H
134 HSK 50	32,4 Kg	810 x 400 x 915
accesorios / accessoires / accessories		
134 BG	bandeja / plateaux / tray	
134 BHSK 50	bandeja / plateaux / tray	
	40 portaconos porte-cônes / tool holder	



		L x A x H
134 HSK 63	32,4 Kg	810 x 400 x 915
accesorios / accessoires / accessories		
134 BG	bandeja / plateaux / tray	
134 BHSK 63	bandeja / plateaux / tray	
	40 portaconos porte-cônes / tool holder	

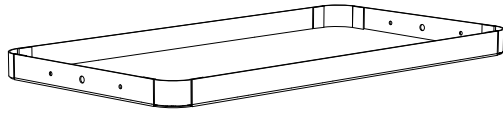


		L x A x H
134 HSK 80	32,4 Kg	810 x 400 x 915
accesorios / accessoires / accessories		
134 BG	bandeja / plateaux / tray	
134 BHSK 80	bandeja / plateaux / tray	
	40 portaconos porte-cônes / tool holder	



		L x A x H
134 HSK 100	32,4 Kg	810 x 400 x 915
accesorios / accessoires / accessories		
134 BG	bandeja / plateaux / tray	
134 BHSK 100	bandeja / plateaux / tray	
	30 portaconos porte-cônes / tool holder	

SERIE 134 COMPONENTES COMPOSANTS/COMPONENTS



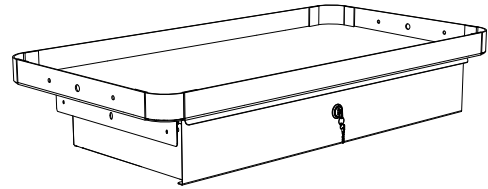
		L x A x H
134 BG	6,2 Kg	760 x 400 x 40

accesorios / accessoires / accessories

134 GOMA goma / coutchouc / rubber



Incluye goma sintética estriada.
Coutchouc synthétique strié inclus.
Included synthetic rubber striated.



		L x A x H
134 BC	8,7 Kg	760 x 400 x 115

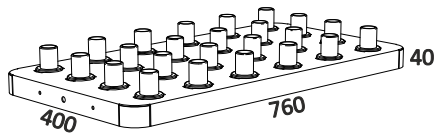
accesorios / accessoires / accessories

134 GOMA goma / coutchouc / rubber

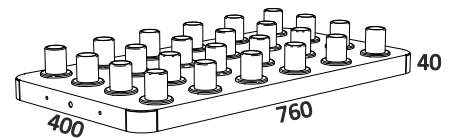


Incluye goma sintética estriada.
Coutchouc synthétique strié inclus.
Included synthetic rubber striated.

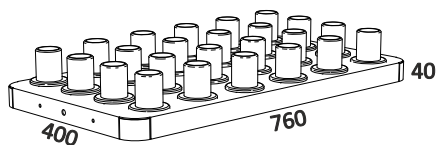
SERIE 134 HSK COMPONENTES COMPOSANTS/COMPONENTS



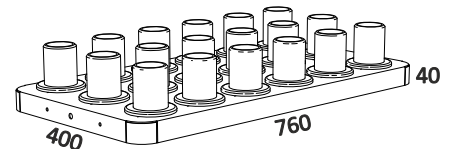
		CONO CÔNES/TOOL HOLDER
134 BHSK 50	4,2 Kg	24u HSK 50



		CONO CÔNES/TOOL HOLDER
134 BHSK 63	4,2 Kg	24u HSK 63



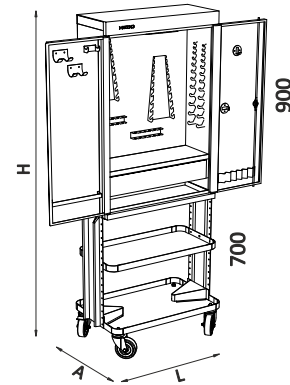
		CONO CÔNES/TOOL HOLDER
134 BHSK 80	4,2 Kg	24u HSK 80



		CONO CÔNES/TOOL HOLDER
134 BHSK 100	4,2 Kg	18u HSK 100

SERIE 114 M ref. 114 M

Carro de alta resistencia con dos bandejas y armario.
Chariot haute résistance avec deux plateaux et armoire.
Heavy duty workshop trolley with two trays and cabinet.



		L x A x H (mm)
114 M	49,48 Kg	760x400x1600

		L x A x H (mm)
114 M 01	25,54 Kg	760x400x700

e 2 mm carro chariot / trolley

i BG: Graduables cada 45 mm.
BG: Réglables chaque 45 mm.
BG: Adjustable every 45 mm.

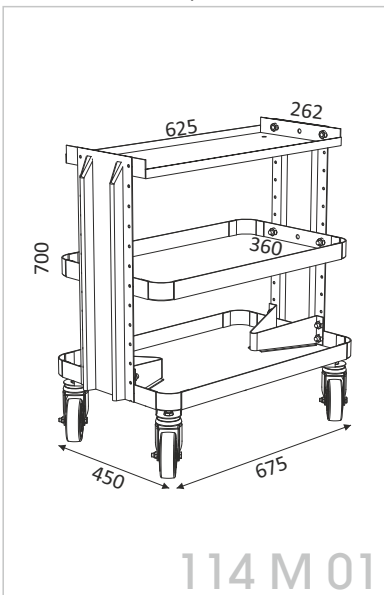
		L x A x H (mm)
114 1	23,94 Kg	605x230x900

e 1 mm armario armoire / cabinet

Armarios opcionales / Armoires en option / Optional cabinets		
114 M 2	estanterias / étagères / shelves	
114 M P	paneles / panneaux / panels	
114 M C	cubetas / boîtes / trays	

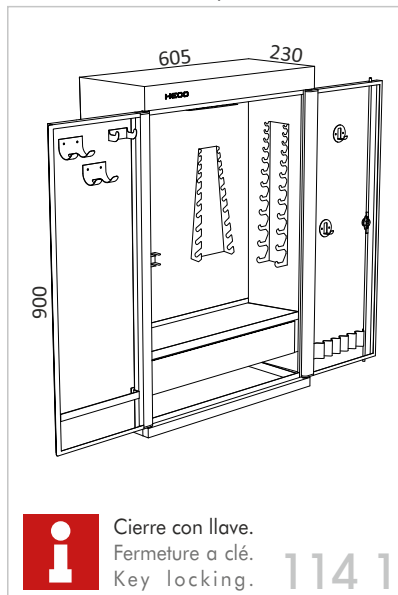
i OPCION: Cierre electrónico.
OPTION: Fermeture électronique.
OPTION: Electronic locking.

CARRO CHARIOT / TROLLEY



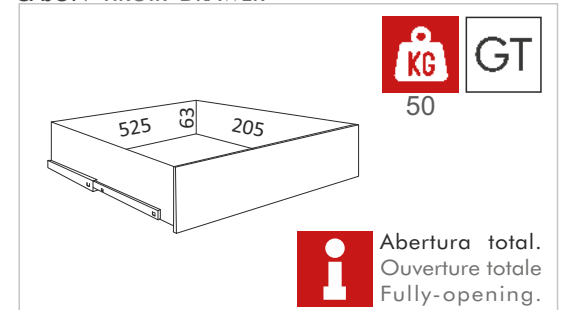
114 M 01

ARMARIO ARMOIRE / CABINET



i Cierre con llave.
Fermeture à clé.
Key locking. 114 1

CAJON TIROIR DRAWER




KG **GT**
50

i Abertura total.
Ouverture totale
Fully-opening.

RUEDAS ROUES WHEELS

Ruedas de goma (Ø100mm).
Roues en caoutchouc (Ø100mm).
Rubber wheels (Ø100mm).





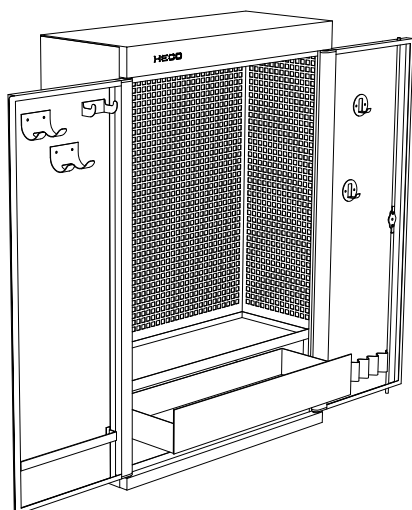
L x A x H		
114 1	23,94 Kg	605 x 230 x 900

	Soportes soldados. Supports soudées. Supports welded.	Incluye cajón y bandeja fija. Tiroir et plateaux fixe inclus. Included drawer and fixed tray.
	Cierre con llave. Fermeture a clé. Key locking.	Capacidad 118 herramientas. Capacité 118 outils. Capacity 118 tools.



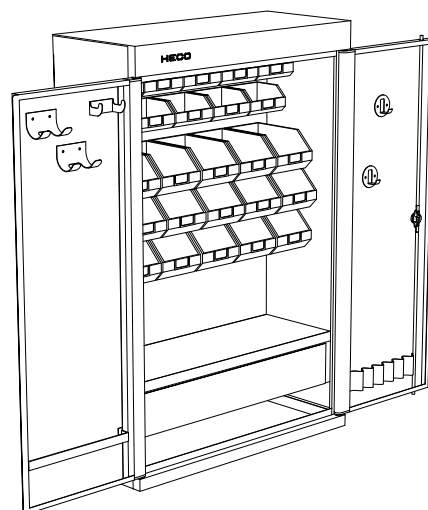
L x A x H		
114 2	25,42 Kg	605 x 230 x 900

	Cierre con llave. Fermeture a clé. Key locking.	Incluye cajón y 2 bandejas regulables y una fija . Tiroir et 2 plateaux réglables et une fixe inclus. Included drawer and 2 regulables trays and one fixed.
--	---	---



L x A x H		
114 P	19 Kg	605 x 230 x 900

	Panel perforado en fondo y laterales. Panneau perforé en postérieur et latéraux. Perforated panel in front and besides.	
	Soportes soldados. Supports soudées. Supports welded.	Incluye cajón y bandeja fija. Tiroir et plateaux fixe inclus. Included drawer and fixed tray.
	Cierre con llave. Fermeture a clé. Key locking.	Capacidad 118 herramientas. Capacité 118 outils. Capacity 118 tools.



L x A x H		
114 C	21 Kg	605 x 230 x 900

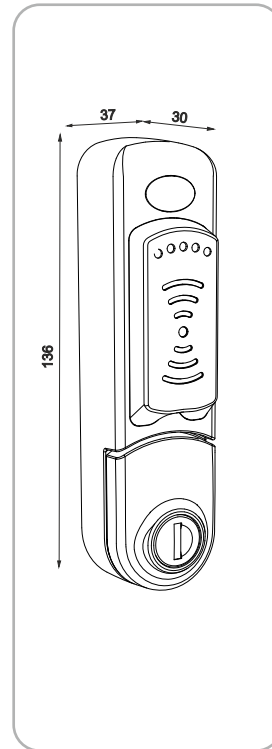
	Soportes soldados. Supports soudées. Supports welded.	Incluye cajón y bandeja fija. Tiroir et plateaux fixe inclus. Included drawer and fixed tray.
	Cierre con llave. Fermeture a clé. Key locking.	Cubetas: 10 V-BULL 1 y 15 V-BULL 2. Bacs à bec: 10 V-BULL 1 et 15 V-BULL 2. Trays: 10 V-BULL 1 and 15 V-BULL 2.

INFO

CIERRE ELECTRONICO RFID VERROU ELÉCTRONIQUE RFID / RFID ELECTRONIC LOCKING

SERIE CE P 1

Cierre electrónico para armarios con puertas.
Verrou électronique pour armoires à portes.
Electronic door locking for doors cabinets.



· Medidas.
· Dimensions.
· Measures.



· Tarjetas usuario abrir/cerrar.
· Cartes utilisateur pour ouvrir/fermer.
· Cards for opening/closing doors.



· Indicadores LED.
· Indicateurs LED.
· LED display.

CARACTERÍSTICAS TÉCNICAS CARACTÉRISTIQUES TECHNIQUES / FEATURES

- FR
- 2u. Piles AA.
 - Touche de déverrouillage d'urgence.
 - Compatible avec la plupart des standards sans fil, et compris RFID et NFC.
 - Mise à niveau simple vers des installations existantes.
 - S'intégrer avec des logiciels de gestion et contrôle d'accès.

- EN
- 2u. AA batteries.
 - Emergency override key.
 - Compatible with most wireless standars including RFID and NFC.
 - Simple upgrade to existing instalations.
 - Can be integrated with management and access control softwares.

Agent E RFID / NFC version:

- ES
- 2u. Pilas AA.
 - Tecla de anulación de emergencia.
 - Compatible con la mayoría de los estándares inalámbricos, incluyendo RFID y NFC.
 - Fácil actualización a las instalaciones existentes.
 - Integrable con los softwares de gestión y control de acceso.

SERVANTE D'ATELIER

WORKSHOP TROLLEYS



FR

- Servante d'atelier pour le rangement d'outils.
- Plusieurs options de rangement selon besoin.
- Accessoires disponibles .
- Roues en caoutchouc .
- Couleur standard bleu martelé possibilité teintes en option.
- Très résistant.

EN

- Trolleys for tools storage.
- Several storage options according to need.
- Available accessories.
- Rubber wheels.
- Standard colour hammered blue possibility optional colours.
- Heavy-duty.

CARROS DE TALLER



ES

- Carros de taller para el almacenaje de herramientas.
- Varias opciones de almacenaje, según necesidad.
- Accesorios disponibles.
- Ruedas de goma.
- Color estándar azul martelé posibilidad colores en opción.
- Alta resistencia.






240

Cierre con persiana y cajones con guías ranuradas cada 14 mm.
 Fermeture a rideau et tiroirs avec glissières rainurées chaque 14 mm.
 Shutter closure and drawers with grooved slides every 14 mm.



Diversas composiciones de cajones ranurados con 2 divisiones.
 Diverses compositions de tiroirs rainurées avec 2 séparations.
 Various grooved drawers compositions with 2 divisions.




RUEDAS ROUES WHEELS

Ruedas de goma
 Roues en caoutchouc
 Rubber wheels



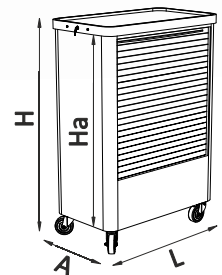
Ø 100 mm
 H 135 mm

CAJÓN TIROIR DRAWER



15

Cierre centralizado con llave (bloqueo persiana).
 Verrouillage centralisé avec clé (verrouillage rideau).
 Central locking with key (shutter blocking).



		L x A x H (mm)	Ha
116 1	34,7 Kg	640x360x915	515
116 2	42,2 Kg	640x360x915	515
116 3	42,3 Kg	640x360x915	515

e 1 mm

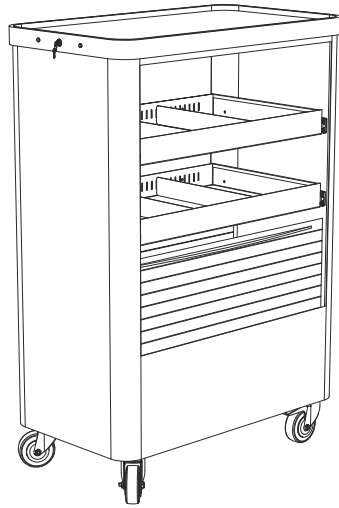


Incluye dos divisiones por cajón.
 Deux séparations inclus per tiroir.
 Included two divisions in the drawer.



Cierre centralizado.
 Fermeture centralisée.
 Centralized closing.

SERIE 116 STANDARD

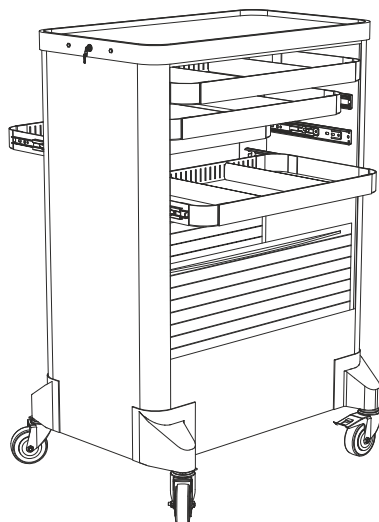


		L x A x H
116 1	34,7 Kg	640 x 360 x 915
accesorios / accessoires / accessories		
116 2 01	division / séparation / division	



Carga total cajón repartida.
Charge totale tiroir répartie.
Distributed total load drawer.

15

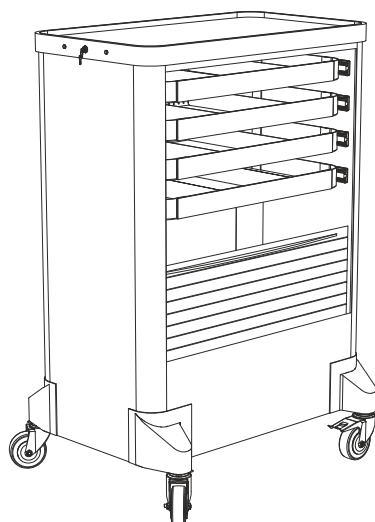


		L x A x H
116 2	42,2 Kg	640 x 360 x 915
accesorios / accessoires / accessories		
116 2 01	division / séparation / division	



Carga total cajón repartida.
Charge totale tiroir répartie.
Distributed total load drawer.

15




		L x A x H
116 3	42,3 Kg	640 x 360 x 915
accesorios / accessoires / accessories		
116 2 01	division / séparation / division	



Carga total cajón repartida.
Charge totale tiroir répartie.
Distributed total load drawer.


15

Carro con cajones de diferentes composiciones.
 Servante avec tiroirs de différentes compositions.
 Trolley with drawers of different compositions.



Cierre centralizado con llave.
 Verrouillage centralisé avec clé.
 Central locking with key.

Sistema antivuelco.
 Système anti-renversement
 Anti-roll system.



Interior cajón ranurado.
 Intérieur tiroir rainurée.
 Interior slotted drawer.


Incluye 3 divisiones.
 3 divisions inclus.
 Included 3 divisions.

RUEDAS ROUES WHEELS

Ruedas de goma (Ø100mm).
 Roues en caoutchouc (Ø100mm).
 Rubber wheels (Ø100mm).

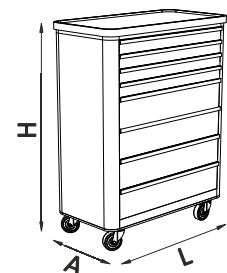


CAJÓN TIROIR DRAWER




15

	Hi	Hf	divisiones / divisions / divisors
C 55	45	55	3x 117 001
C 110	100	110	3x 117 002
C 220	210	220	3x 117 003
C 440	100/430	440	---



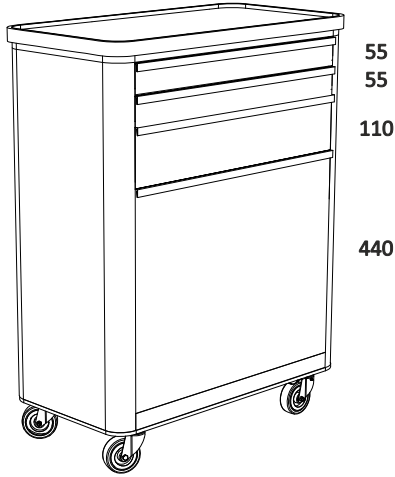
		L x A x H (mm)
117 0	49,8 Kg	640x360x915
117 1	49,8 Kg	640x360x915
117 2	51 Kg	640x360x915
117 3	53,3 Kg	640x360x915

 1 mm



Cierre centralizado.
 Fermeture centralisée.
 Centralized closing.

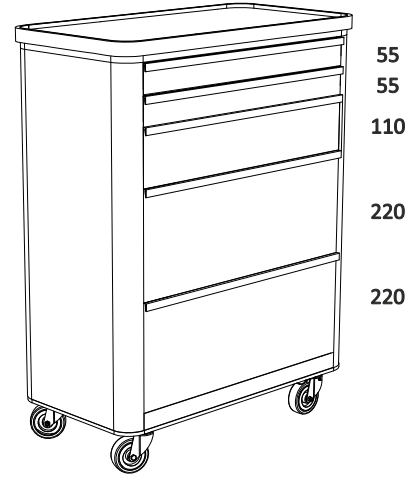
SERIE 117 STANDARD



L x A x H		
117 0	49,8 Kg	640 x 360 x 915
accesorios / accessoires / accessories		
117 001	division / séparation / division C55	
117 002	division / séparation / division C110	



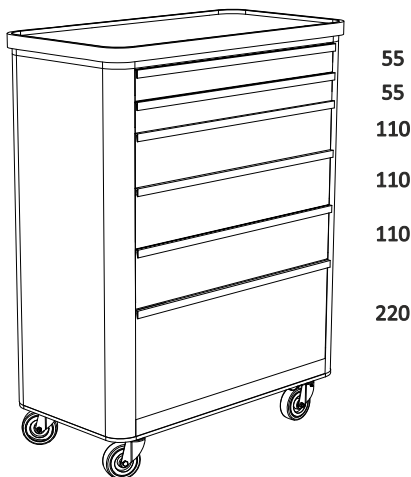
Carga total cajón repartida.
Charge totale tiroir répartie.
Distributed total load drawer.



L x A x H		
117 1	49,8 Kg	640 x 360 x 915
accesorios / accessoires / accessories		
117 001	division / séparation / division C55	
117 002	division / séparation / division C110	
117 003	division / séparation / division C220	



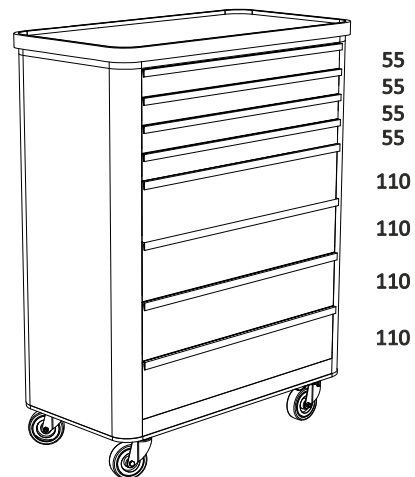
Carga total cajón repartida.
Charge totale tiroir répartie.
Distributed total load drawer.



L x A x H		
117 2	51 Kg	640 x 360 x 915
accesorios / accessoires / accessories		
117 001	division / séparation / division C55	
117 002	division / séparation / division C110	
117 003	division / séparation / division C220	



Carga total cajón repartida.
Charge totale tiroir répartie.
Distributed total load drawer.



L x A x H		
117 3	53,3 Kg	640 x 360 x 915
accesorios / accessoires / accessories		
117 001	division / séparation / division C55	
117 002	division / séparation / division C110	



Carga total cajón repartida.
Charge totale tiroir répartie.
Distributed total load drawer.

SERIE M 7 ref. 122 M 7 / 135 M 7

Carro para taller de alta resistencia.
 Servante d'atelier de haute résistance.
 Heavy duty workshop trolley.



Cierre centralizado con llave y superficie superior antideslizante. Pirelli 14mm.
 Verrouillage centralisé avec clé et Surface supérieure antidérapante. Pirelli 14mm.
 Central locking with key and Nonslip top surface. Pirelli 14mm.



Sistema antivuelco.
 Système anti-renversement.
 Anti-roll system.



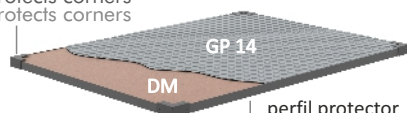
RUEDAS ROUES WHEELS

Ø 150 mm
 H 188 mm

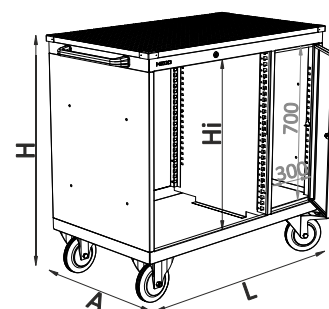


ENCIMERA PLAN DE TRAVAIL WORKSTOP

protege esquinas
 protects corners
 protects corners

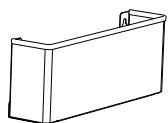


perfil protector
 profil de protection
 protective profile




ACCESORIOS ACCESSOIRES ACCESSORIES

122 2 M 01
 405x85x145



Portaesprais.
 Porte-sprays.
 Sprays-holder.

122 2 M 02
 405X60X235



Portadocumentos.
 Porte-documents.
 Document-holder.


		L x A x H (mm)	Hi (mm)
122 M 7	170 Kg	1020X600X1040	700
135 M 7	137,5 Kg	825X600X1040	700

- e** 1 mm estructura châssis / frame
- e** 1,2 mm cajones tiroirs / drawers
- e** 0,6 mm puertas portes / doors

i Dos cierres y una sola llave.
 Deux fermetures et une unique clé.
 Two closings with only one key.

i Composición estándar con 7 cajones / Composición a medida (ver. PAG. 46).
 Composition standard avec 7 tiroirs / Composition sur mesure (voir. PAGE. 46).
 Standard composition with 7 draws / Customized composition (see. PAGE. 46).

SERIE M STANDARD

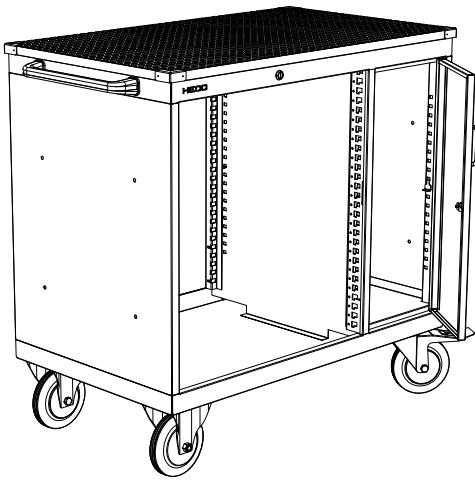


122 M 7	170 Kg		cajones/tiroirs/drawers 3x 122 S100 C75 2x 122 S100 C100 1x 122 S100 C125 1x 122 S100 C150
---------	--------	--	--

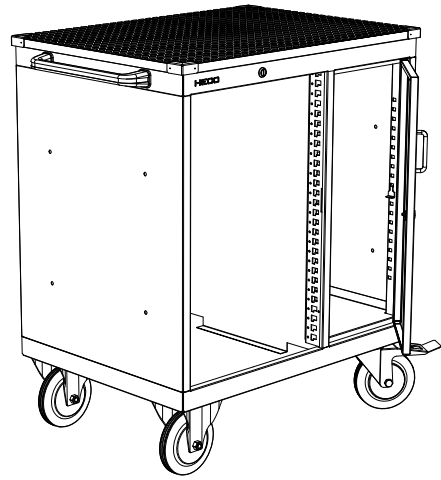


135 M 7	137,5 Kg		cajones/tiroirs/drawers 3x 135 S100 C75 2x 135 S100 C100 1x 135 S100 C125 1x 135 S100 C150
---------	----------	--	--

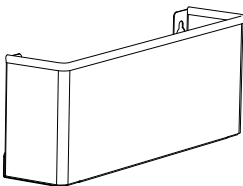
SERIE M COMPONENTES COMPOSANTS / COMPONENTS




122 M	114 Kg	L x A x H 1020 x 600 x 1010
-------	--------	--------------------------------



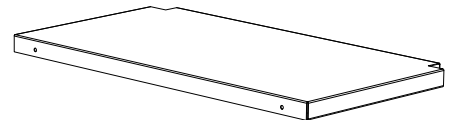
135 M	95 Kg	L x A x H 825 x 600 x 1010
-------	-------	-------------------------------



122 2 M 01	1,08 Kg	L x A x H 405x85x145
------------	---------	-------------------------



122 2 M 02	1,17 Kg	L x A x H 405x60x235
------------	---------	-------------------------




122 M BG	1,56 Kg	L x A x H 301x566x25
----------	---------	-------------------------

SERIE 147 ref. 147 2

Carro de taller con bandejas y apertura total de la encimera.
 Servante avec plateaux et ouverture totale du plan de travail.
 Workshop trolley with trays and complete worktop opening.

GS    
 240

Superficie superior antideslizante.
 Surface supérieure antidérapante.
 Nonslip top surface.




Compuesto por dos cajones ambi extraíbles.
 Composé par deux tiroirs ambi-amovibles.
 Composed by two removable drawers.

RUEDAS ROUES WHEELS


Ruedas de goma (Ø100mm).
 Roues en caoutchouc (Ø100mm).
 Rubber wheels (Ø100mm).

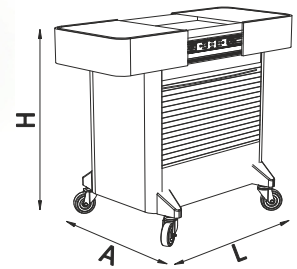


CAJÓN TIROIR DRAWER




 
 15

 Incluye tres divisiones por cajón.
 Trois séparations inclus par tiroir.
 Included three divisions in the drawer.

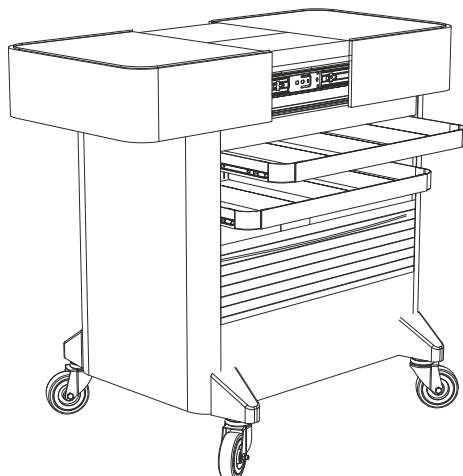



147 2	53,04 Kg	L x A x H (mm) 750x420x900
-------	----------	-------------------------------

 1 mm


 Cierre centralizado con persiana.
 Fermeture centralisée avec rideau.
 Centralized closing with shutter.

SERIE 147 STANDARD




 Carga total carro repartida.
 Charge totale servante répartie.
 Distributed total load trolley.
 240

ENCIMERAS PLAN DE TRAVAIL / WORKTOP



147 2	53,04 Kg	L x A x H 750 x 420 x 900
-------	----------	------------------------------


 Carga total por cajón repartida.
 Charge totale par tiroir répartie.
 Distributed total load drawer.
 15

SERIE 148 ref. 148 5 / 148 6 / 148 7 / 148 8 / 148 9

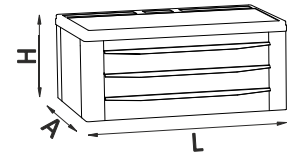



Carro de trabajo robusto, multicajones con accesorios opcionales.
Servante d'atelier robuste, multi tiroirs et accessoires optionnels.
Robust workshop trolley, multi-drawers and optional accessories.

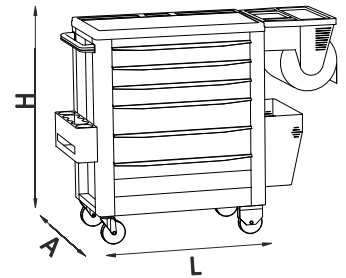
Encimera ABS.
Plan de travail ABS.
Worktop ABS.



Sistema antivuelco.
Système anti-renversement.
Anti-roll system.



148 C 3




RUEDAS ROUES WHEELS

Ø 100 mm



CAJÓN TIROIR DRAWER



Incluye dos divisiones por cajón.
Deux séparations inclus par tiroir.
Included two divisions in the drawer.

	L x A x H (mm)	Hi (mm)
148 5	720x440x900	614
148 6	720x440x900	606
148 7	720x440x915	606
148 8	720x440x1000	688
148 9	720x440x1000	684

	L x A x H (mm)	Hi (mm)
148 C 3	720x440x470	350
148 C 4	720x440x470	350

e 1 mm estructura châssis / frame

e 0,8 mm cajones tiroirs / drawers



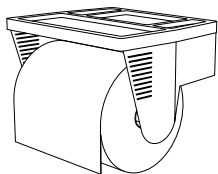
Cierre centralizado con llave.
Fermeture centralisée à clé.
Key centralized closing.



Se puede configurar con 148 C3 (+ 3 cajones) o 148 C4 (+ 4 cajones).
Configuration avec 148 C3 (+ 3 tiroirs) ou 148 C4 (+ 4 tiroirs).
Can be configured with 148 C3 (+ 3 drawers) or 148 C4 (+ 4 drawers).

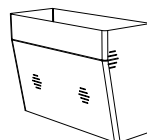
ACCESORIOS ACCESSOIRES ACCESSORIES

149 0 01



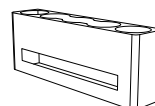
Portarollos.
Porte-rouleau.
Roll-holder.

149 0 02



Papelera.
Poubelle.
Garbage can.

149 0 03



Portaesprais.
Porte-sprays.
Spray-holder.

149 0 04



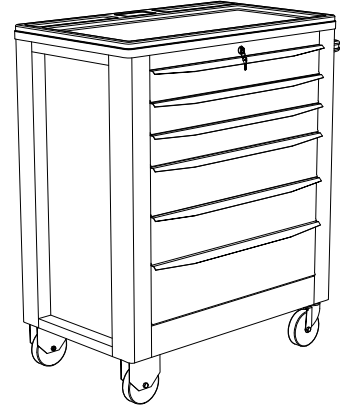
A s a .
Poignée.
Handle.

SERIE 148 STANDARD



L x A x H		
148 5	56 Kg	720 x 440x 900

cajones/tiroirs/drawers		
148 5	GT	3x 148 T100 C76 1x 148 T100 C116 1x 148 T100 C270




L x A x H		
148 6	58 Kg	720 x 440x 900

cajones/tiroirs/drawers		
148 6	GT	3x 148 T100 C76 2x 148 T100 C116 1x 148 T100 C146



L x A x H		
148 7	62 Kg	720 x 440x 915

cajones/tiroirs/drawers		
148 7	GT	5x 148 T100 C76 1x 148 T100 C110 1x 148 T100 C116



L x A x H		
148 8	66 Kg	720 x 440x 1000

cajones/tiroirs/drawers		
148 8	GT	6x 148 T100 C76 2x 148 T100 C116



L x A x H		
148 9	70 Kg	720 x 440x 1000

cajones/tiroirs/drawers		
148 9	GT	9x 148 T100 C76



Carga total por cajón repartida.
Charge totale par tiroir répartie.
Distributed total load drawer.

SERIE 148 8 STANDARD



		L x A x H
148 8 800	70 Kg	720 x 440x 1000
		cajones/tiroirs/drawers
148 8 800	GT	6x 148 T100 C76 2x 148 T100 C116



40
Carga total por cajón repartida.
Charge totale par tiroir répartie.
Distributed total load drawer.



Especial para chapistas.
Spécial pour tôliers.
Special for sheet metal workers.



Herramientas no incluidas.
Outils non fournis.
Tools not supplied.

CAJONES TIROIRS / DRAWERS



C76



C76



C76



C76



C76



C76

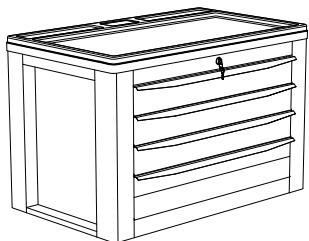
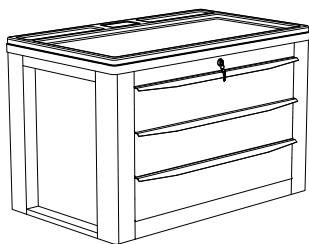


C116



C116

SERIE 148 C STANDARD



		L x A x H
148 C 3	34 Kg	720 x 440x 470
		cajones/tiroirs/drawers
148 C 3	GT	3x 148 S100 C116

		L x A x H
148 C 4	38 Kg	720 x 440x 470
		cajones/tiroirs/drawers
148 C 4	GT	3x 148 S100 C76 1x 148 S100 C116



Incluye dos divisiones por cajón.
Deux séparations inclus par tiroir.
Included two divisions in the drawer.



Carga total por cajón repartida.
Charge totale par tiroir répartie.
Distributed total load drawer.

COMPOSICION
COMPOSITION
COMPOSITION



SERIE 149 ref. 149 1

Carro de trabajo con cajones y bandejas. Varios accesorios disponibles.
 Servante d'atelier avec tiroirs et plateaux. Plusieurs accessoires disponibles.
 Workshop trolley with drawers and trays. Several accessories available.




RUEDAS ROUES WHEELS

Ø 100 mm



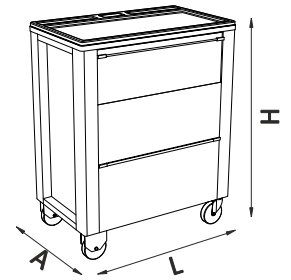
CAJÓN TIROIR DRAWER



Incluye dos divisiones por cajón.
 Deux séparations inclus par tiroir.
 Included two divisions in the drawer.



15



		L x A x H (mm)
149 1	50 Kg	720x440x900

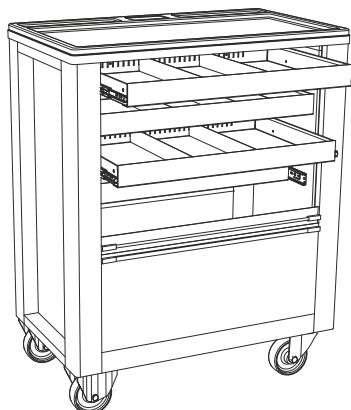
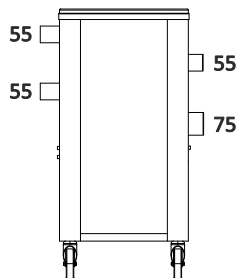
e 1 mm estructura châssis / frame

e 0,8 mm cajones tiroirs / drawers



Cierre centralizado con persiana.
 Fermeture centralisée avec rideau.
 Centralized closing with shutter.

SERIE 149 STANDARD



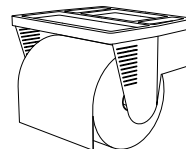
		L x A x H
149 1	50 Kg	720 x 440x 900
		cajones / tiroirs / drawers
149 1		3x C55 + 1x C75
		4 ambi extraibles 4 amovible / 4 detachable



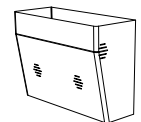
15

Carga total por cajón repartida.
 Charge totale par tiroir répartie.
 Distributed total load drawer.

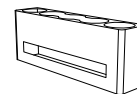
SERIE 148-149 ACCESORIOS ACCESSOIRES ACCESSORIES



149 0 01 3,5 Kg




149 0 02 2 Kg



149 0 03 1,2 Kg



149 0 04 1 Kg



149 0 05



149 0 06



149 0 07



149 0 08



149 0 09

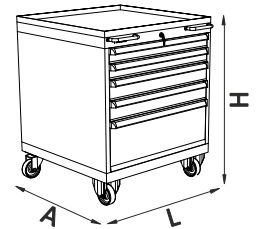

SERIE 115 M/119 M/135 M ref. 115 1 M / 119 1 M / 135 0 M / 135 1 M

Carro de trabajo con cajones. Sistema antivuelco.
Servante d'atelier avec tiroirs. Système anti-renversement.
Workshop trolley with drawers. Anti-Roll system.



1000

Goma sintética estriada.
Coutchouc synthétique strié.
Synthetic rubber striated.



RUEDAS ROUES WHEELS

Ruedas de nylon de Ø100 mm.
Roues en nylon Ø100 mm.
Nylon wheels Ø100 mm.



		L x A x H (mm)
115 1 M	112 Kg	714x707x885
119 1 M	132 Kg	1020x707x885
135 0 M	63 Kg	515x600x810
135 1 M	75 Kg	515x600x885

CAJÓN TIROIR DRAWER



Según serie.
Selon série.
According to series.

e 1 mm

e 2 mm soporte ruedas support roues / support wheels

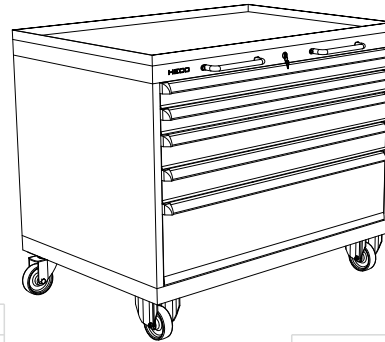
i Cierre centralizado. Sistema antivuelco.
Fermeture centralisée. Système anti-renversement.
Centralized closing. Anti-roll system.

SERIE 115 / 119 / 135 STANDARD



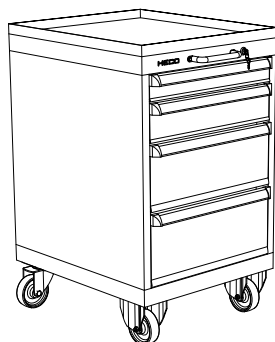
L x A x H		
115 1 M	112 Kg	714 x 707x 885

cajones/tiroirs/drawers		
115 1 M		2x 115 S100 C75 2x 115 S100 C100 1x 115 S100 C250



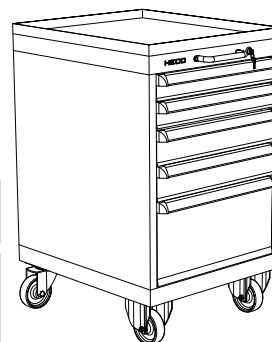
L x A x H		
119 1 M	132 Kg	1020x 707x 885

cajones/tiroirs/drawers		
119 1 M		2x 119 S100 C75 2x 119 S100 C100 1x 119 S100 C250



L x A x H		
135 0 M	63 Kg	515 x 600x 810

cajones/tiroirs/drawers		
135 0 M		1x 135 S100 C75 1x 135 S100 C100 1x 135 S100 C150 1x 135 S100 C200



L x A x H		
135 1 M	75 Kg	515x 600x 885

cajones/tiroirs/drawers		
135 1 M		2x 135 S100 C75 2x 135 S100 C100 1x 135 S100 C250

SERIE 151

new

Carro de trabajo con cajones diferentes modelos a escoger según las necesidades.
 Servante d'atelier avec tiroirs différents modèles à choisir en fonction des besoins.
 Workshop trolley with drawers different versions to be chosen according to the needs.





 200
 160





Panel porta cubetas.
 Panneau por bacs à bec.
 Tray supports panel.



Panel perforado.
 Panneau perforé.
 Perforated panel.



Goma sintética estriada.
 Coutchouc synthétique strié.
 Synthetic rubber striated.



RUEDAS ROUES WHEELS

Ø 85 mm
 H 105 mm



RUEDAS ROUES WHEELS

Ø 50 mm
 H 70 mm








151 8


CAJÓN TIROIR DRAWER



 RAL 7016
 RAL 3020

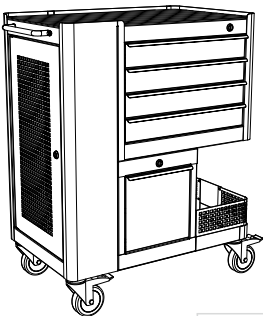
-  1 mm estructura châssis / frame
-  0,8 mm cajones tiroirs / drawers
-  0,6 mm puertas portes / doors
-  1,2 mm panel panneau / panel

 Los cajones no incluyen divisiones.
 Les tiroirs n'inclus pas les séparations.
 Divisions for drawers no included.

 Cierre centralizado con llave.
 Verrouillage central avec clé.
 Central locking with key.

SERIE 151 1 STANDARD

 200

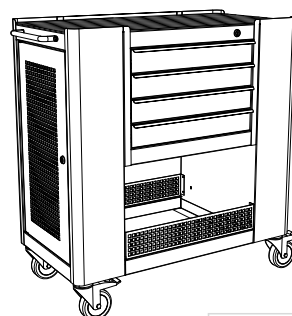


 56 L
 0,73 m²

		L x A x H	
151 1	55,70 Kg	700 x 450 x 925	
		cajones/tiroirs/drawers	panel/panneau/panel
GT	25	4x 151 T125 C75 1x 151 T125 C245	1u. 395x22x535
		ruedas/roues/wheels	Ø 85 mm H 105 mm

SERIE 151 2 STANDARD

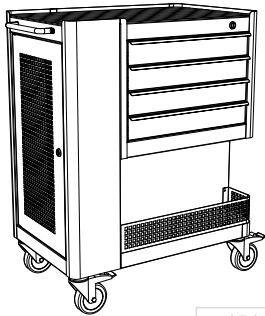
 200



 45 L
 0,65 m²

		L x A x H	
151 2	59 Kg	850 x 450 x 925	
		cajones/tiroirs/drawers	panel/panneau/panel
GT	25	4x 151 T125 C75	2u. 395x22x535
		ruedas/roues/wheels	Ø 85 mm H 105 mm

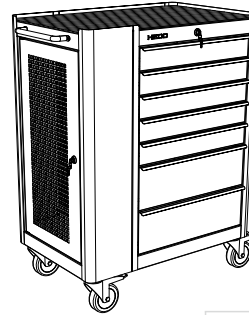
SERIE 151 3 STANDARD



60 L
0,77 m²

L x A x H		
151 3	55,30 Kg	700 x 450 x 925
cajones/tiroirs/drawers		panel/panneau/panel
GT 25	4x 151 T125 C75 1x 151 T125 C245	1u. 395x22x535
ruedas/roues/wheels		Ø 85 mm H 105 mm


SERIE 151 4 STANDARD



99 L
1,07 m²

L x A x H		
151 4	58,93 Kg	700 x 450 x 935
cajones/tiroirs/drawers		panel/panneau/panel
GT 25	5x 151 T125 C75 2x 151 T125 C150	1u. 395x22x535
ruedas/roues/wheels		Ø 85 mm H 105 mm

SERIE 151 5 STANDARD



99 L
1,07 m²

L x A x H		
151 5	43,97 Kg	555 x 450 x 935
cajones/tiroirs/drawers		panel/panneau/panel
GT 25	5x 151 T125 C75 2x 151 T125 C245	---
ruedas/roues/wheels		Ø 85 mm H 105 mm

SERIE 151 6 STANDARD



131 L
1,4 m²

L x A x H		
151 6	50,36 Kg	700 x 450 x 935
cajones/tiroirs/drawers		panel/panneau/panel
GT 25	5x 151 T125 C75 2x 151 T125 C150	---
ruedas/roues/wheels		Ø 85 mm H 105 mm

SERIE 151 7 STANDARD



77 L
0,92 m²

L x A x H		
151 7	42,41 Kg	555 x 450 x 785
cajones/tiroirs/drawers		panel/panneau/panel
GT 25	5x 151 T125 C75 1x 151 T125 C245	---
ruedas/roues/wheels		Ø 85 mm H 105 mm

SERIE 151 8 STANDARD




45 L
0,65 m²

L x A x H		
151 8	24,68 Kg	370 x 450 x 570
cajones/tiroirs/drawers		panel/panneau/panel
GT 25	3x 151 T125 C75 1x 151 T125 C150	---
ruedas/roues/wheels		Ø 50 mm H 70 mm

PANNEAUX MOBILES

MOBILE PANELS




FR

- Panneaux perforés: épaisseur 15/10 mm.
- Panneau bacs à bec: épaisseur 12/10 mm.
- Châssis: Tôle 15/10 mm.
- Double poignée latérale pour faciliter le transport.
- Roues en caoutchouc.
- Couleur standard bleu martelé possibilité teintes en option.

EN

- Perforated panels: 1,5 mm metal sheet.
- Tray-holder panels: 1,2 metal sheet.
- Frame: 1 mm metal sheet.
- Handle on each side for easy transport.
- Rubber wheels.
- Standard colour hammered blue possibility optional colours.

PANELES MÓVILES




ES

- Panel perforado: chapa 1,5 mm.
- Panel porta cubetas: chapa 1,2 mm.
- Armazón: chapa 1 mm.
- Asa en cada lateral para facilitar el transporte.
- Ruedas de goma.
- Color estándar azul martelé posibilidad colores en opción.

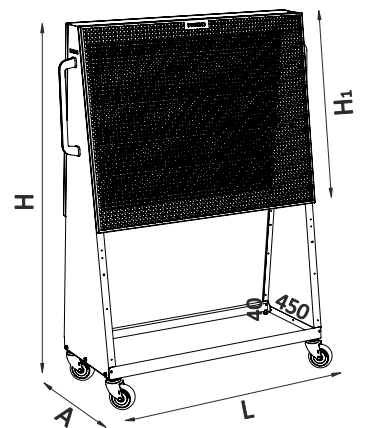


SERIE 145 ref. 145 10 R

Panel perforado doble cara con ruedas.
 Panneau perforé double face avec roues.
 Double-side perforated panel with wheels.



Panel perforado.
 Panneau perforé.
 Perforated panel.



RUEDAS ROUES WHEELS

Ruedas de goma (Ø100mm).
 Roues en caoutchouc (Ø100mm).
 Rubber wheels (Ø100mm).



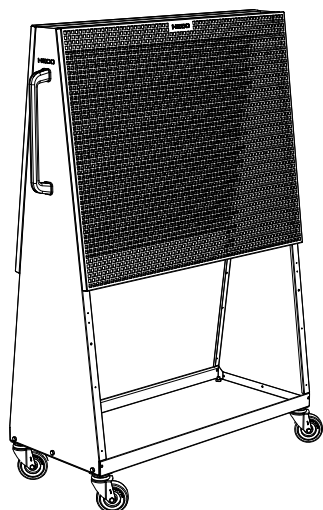
		L x A x H (mm)	H ₁ (mm)
145 10 R	33 Kg	1000x450x1500	800

e 1 mm

i Montaje con tornillos (se entrega desmontado).
 Montage avec vis (livraison démonté).
 Screw assembly (supplied disassembled).

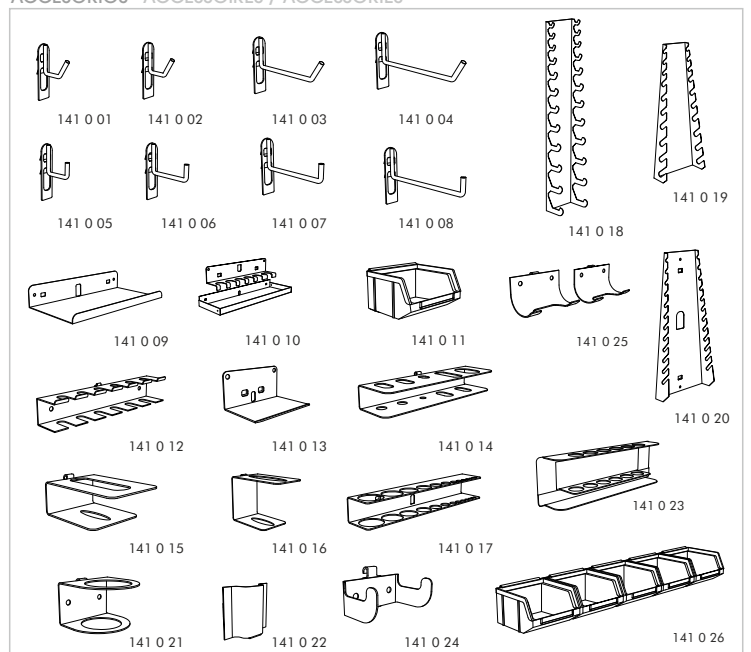
e ACCESORIOS. Ver PAG. 283.
 ACCESSOIRES. Voir PAG. 283.
 ACCESSORIES. See PAG. 283.

SERIE 145 STANDARD



		LxAxH
145 10 R	33 Kg	1000x450x1500

ACCESORIOS ACCESSOIRES / ACCESSORIES




SERIE V

ref. V- CONT 45 / V-CONT 50

Panel portacubetas doble cara con ruedas.
Panneau porte bacs a bec double face avec roues.
Double-side tray-holder panel with wheels.

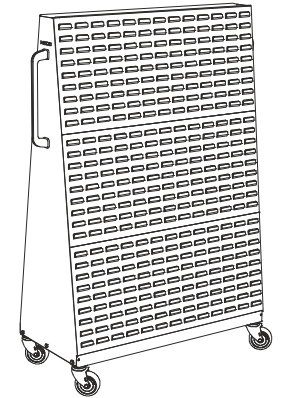


400

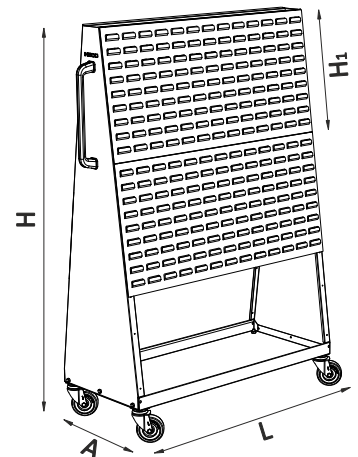


Panel porta cubetas.
Panneau pour bacs à bec.
Tray-holder panel.

SERIE V-CONT 45 H



SERIE V-CONT 50 H



RUEDAS ROUES WHEELS

Ruedas de goma (Ø100mm).
Roues en caoutchouc (Ø100mm).
Rubber wheels (Ø100mm).

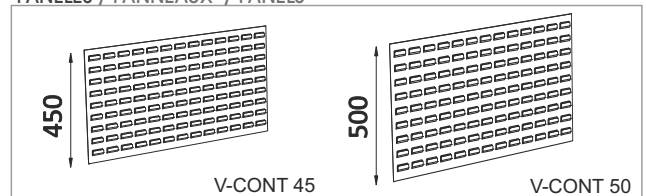


Montaje con tornillos (se entrega desmontado).
Montage avec vis (livraison démonté).
Screw assembly (supplied disassembled).

		L x A x H (mm)	H ₁ (mm)
V-CONT 45 H	39,7 Kg	1000x450x1500	450
V-CONT 50 H	39,7 Kg	1000x450x1500	500

e 1 mm

PANELES / PANNEAUX / PANELS



INFO

cubetas bacs à bec / trays

SERIE V-CONT 45 H

	V-BULL 1	V-BULL 2	V-BULL 3
V-CONT 45 H 1	384	-	-
V-CONT 45 H 2	-	192	-
V-CONT 45 H 3	-	-	108
V-CONT 45 H 4	128	64	36


SERIE V-CONT 50 H

	V-BULL 1	V-BULL 2	V-BULL 3
V-CONT 50 H 1	16	32	36
V-CONT 50 H 2	32	16	36
V-CONT 50 H 3	-	48	36




V-BULL

SERIE V-CONT 50 H STANDARD




		L x A x H
V-CONT 50 H	39,7 Kg	1000 x 450 x 1500




		L x A x H
V-CONT 50 H 1	65,7 Kg	1000 x 450 x 1500

capacidad / capacité / capacity		
V-BULL 1	16 cubetas / 16 bacs à bec / 16 trays	
V-BULL 2	32 cubetas / 32 bacs à bec / 32 trays	
V-BULL 3	36 cubetas / 36 bacs à bec / 36 trays	



		L x A x H
V-CONT 50 H 2	62,7 Kg	1000 x 450 x 1500

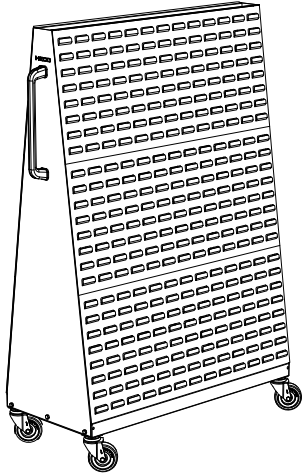
capacidad / capacité / capacity	
V-BULL 1	32 cubetas / 32 bacs à bec / 32 trays
V-BULL 2	16 cubetas / 16 bacs à bec / 16 trays
V-BULL 3	36 cubetas / 36 bacs à bec / 36 trays



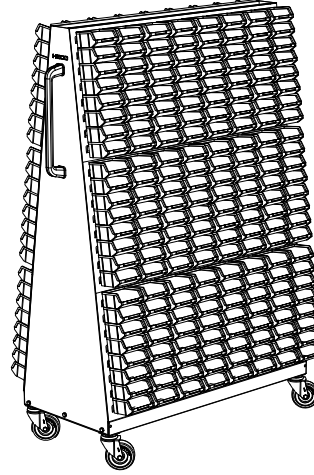
		L x A x H
V-CONT 50 H 3	71,10 Kg	1000 x 450 x 1500

capacidad / capacité / capacity	
V-BULL 2	48 cubetas / 48 bacs à bec / 48 trays
V-BULL 3	36 cubetas / 36 bacs à bec / 36 trays

SERIE V-CONT 45 H STANDARD

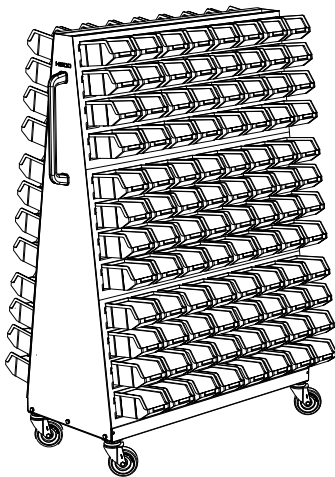


		L x A x H
V-CONT 45 H	39,7 Kg	1000 x 450 x 1500




		L x A x H
V-CONT 45 H 1	71,5 Kg	1000 x 450 x 1500

capacidad / capacité / capacity		
V-BULL 1	384 cubetas / 384 bacs à bec / 384 trays	



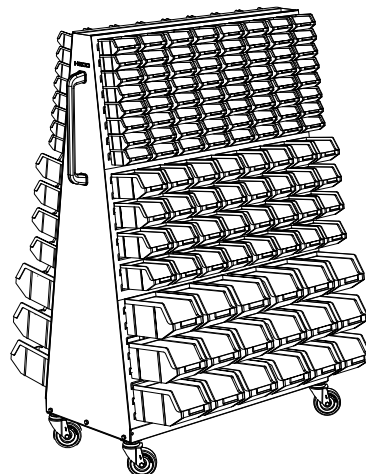
		L x A x H
V-CONT 45 H 2	75,2 Kg	1000 x 450 x 1500

capacidad / capacité / capacity		
V-BULL 2	192 cubetas / 192 bacs à bec / 192 trays	



		L x A x H
V-CONT 45 H 3	78 Kg	1000 x 450 x 1500

capacidad / capacité / capacity		
V-BULL 3	108 cubetas / 108 bacs à bec / 108 trays	



		L x A x H
V-CONT 45 H 4	75 Kg	1000 x 450 x 1500

capacidad / capacité / capacity		
V-BULL 1	128 cubetas / 128 boîtes / 128 trays	
V-BULL 2	64 cubetas / 64 boîtes / 64 trays	
V-BULL 3	36 cubetas / 36 boîtes / 36 trays	

ETABLIS

WORKBENCHES




FR

- Établis ergonomique et confortable.
- Disponibles avec/sans roues.
- Disponibles avec/sans pieds réglables (en hauteur).
- Préparé pour le montage de 1 à 3 tiroirs (selon modèle).
- Plan de travail disponibles: galvanisée/ peint /châtaigner / MDF .
- Couleur standard bleu martelé possibilité teintes en option.

EN

- Ergonomic and comfortable workbenches.
- Available with /without wheels.
- Available with/without adjustable legs (height).
- Prepared to add 1 to 3 drawers (according to model).
- Available worktops: galvanized/painted metal sheet/chestnut wood/MDF board.
- Standard colour hammered blue possibility optional colours.

BANCOS DE TRABAJO



ES

- Bancos de trabajo ergonómicos y confortables.
- Disponibles con/sin ruedas.
- Disponibles con/sin patas graduables (en altura).
- Preparados para la fijación de 1 a 3 cajones (según modelo).
- Encimeras disponibles: chapa galvanizada/chapa pintada, madera de castaño/tablero de DM.
- Color estándar azul martelé posibilidad colores en opción.



SERIE 111 ref. 111 10 / 111 15 / 111 20

Banco de trabajo modular.
Établis modulaire.
Modular workbench.




SERIE 111 20

SERIE 111 15

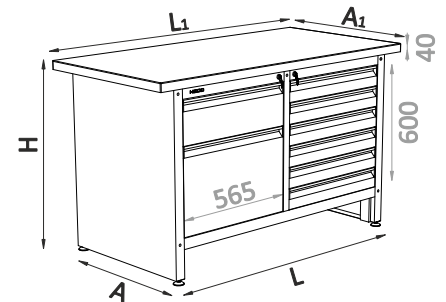
SERIE 111 10



OPCIONAL OPTION OPTION



PIES PIEDS STANDS



		L x A x H (mm)	L1 x A1 (mm)
111 10	100 Kg	685x730x895	1000x750
111 15	109 Kg	1320x730x895	1500x750
111 20	133,5 Kg	1945x730x895	2000x750

Cierre centralizado.
Fermeture centralisée.
Centralized closing.

Plazo de entrega 10 días laborables.
Délai de livraison 10 jours ouvrables.
Delivery time 10 working days.

2 mm estructura chasis / frame
encimera plan de trabajo / worktop

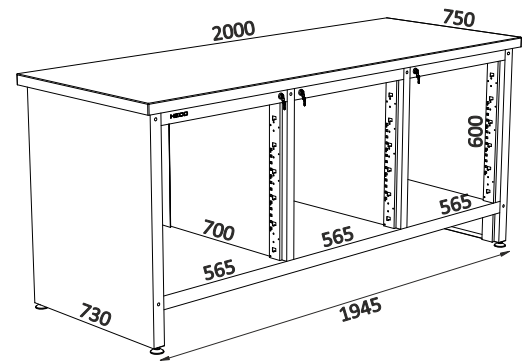
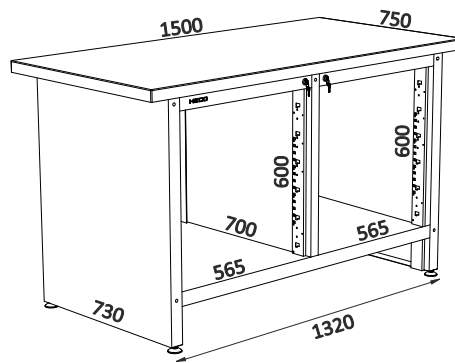
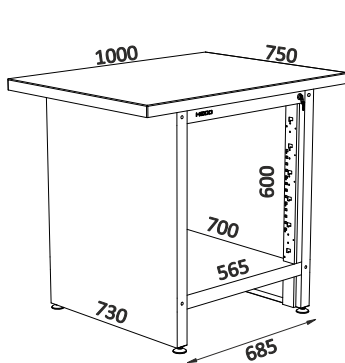
1 mm cajones tiroirs / drawers

0,6 mm puertas portes / doors

SERIE 111 STANDARD



Carga total repartida.
Charge totale répartie.
Total distributed load.



		L x A x H
111 10	100 Kg	1000x750x895
111 10 C	95 Kg	1000x750x895

		L x A x H
111 15	109 Kg	1500x750x895
111 15 C	102 Kg	1500x750x895

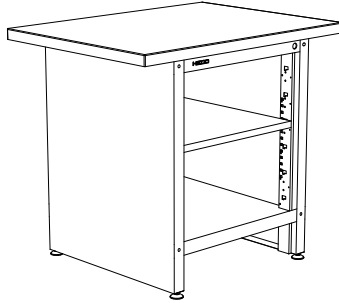
		L x A x H
111 20	133,5 Kg	2000x750x895
111 20 C	124,5 Kg	2000x750x895

SERIE 111 10 STANDARD



1000

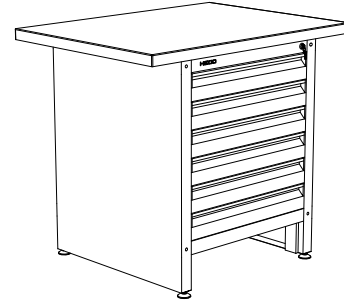
Carga total repartida.
Charge totale répartie.
Total distributed load.



		L x A x H
111 10 01	104 Kg	1000x750x895
111 10 01 C	99 Kg	1000x750x895


accesorios / accessoires / accessories

111 BG bandeja / plateau / tray



		L x A x H
111 10 02	145 Kg	1000x750x895
111 10 02 C	140 Kg	1000x750x895

accesorios / accessoires / accessories

6x 111 C 100 cajones / tiroirs / drawers 



		L x A x H
111 10 03	127 Kg	1000x750x895
111 10 03 C	122 Kg	1000x750x895

accesorios / accessoires / accessories

3x 111 C 200 cajones / tiroirs / drawers 



		L x A x H
111 10 04	104 Kg	1000x750x895
111 10 04 C	99 Kg	1000x750x895

accesorios / accessoires / accessories

111 PG I puerta / porte / door


accesorios opcionales / accessoires optionnels / optional accessories

111 BG I bandeja / plateau / tray



		L x A x H
111 10 05	112 Kg	1000x750x895
111 10 05 C	107 Kg	1000x750x895

accesorios / accessoires / accessories

111 C 200 cajón / tiroir / drawer 

111 PP I puerta / porte / door

accesorios opcionales / accessoires optionnels / optional accessories

111 BG I bandeja / plateau / tray



		L x A x H
111 10 06	118 Kg	1000x750x895
111 10 06 C	113 Kg	1000x750x895

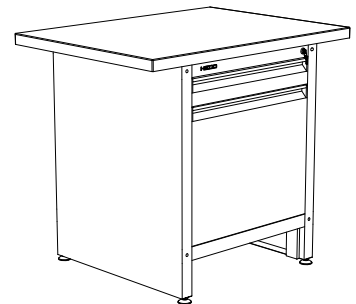
accesorios / accessoires / accessories

2x 111 C 100 cajones / tiroirs / drawers 

111 PP I puerta / porte / door

accesorios opcionales / accessoires optionnels / optional accessories

111 BG I bandeja / plateau / tray



		L x A x H
111 10 07	111 Kg	1000x750x895
111 10 07 C	106 Kg	1000x750x895

accesorios / accessoires / accessories

111 C 100 cajón / tiroir / drawer 

111 PM I puerta / porte / door

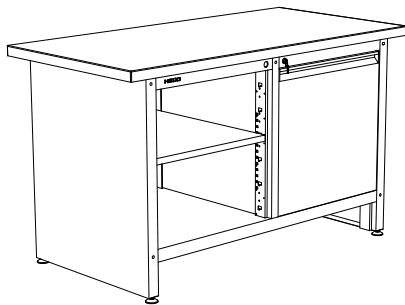
accesorios opcionales / accessoires optionnels / optional accessories

111 BG I bandeja / plateau / tray



Carga total repartida.
Charge totale répartie.
Total distributed load.

1000



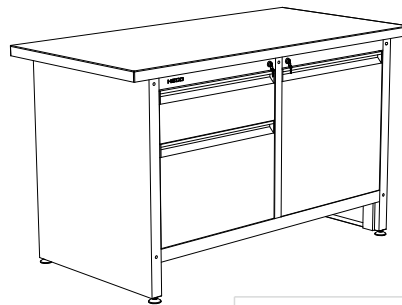
L x A x H		
111 15 01	117 Kg	1500x750x895
111 15 01 C	110 Kg	1500x750x895

accesorios / accessoires / accessories

111 BG I	estanteria / étagère / shelf
111 PG D	puerta / porte / door

accesorios opcionales / accessoires optionnels / optional accessories

111 BGCD bandeja / plateau / tray



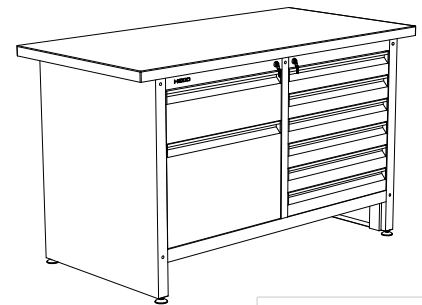
L x A x H		
111 15 02	125 Kg	1500x750x895
111 15 02 C	118 Kg	1500x750x895

accesorios / accessoires / accessories

111 C 200	cajón/ tiroir /drawer		
111 PP I	puerta / porte / door		
111 PG D	puerta / porte / door		

accesorios opcionales / accessoires optionnels / optional accessories

111 BGCD bandeja / plateau / tray



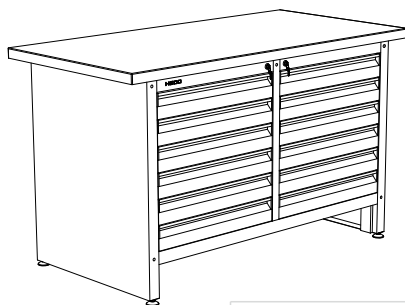
L x A x H		
111 15 03	166 Kg	1500x750x895
111 15 03 C	159 Kg	1500x750x895

accesorios / accessoires / accessories

111 C 200	cajón / tiroir /drawer		
111 PP I	puerta / porte / door		
6x 111 C 100	cajón / tiroir /drawer		

accesorios opcionales / accessoires optionnels / optional accessories

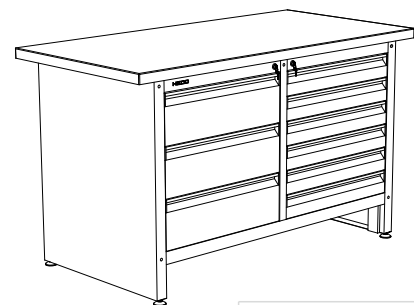
111 BGCD bandeja / plateau / tray



L x A x H		
111 15 04	199 Kg	1500x750x895
111 15 04 C	192 Kg	1500x750x895

accesorios / accessoires / accessories

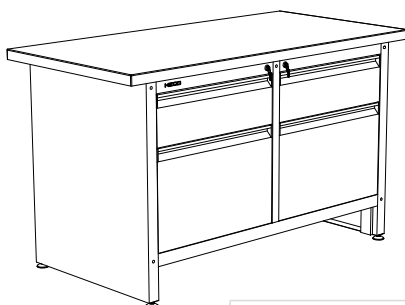
6x 111 C 100	cajones / tiroirs /drawers		
6x 111 C 100	cajones / tiroirs /drawers		



L x A x H		
111 15 05	181 Kg	1500x750x895
111 15 05 C	174 Kg	1500x750x895

accesorios / accessoires / accessories

3x 111 C 200	cajones / tiroirs /drawers		
6x 111 C 100	cajones / tiroirs /drawers		



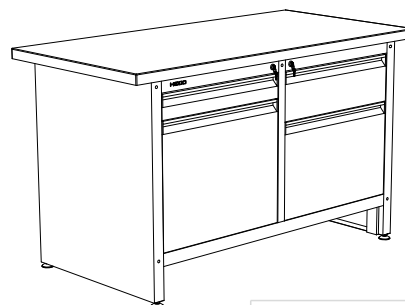
L x A x H		
111 15 06	130 Kg	1500x750x895
111 15 06 C	123 Kg	1500x750x895

accesorios / accessoires / accessories

111 C 200	cajón / tiroir /drawer		
111 PP I	puerta / porte / door		
111 C 200	cajón / tiroir /drawer		
111 PP D	puerta / porte / door		

accesorios opcionales / accessoires optionnels / optional accessories

111 BGI-BGCD bandeja / plateau / tray



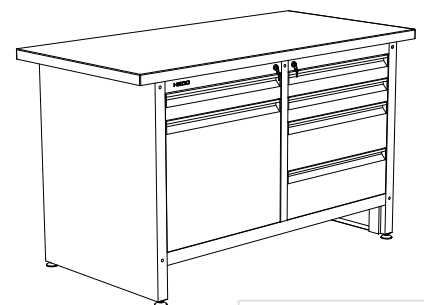
L x A x H		
111 15 07	132 Kg	1500x750x895
111 15 07 C	125 Kg	1500x750x895

accesorios / accessoires / accessories

111 C 100	cajón / tiroir /drawer		
111 PM I	puerta / porte / door		
111 C 200	cajón / tiroir /drawer		
111 PP D	puerta / porte / door		

accesorios opcionales / accessoires optionnels / optional accessories

111 BGI-BGCD bandeja / plateau / tray



L x A x H		
111 15 08	153 Kg	1500x750x895
111 15 08 C	146 Kg	1500x750x895

accesorios / accessoires / accessories

111 C 100	cajón / tiroir /drawer		
111 PM I	puerta / porte / door		
3x 111 C 100	cajones / tiroirs /drawers		
2x 111 C 200	cajones / tiroirs /drawers		

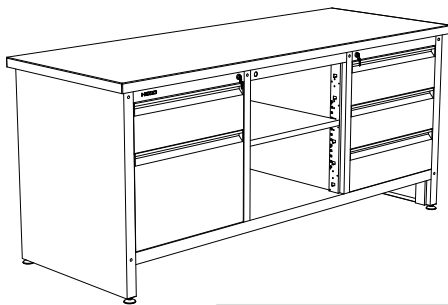
accesorios opcionales / accessoires optionnels / optional accessories

111 BGCD bandeja / plateau / tray

SERIE 111 20 STANDARD



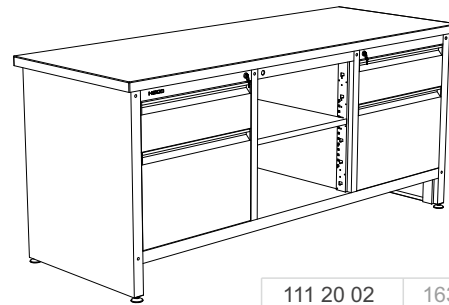
Carga total repartida.
Charge totale répartie.
Total distributed load.



L x A x H		
111 20 01	177 Kg	2000x750x895
111 20 01 C	168 Kg	2000x750x895

accesorios / accessoires / accessories		
111 C 200	cajón / tiroir / drawer	
111 PP I	puerta / porte / door	
111 BGCD	estanteria / étagère / shelf	
3x 111 C 200	cajones / tiroirs / drawers	

accesorios opcionales / accessoires optionnels / optional accessories		
111 BGI	bandeja / plateau / tray	



L x A x H		
111 20 02	163 Kg	2000x750x895
111 20 02 C	154 Kg	2000x750x895

accesorios / accessoires / accessories		
111 C 200	cajón / tiroir / drawer	
111 PP I	puerta / porte / door	
111 BGCD	estanteria / étagère / shelf	
111 C 200	cajón / tiroir / drawer	
111 PP D	puerta / porte / door	

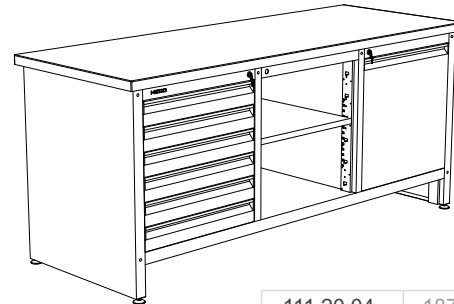
accesorios opcionales / accessoires optionnels / optional accessories		
111 BGI-BGCD	bandeja / plateau / tray	



L x A x H		
111 20 03	154 Kg	2000x750x895
111 20 03 C	145 Kg	2000x750x895

accesorios / accessoires / accessories		
111 C 200	cajón / tiroir / drawer	
111 PP I	puerta / porte / door	
111 BGCD	estanteria / étagère / shelf	
111 PG D	puerta / porte / door	

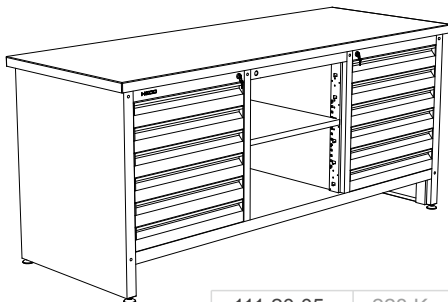
accesorios opcionales / accessoires optionnels / optional accessories		
111 BGI-BGCD	bandeja / plateau / tray	



L x A x H		
111 20 04	187 Kg	2000x750x895
111 20 04 C	178 Kg	2000x750x895

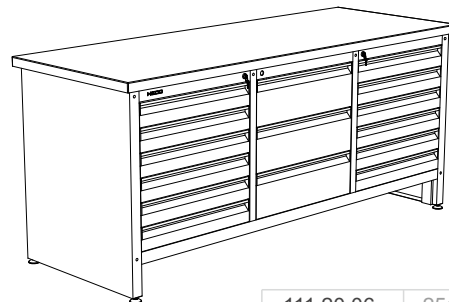
accesorios / accessoires / accessories		
6x 111 C 100	cajones / tiroirs / drawers	
111 BGCD	estanteria / étagère / shelf	
111 PG D	puerta / porte / door	

accesorios opcionales / accessoires optionnels / optional accessories		
111 BGCD	bandeja / plateau / tray	



L x A x H		
111 20 05	228 Kg	2000x750x895
111 20 05 C	219 Kg	2000x750x895

accesorios / accessoires / accessories		
6x 111 C 100	cajones / tiroirs / drawers	
111 BGCD	estanteria / étagère / shelf	
6x 111 C 100	cajones / tiroirs / drawers	



L x A x H		
111 20 06	251 Kg	2000x750x895
111 20 06 C	242 Kg	2000x750x895

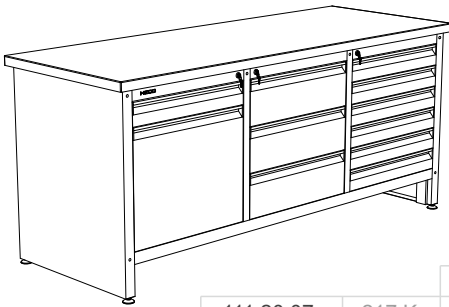
accesorios / accessoires / accessories		
6x 111 C 100	cajones / tiroirs / drawers	
3x 111 C 200	cajones / tiroirs / drawers	
6x 111 C 100	cajones / tiroirs / drawers	

SERIE 111 20 STANDARD



1000

Carga total repartida.
Charge totale répartie.
Total distributed load.



L x A x H		
111 20 07	217 Kg	2000x750x895
111 20 07 C	208 Kg	2000x750x895

accesorios / accessoires / accessories

111 C 100 cajón / tiroir / drawer

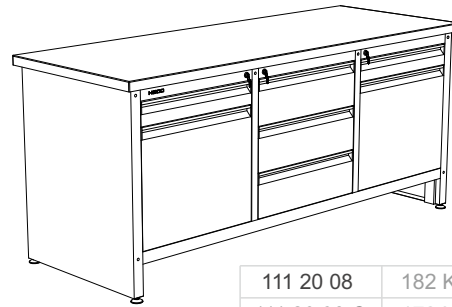
111 PM I puerta / porte / door

3x 111 C 200 cajones / tiroirs / drawers

6x 111 C 100 cajones / tiroirs / drawers

accesorios opcionales / accessoires optionnels / optional accessories

111 BG I bandeja / plateau / tray



L x A x H		
111 20 08	182 Kg	2000x750x895
111 20 08 C	173 Kg	2000x750x895

accesorios / accessoires / accessories

111 C 100 cajón / tiroir / drawer

111 PM I puerta / porte / door

3x 111 C 200 cajones / tiroirs / drawers

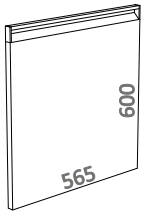
111 C 100 cajones / tiroirs / drawers

111 PM D puerta / porte / door

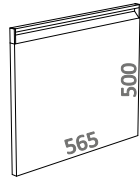
accesorios opcionales / accessoires optionnels / optional accessories

111 BGI-BGCD bandeja / plateau / tray

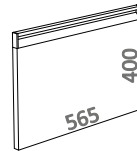
SERIE 111 COMPONENTES COMPOSANTS / COMPONENTS



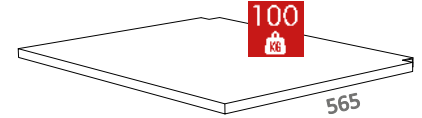
SERIE 111 PG D
SERIE 111 PG I
4,4 kg



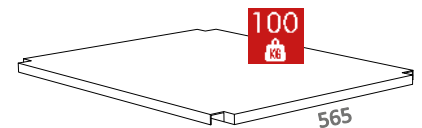
SERIE 111 PM D
SERIE 111 PM I
3,6 kg



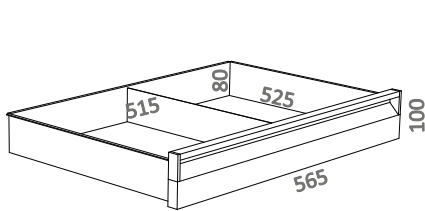
SERIE 111 PP D
SERIE 111 PP I
3,1 kg



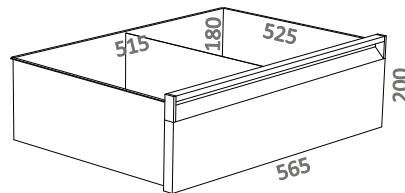
SERIE 111 BGCD
4 kg



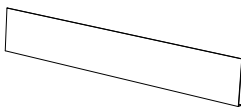
SERIE 111 BGI
3 kg



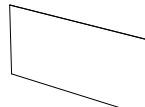
SERIE 111 C 100
7,5 kg



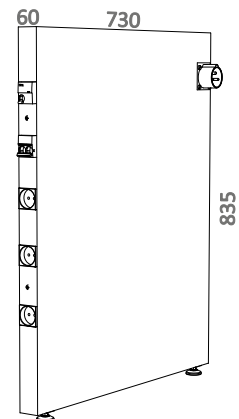
SERIE 111 C 200
9 kg



SERIE 111 D 100
División galvanizada
Division galvanisée
Galvanized division



SERIE 111 D 200
División galvanizada
Division galvanisée
Galvanized division



SERIE 111 PE

Toma de corriente+3 bases+magnetotérmico+diferencial
Prise + 3 bases + magnéto thermique + différentiel
Plug + 3 bases + thermal magneto + differential

SERIE 112 ref. 112 / 112 PG / 112 R

Banco de trabajo con patas fijas, graduables o ruedas.
Établis avec pieds fixes, pieds réglables ou roues.
Modular workbench with fixed or adjustable legs, or wheels.



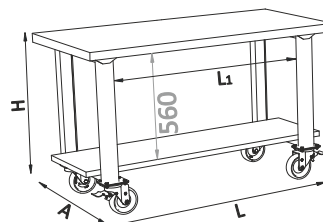
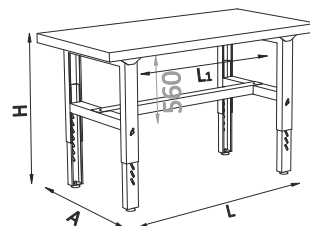
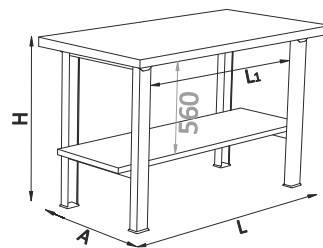
Tornillos enrasados.
Vis affleurantes.
Flush screws.



SERIE 112 R

SERIE 112 PG

SERIE 112



Cajones disponibles.
Tiroirs disponibles.
Available drawers.



129 / 132 / 133 / 113 / 153

OPCIONAL OPTION OPTION



D M
MDF
MDF



Chapa
Tôle
Metal



Madera (castaño)
Bois (châtaigner)
Wood (chestnut)

e 50 mm

		L x A x H (mm)	L1
112 10	48 Kg	1000x750x880	1617
112 13	58 Kg	1300x750x880	1507
112 15	66 Kg	1500x750x880	1177
112 18	76 Kg	1800x750x880	957
112 20	83 Kg	2000x750x880	627

e 2 mm

		L x A x H (mm)	L1
112 10 PG	48 Kg	1000x750x860-1110	1617
112 13 PG	58 Kg	1300x750x860-1110	1507
112 15 PG	66 Kg	1500x750x860-1110	1177
112 18 PG	76 Kg	1800x750x860-1110	957
112 20 PG	83 Kg	2000x750x860-1110	627

e 2 mm

		L x A x H (mm)	L1
112 10 R	60 Kg	1000x750x880	1617
112 13 R	70 Kg	1300x750x880	1507
112 15 R	78 Kg	1500x750x880	1177
112 18 R	88 Kg	1800x750x880	957
112 20 R	95 Kg	2000x750x880	627

e 2 mm

i Montaje con tornillos (se entrega desmontado).
Montage avec vis (livraison démonté).
Screw assembly (supplied disassembled).

i OPCIONAL: Entrega montado ver tarifa.
OPTIONNEL: Livraison assemblée voir tarif.
OPTIONAL: Assembled delivery see tariff.

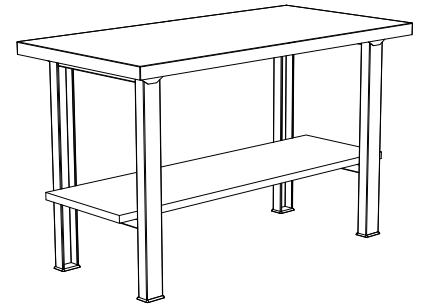
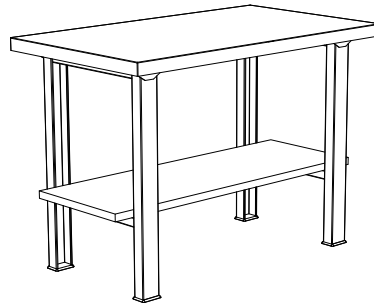
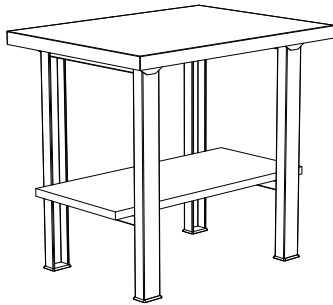
KG Carga total repartida.
Charge totale répartie.
Total distributed load.
1000

e Para más información sobre accesorios. Ver. PAG 287.
Pour plus d'information au sujet des accessoires. Voir. PAGE 287.
For more information about accessories. See. PAGE 287.



Carga total repartida.
Charge totale répartie.
Total distributed load.

1000



		LxAxH
112 10	48 Kg	1000x750x880
112 10 D	56 Kg	1000x750x880
112 10 M	51 Kg	1000x750x880

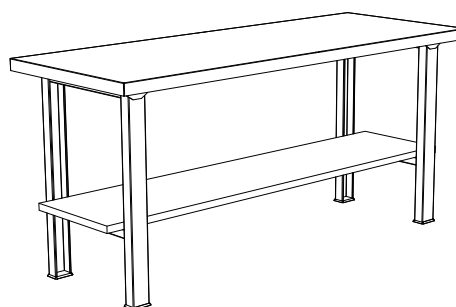

servicio / service / service	
112 M 10	montaje / assemblage / set up

		LxAxH
112 13	58 Kg	1300x750x880
112 13 D	64 Kg	1300x750x880
112 13 M	60 Kg	1300x750x880

servicio / service / service	
112 M 13	montaje / assemblage / set up

		LxAxH
112 15	66 Kg	1500x750x880
112 15 D	71 Kg	1500x750x880
112 15 M	68 Kg	1500x750x880

servicio / service / service	
112 M 15	montaje / assemblage / set up



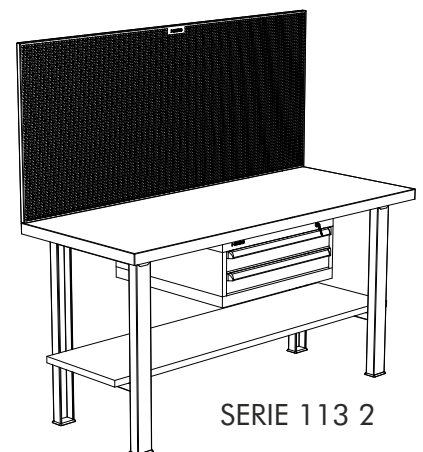
		LxAxH
112 18	76 Kg	1800x750x880
112 18 D	82 Kg	1800x750x880
112 18 M	77 Kg	1800x750x880

servicio / service / service	
112 M 18	montaje / assemblage / set up

		LxAxH
112 20	83 Kg	2000x750x880
112 20 D	92 Kg	2000x750x880
112 20 M	83 Kg	2000x750x880

servicio / service / service	
112 M 20	montaje / assemblage / set up

SERIE 145 18



SERIE 113 2

SERIE 112 18

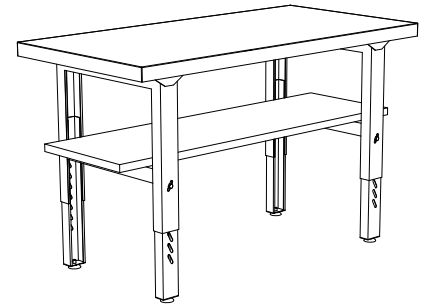
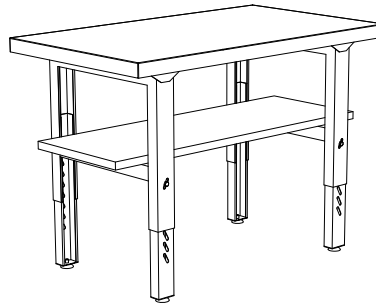
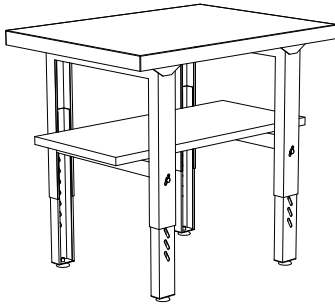
Solución Solution Solution

SERIE 112 PG STANDARD



Carga total repartida.
Charge totale répartie.
Total distributed load.

1000



		LxAxH
112 10 PG	48 Kg	1000x750x860-1110
112 10 D PG	56 Kg	1000x750x880-1110
112 10 M PG	51 Kg	1000x750x860-1110

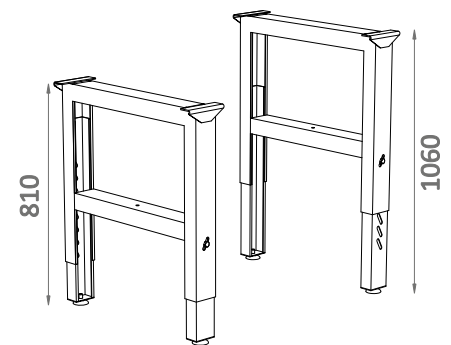

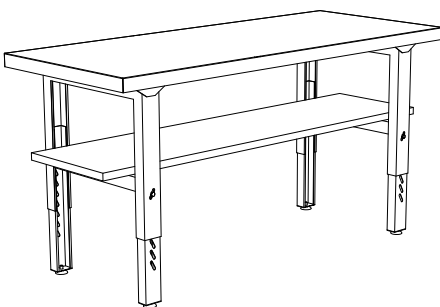
servicio / service / service	
112 M 10	montaje / assemblage / set up

		LxAxH
112 13 PG	58 Kg	1300x750x860-1110
112 13 D PG	64 Kg	1300x750x860-1110
112 13 M PG	60 Kg	1300x750x860-1110

servicio / service / service	
112 M 13	montaje / assemblage / set up

		LxAxH
112 15 PG	66 Kg	1500x750x860-1110
112 15 D PG	71 Kg	1500x750x860-1110
112 15 M PG	68 Kg	1500x750x860-1110

servicio / service / service	
112 M 15	montaje / assemblage / set up



Solución Solution Solution

		LxAxH
112 18 PG	76 Kg	1800x750x860-1110
112 18 D PG	82 Kg	1800x750x860-1110
112 18 M PG	77 Kg	1800x750x860-1110

servicio / service / service	
112 M 18	montaje / assemblage / set up

		LxAxH
112 20 PG	83 Kg	2000x750x860-1110
112 20 D PG	92 Kg	2000x750x860-1110
112 20 M PG	83 Kg	2000x750x860-1110

servicio / service / service	
112 M 20	montaje / assemblage / set up

PIES PIEDS STANDS

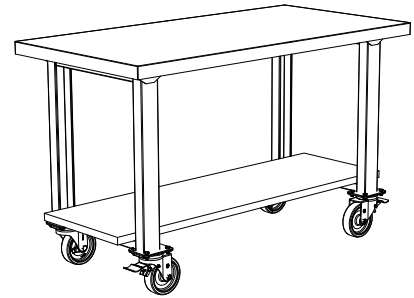
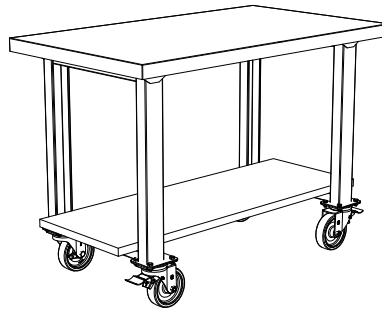
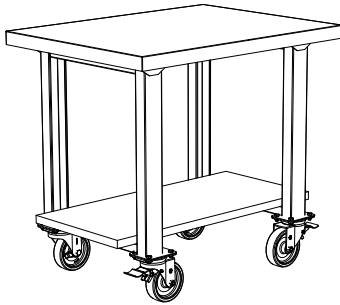
Base redonda regulable en altura.
Base ronde réglable en hauteur.
Height-adjustable round base.





Carga total repartida.
Charge totale répartie.
Total distributed load.

1000



		L x A x H
112 10 R	60 Kg	1000x750x880
112 10 D R	67 Kg	1000x750x880
112 10 M R	63 Kg	1000x750x880

servicio / service / service

112 M 10 montaje / assemblage / set up

		L x A x H
112 13 R	70 Kg	1300x750x880
112 13 D R	76 Kg	1300x750x880
112 13 M R	72 Kg	1300x750x880

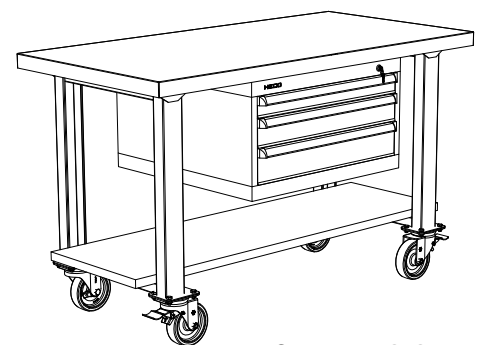
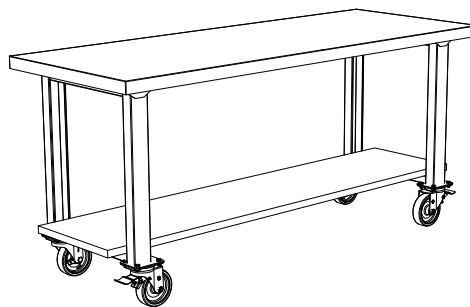
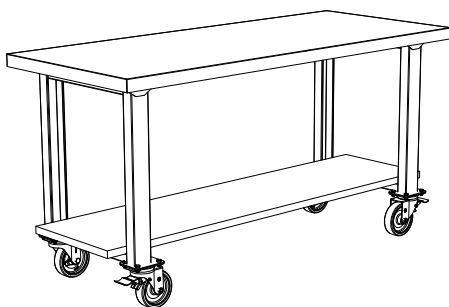
servicio / service / service

112 M 13 montaje / assemblage / set up

		L x A x H
112 15 R	78 Kg	1500x750x880
112 15 D R	83 Kg	1500x750x880
112 15 M R	80 Kg	1500x750x880

servicio / service / service

112 M 15 montaje / assemblage / set up



SERIE 113 3

Solución Solution Solution

		L x A x H
112 18 R	88 Kg	1800x750x880
112 18 D R	94 Kg	1800x750x880
112 18 M R	89 Kg	1800x750x880

servicio / service / service

112 M 18 montaje / assemblage / set up

		L x A x H
112 20 R	95 Kg	2000x750x880
112 20 D R	104 Kg	2000x750x880
112 20 M R	95 Kg	2000x750x880

servicio / service / service

112 M 20 montaje / assemblage / set up

RUEDAS ROUES WHEELS

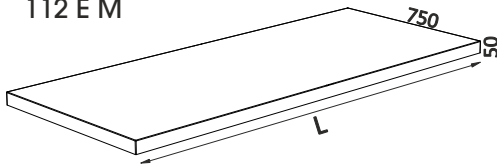
Giratorias (2 con freno), recubrimiento poliuretano.
Pivotantes (2 avec frein), recouvrement polyuréthane.
Swivel (2 with brake), polyuretane covering.



Ø150mm
H188mm

SERIE 112 COMPONENTES COMPOSANTS / COMPONENTS

112 EC
112 EDM
112 EM



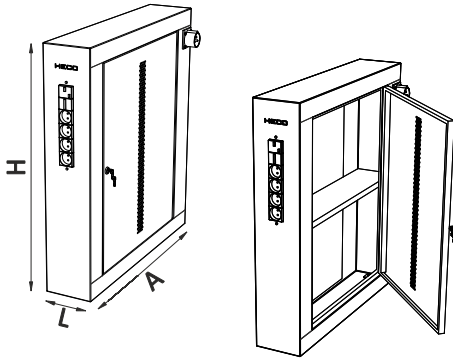
		L (mm)
112 EC 10	20,1 Kg	1000
112 EC 13	26,3 Kg	1300
112 EC 15	30,75 Kg	1500
112 EC 18	36,2 Kg	1800
112 EC 20	41,1 Kg	2000

* Chapa tôle / metal

i Se sirve con tornillos.
Vis inclus.
Included screws.

112 PE

Pata eléctrica.
Pied électrique.
Electric leg.

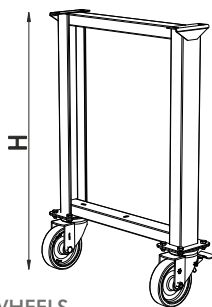


		L x A x H (mm)
112 PE	24 Kg	162x736x830

i Se sirve con tornillos i pies 112 BR.
Vis inclus et pieds 112 BR.
Included screws and 112 BR feet.

112 PR

Una unidad.
Une unité.
A unit.



RUEDAS ROUES WHEELS

Recubrimiento poliuretano.
Recouvrement polyuréthane.
Polyuretane covering.

Ø= 150 mm
H= 188 mm



		H (mm)
112 PR	13,55 Kg	830

		L (mm)
112 EDM 10	25,1 Kg	1000
112 EDM 13	30,65 Kg	1300
112 EDM 15	37,4 Kg	1500
112 EDM 18	44,9 Kg	1800
112 EDM 20	49,8 Kg	2000

* DM MDF / MDF

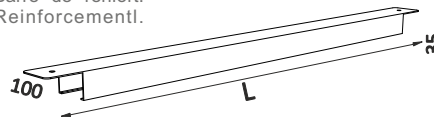
		L (mm)
112 EM 10	22,3 Kg	1000
112 EM 13	28,6 Kg	1300
112 EM 15	33,2 Kg	1500
112 EM 18	39,6 Kg	1800
112 EM 20	44 Kg	2000

* Madera bois / wood

i Se sirve con tornillos.
Vis inclus.
Included screws.

112 RP

Barra de refuerzo.
Barre de renfort.
Reinforcementl.

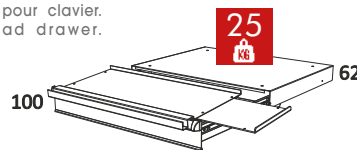


		L (mm)
112 RP 10	3 Kg	787
112 RP 13	3,7 Kg	1117
112 RP 15	4,2 Kg	1337
112 RP 18	5,3 Kg	1667
112 RP 20	5,6 Kg	1777

i Se sirve con tornillos.
Vis inclus.
Included screws.

112 CT

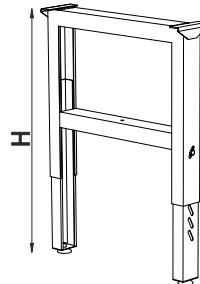
Cajón para teclado.
Tiroir pour clavier.
Keypad drawer.



		LxAxH (mm)
112 CT	11 Kg	649x540x100

112 PG

Un juego de dos unidades.
Un jeu (2 unités).
One set of two units.

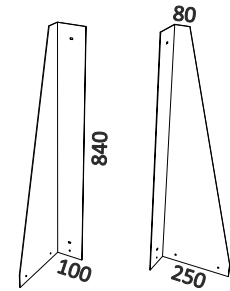


PIES PIEDS STANDS

Incluyen base redonda regulable en altura.
Base ronde réglable en hauteur inclus.
Height-adjustable round base included.



		H (mm)
112 PG	21,70 Kg	810-1060



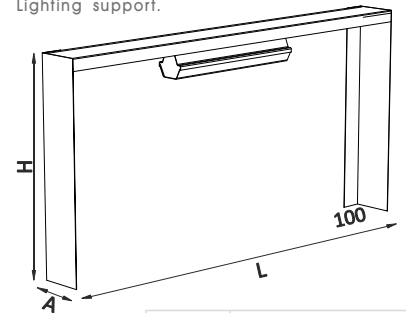
145 CTP

Un juego de dos unidades.
Un jeu (2 unités).
One set of two units.

		L x A x H
145 CTP	10 Kg	250 x 100 x 840

112 SL

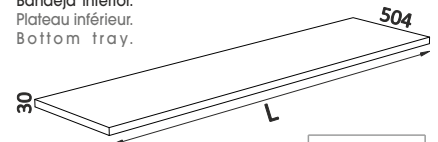
Soporte luminária.
Support d'éclairage.
Lighting support.



	W	L x A x H
112 10 SL	1x18	1000 x 200 x 1200
112 13 SL	1x18	1300 x 200 x 1200
112 15 SL	1x36	1500 x 200 x 1200
112 18 SL	1x58	1800 x 200 x 1200
112 20 SL	1x58	2000 x 200 x 1200

112 B

Bandeja inferior.
Plateau inférieur.
Bottom tray.

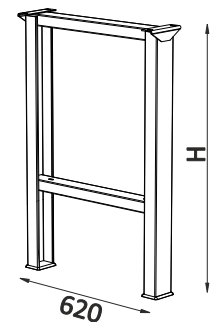


		L (mm)
112 B 10	9,5 Kg	1000
112 B 13	12,5 Kg	1300
112 B 15	14,75 Kg	1500
112 B 18	17,6 Kg	1800
112 B 20	19,3 Kg	2000

i Se sirve con tornillos.
Vis inclus.
Included screws.

112 P

Una unidad.
Une unité.
A unit.



		H (mm)
112 P	8,05 Kg	830

Banco de trabajo con sistema hidráulico o motorización eléctrica.
Établi avec système hydraulique ou motorisation électrique.
Workbench with hydraulic system or electric motorization.

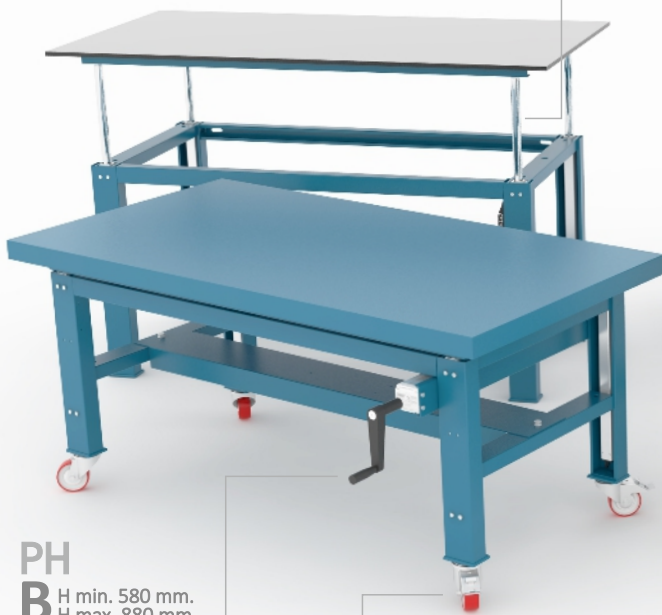
Sistema hidráulico / eléctrico.
Système hydraulique / électrique.
Hydraulic system / system.



PM
S H min. 712 mm.
H max. 1012 mm.

PM
A H min. 880 mm.
H max. 1180 mm.

PM: Panel de control.
PM: Panneau de contrôle.
PM: Control panel.



PH
B H min. 580 mm.
H max. 880 mm.

PH
S H min. 750 mm.
H max. 1050 mm.



PH: Manivela.
PH: Manivelle.
PH: Crank handle.

OPCIÓN: Ruedas.
OPTION: Roues.
OPTION: Wheels.

A H min. 880 mm.
H max. 1180 mm.

	L x A (mm)	H (mm) C/D/M	H (mm) K	L ₁ (mm) PH	L ₁ (mm) PM
112 PH/PM 10	1000x750	880 - 1180	842 - 1142	815	865
112 PH/PM 13	1300x750	880 - 1180	842 - 1142	1115	1165
112 PH/PM 15	1500x750	880 - 1180	842 - 1142	1315	1365
112 PH/PM 18	1800x750	880 - 1180	842 - 1142	1615	1665
112 PH/PM 20	2000x750	880 - 1180	842 - 1142	1815	1865

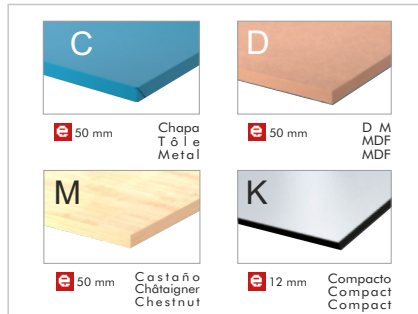
S H min. 750 mm.
H max. 1050 mm.

	L x A (mm)	H (mm) C/D/M	H (mm) K	L ₁ (mm) PH	L ₁ (mm) PM
112 PH/PM 10	1000x750	750 - 1050	712 - 1042	815	865
112 PH/PM 13	1300x750	750 - 1050	712 - 1042	1115	1165
112 PH/PM 15	1500x750	750 - 1050	712 - 1042	1315	1365
112 PH/PM 18	1800x750	750 - 1050	712 - 1042	1615	1665
112 PH/PM 20	2000x750	750 - 1050	712 - 1042	1815	1865

B H min. 580 mm.
H max. 880 mm.

	L x A (mm)	H (mm) C/D/M	H (mm) K	L ₁ (mm) PH	L ₁ (mm) PM
112 PH/PM 10	1000x750	580 - 880	542 - 842	815	865
112 PH/PM 13	1300x750	580 - 880	542 - 842	1115	1165
112 PH/PM 15	1500x750	580 - 880	542 - 842	1315	1365
112 PH/PM 18	1800x750	580 - 880	542 - 842	1615	1665
112 PH/PM 20	2000x750	580 - 880	542 - 842	1815	1865

ENCIMERA PLAN DE TRAVAIL WORKTOP



Se entrega montado.
Livraison monté.
Supplied assembled.



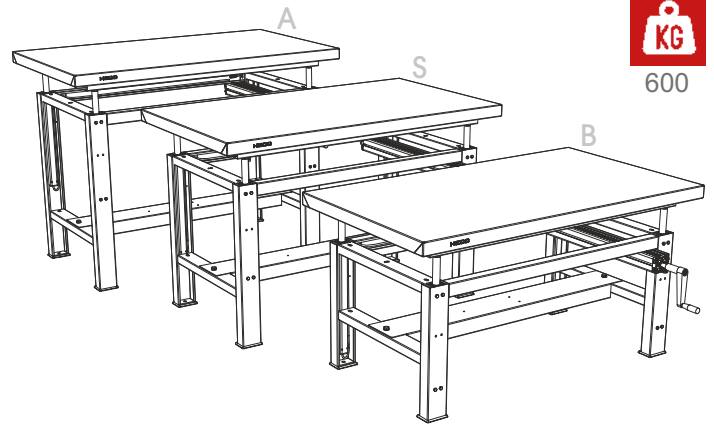
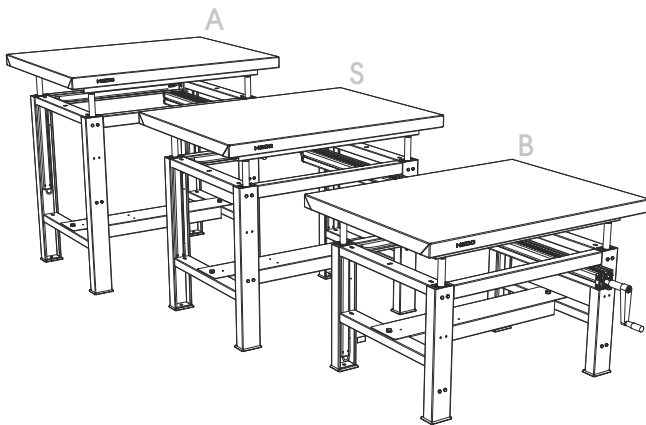
Recorrido de 300 mm.
300 mm de course.
300 mm path.

e 2 mm Estructura chasis / frame

SERIE 112 PH STANDARD

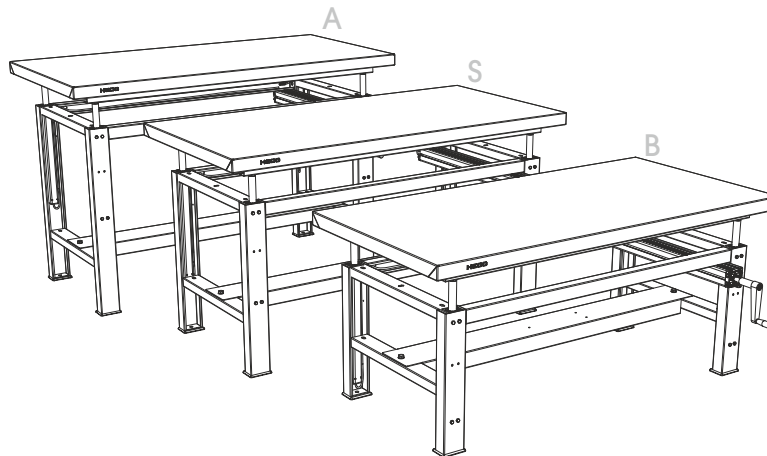


600

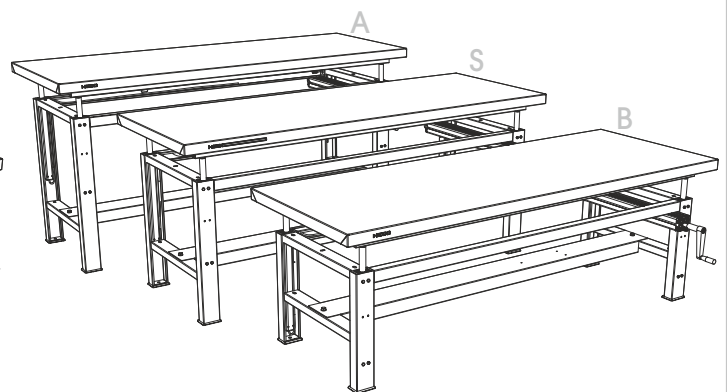
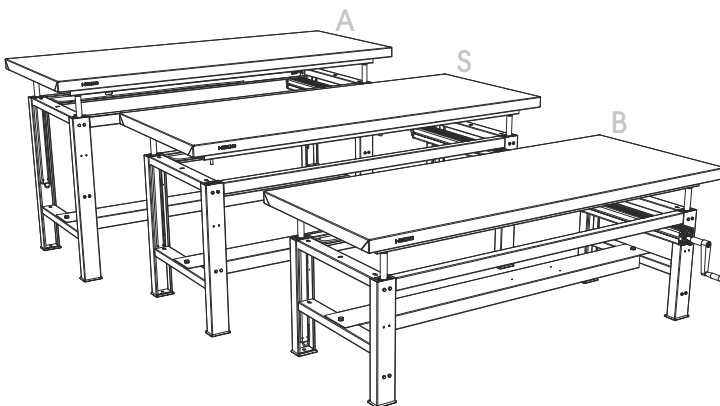


	C Kg	D Kg	M Kg	K Kg	LxAxH (C-D-M)(K)
112 10 C PH 30 B	39,55	43,42	41,25	30,96	1000x750x(580-880(-38))
112 10 C PH 30 S	50,91	55,91	53,11	39,79	1000x750x(750-1050(-38))
112 10 C PH 30 A	59,57	65,43	62,15	46,55	1000x750x(880-1180(-38))

	C Kg	D Kg	M Kg	K Kg	LxAxH (C-D-M)(K)
112 13 C PH 30 B	50,16	53,60	51,93	38,87	1300x750x(580-880(-38))
112 13 C PH 30 S	64,63	69,09	66,93	50,03	1300x750x(750-1050(-38))
112 13 C PH 30 A	75,66	80,89	78,36	58,53	1300x750x(880-1180(-38))



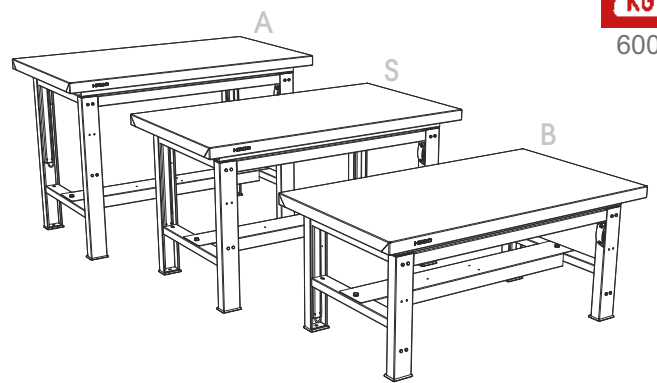
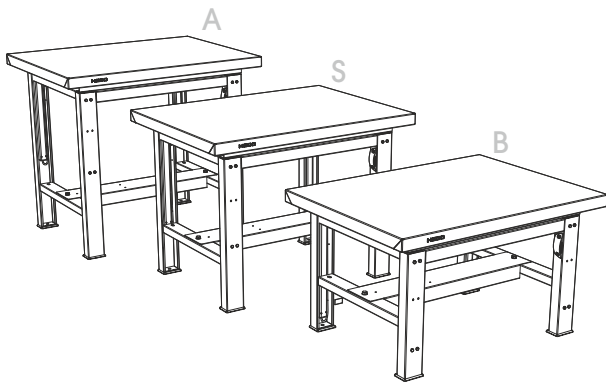
	C Kg	D Kg	M Kg	K Kg	LxAxH (C-D-M)(K)
112 15 C PH 30 B	57,60	62,74	59,49	44,26	1500x750x(580-880(-38))
112 15 C PH 30 S	74,26	80,91	76,71	57,01	1500x750x(750-1050(-38))
112 15 C PH 30 A	86,96	94,76	88,96	66,72	1500x750x(880-1180(-38))



	C Kg	D Kg	M Kg	K Kg	LxAxH (C-D-M)(K)
112 18 C PH 30 B	67,24	73,96	69,86	51,78	1800x750x(580-880(-38))
112 18 C PH 30 S	86,73	95,43	90,13	66,73	1800x750x(750-1050(-38))
112 18 C PH 30 A	101,58	111,79	105,57	78,12	1800x750x(880-1180(-38))

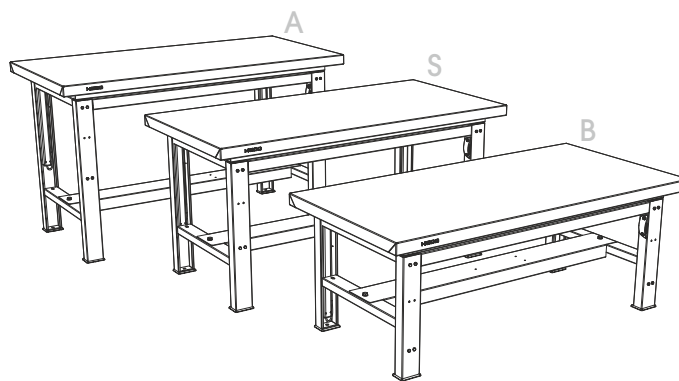
	C Kg	D Kg	M Kg	K Kg	LxAxH (C-D-M)(K)
112 20 C PH 30 B	75,03	81,76	77,27	57,18	2000x750x(580-880(-38))
112 20 C PH 30 S	96,81	105,51	99,71	73,71	2000x750x(750-1050(-38))
112 20 C PH 30 A	113,41	123,61	116,81	86,31	2000x750x(880-1180(-38))

SERIE 112 PM STANDARD

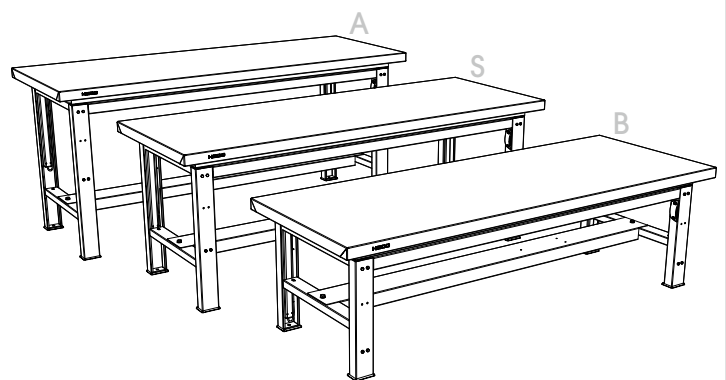
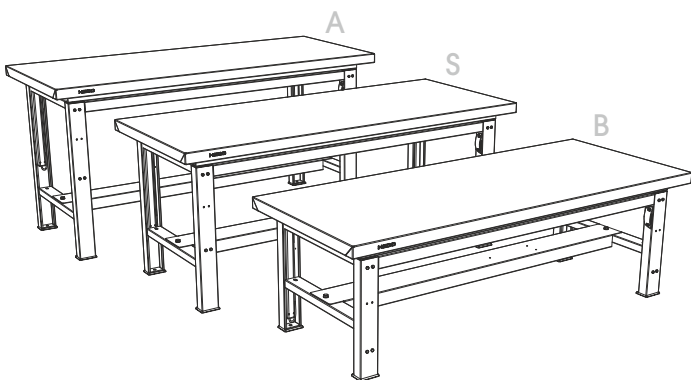


	C Kg	D Kg	M Kg	K Kg	L x A x H (C-D-M)(K)
112 10 C PM 30 B	38,68	42,55	40,38	30,09	1000x750x(580-880(-38))
112 10 C PM 30 S	50,04	55,04	52,24	38,92	1000x750x(750-1050(-38))
112 10 C PM 30 A	58,70	64,56	61,28	45,68	1000x750x(880-1180(-38))

	C Kg	D Kg	M Kg	K Kg	L x A x H (C-D-M)(K)
112 13 C PM 30 B	49,29	52,73	51,06	38,00	1300x750x(580-880(-38))
112 13 C PM 30 S	63,76	68,22	66,06	49,16	1300x750x(750-1050(-38))
112 13 C PM 30 A	74,79	80,02	77,49	57,66	1300x750x(880-1180(-38))



	C Kg	D Kg	M Kg	K Kg	L x A x H (C-D-M)(K)
112 15 C PM 30 B	56,73	61,87	58,62	43,39	1500x750x(580-880(-38))
112 15 C PM 30 S	73,39	80,04	75,84	56,14	1500x750x(750-1050(-38))
112 15 C PM 30 A	86,09	93,89	88,09	65,85	1500x750x(880-1180(-38))

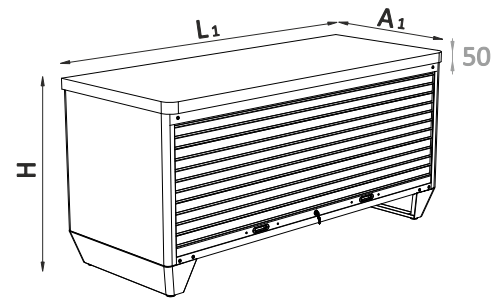
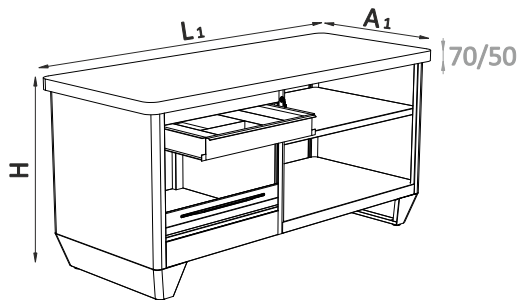
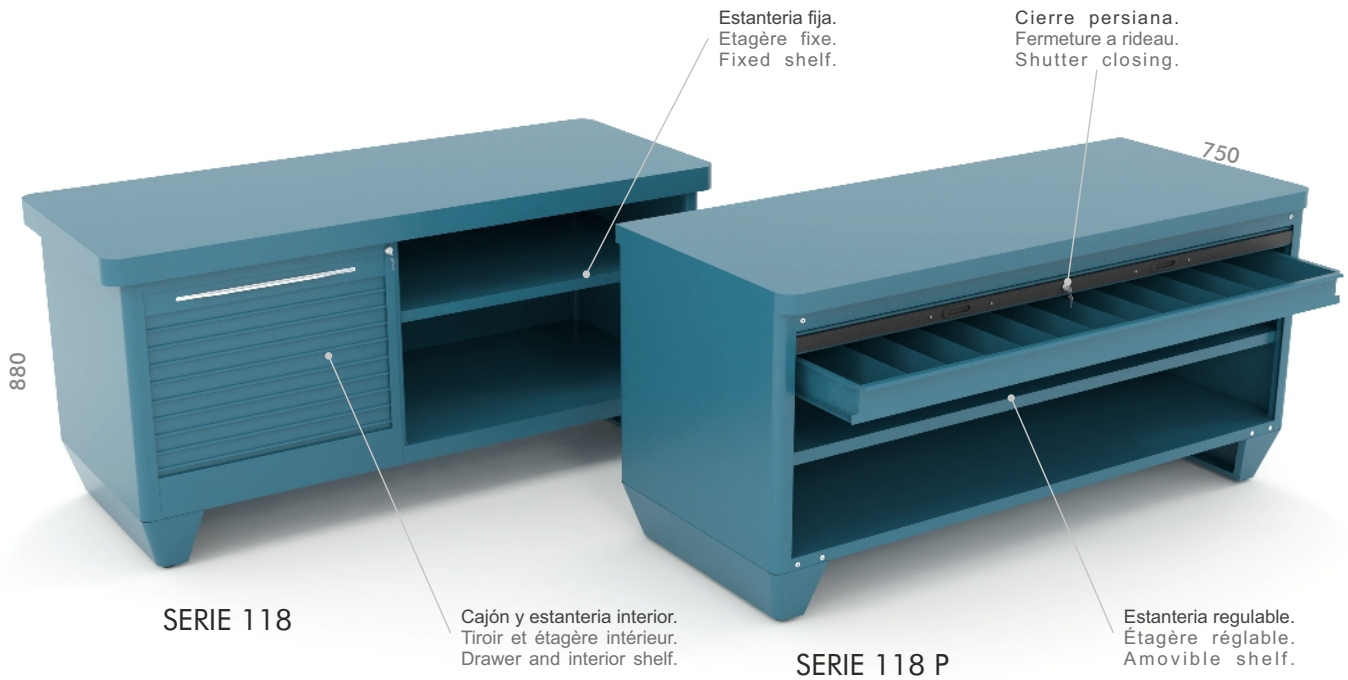


	C Kg	D Kg	M Kg	K Kg	L x A x H (C-D-M)(K)
112 18 C PM 30 B	66,37	73,09	68,99	50,91	1800x750x(580-880(-38))
112 18 C PM 30 S	85,86	94,56	89,26	65,86	1800x750x(750-1050(-38))
112 18 C PM 30 A	100,71	110,92	104,70	77,25	1800x750x(880-1180(-38))

	C Kg	D Kg	M Kg	K Kg	L x A x H (C-D-M)(K)
112 20 C PM 30 B	94,16	80,89	76,40	56,31	2000x750x(580-880(-38))
112 20 C PM 30 S	95,94	104,64	98,84	72,84	2000x750x(750-1050(-38))
112 20 C PM 30 A	112,54	122,74	115,94	85,44	2000x750x(880-1180(-38))

SERIE 118 ref. 118 / 118 P

Banco monobloque de alta resistencia.
Établis monobloc de haute résistance.
Monoblock workbench of high resistance.



GS 100 Cajón.
Tiroir.
Drawer.

		H (mm)	L1 x A1 (mm)
118	142 Kg	880	1800x750
118 D	151 Kg	860	1800x750
118 M	144 Kg	860	1800x750

GS 100 Cajón.
Tiroir.
Drawer.

		H (mm)	L1 x A1 (mm)
118 10 P	89 Kg	880	1000x750
118 18 P	142 Kg	880	1800x750

OPCIONAL OPTION OPTION

		
Chapa Tôle Metal	D M MDF MDF	M Madera (castaño) Bois (châtaigner) Wood (chestnut)
e 70 mm	e 50 mm	e 50 mm

PIES PIEDS STANDS

Base redonda regulable en altura.
Base ronde réglable en hauteur.
Height-adjustable round base.



100 KG Carga total por cajón repartida.
Charge totale par tiroir répartie.
Distributed load for drawer.

i Estructura totalmente soldada.
Structure totalement soudée.
Welded structure.

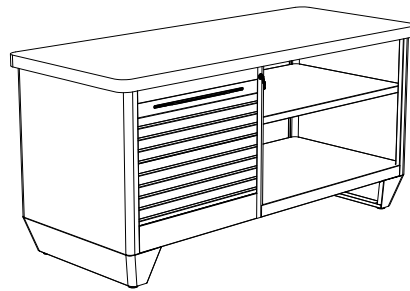
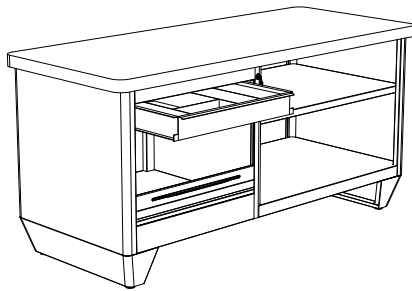
i Cierre centralizado.
Fermeture centralisée.
Centralized closing.

e Para más información sobre accesorios. Ver. PAG. 286.
Pour plus d'information au sujet des accessoires. Voir. PAGE. 286.
For more information about accessories. See. PAGE. 286.

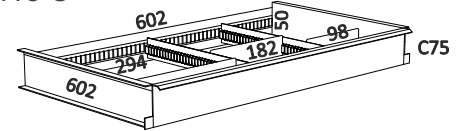
SERIE 118 STANDARD



Carga total repartida.
Charge totale répartie.
Total distributed load.

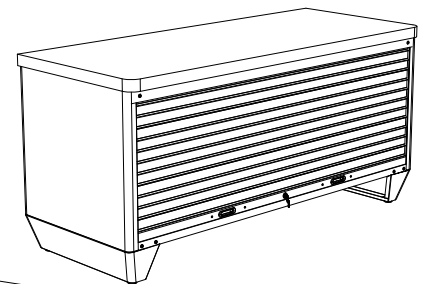
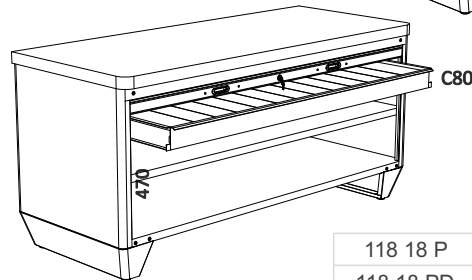
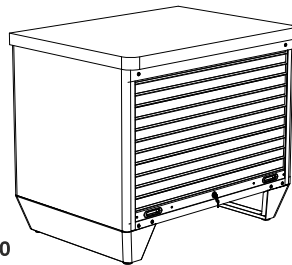
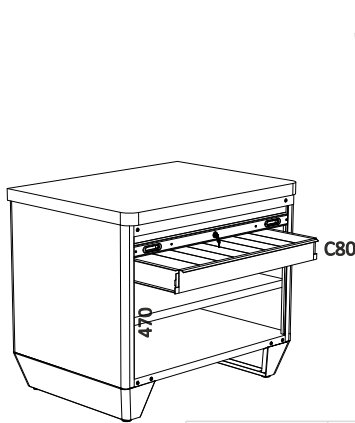


118 C



		L x A x H
118	142 Kg	1800x750x880
118 D	151 Kg	1800x750x880
118 M	144 Kg	1800x750x880

accesorios / accessoires / accessories		
118 C	cajón / tiroir / drawer	GS 100
* Máximo 3 cajones Maximum 3 tiroirs / Maximum 3 drawers		
Icon	L x A x H (mm)	VOL (m³)
1	1830x780x895	1,28



		L x A x H
118 10 P	89 Kg	1000x750x880
118 10 PD	94 Kg	1000x750x880
118 10 PM	91 Kg	1000x750x880

accesorios / accessoires / accessories		
118 10 C	cajón / tiroir / drawer	GS 100
* Máximo 3 cajones Maximum 3 tiroirs / Maximum 3 drawers		
Icon	L x A x H (mm)	VOL (m³)
1	1030x780x895	0,72

		L x A x H
118 18 P	142 Kg	1800x750x880
118 18 PD	151 Kg	1800x750x880
118 18 PM	144 Kg	1800x750x880

accesorios / accessoires / accessories		
118 18 C	cajón / tiroir / drawer	GS 100
* Máximo 3 cajones Maximum 3 tiroirs / Maximum 3 drawers		
Icon	L x A x H (mm)	VOL (m³)
1	1830x780x895	1,28

SERIE 118 COMPONENTES COMPOSANTS / COMPONENTS

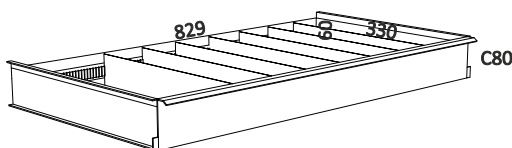


Total de cajones admitidos 4 unidades por banco.
Total des tiroirs admis 4 unités par établi.
Total of drawers admitted 4 units per workbench.

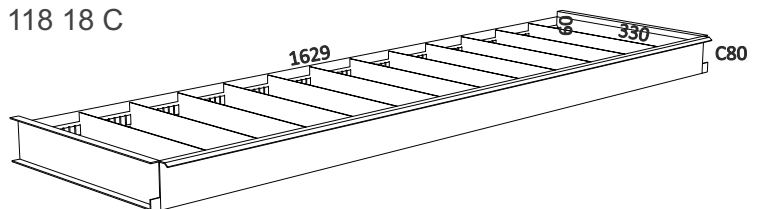


Carga total por cajón repartida.
Charge totale par tiroir répartie.
Distributed load for drawer.

118 10 C



118 18 C



		L x A x H
118 10 C	GS 100	15 Kg 829x330x80

* 7 separaciones 7 séparations / 7 separations

		L x A x H
118 18 C	GS 100	20 Kg 1629x330x80

* 14 separaciones 14 séparations / 14 separations

SERIE 120 ref. 120 10 1 / 120 10 5

Banco plegable. Totalmente rígido gracias a su sistema de plegado.
Établis pliant. Absolument rigide grâce au système de pliage.
Folding workbench. Our folding system ensures complete rigidity.

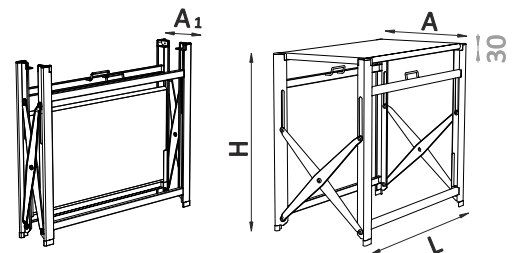


300



SERIE 120 1

SERIE 120 5



OPCIONAL OPTION OPTION

Chapa galvanizada Tôle galvanisée Galvanized metal sheet	D M MDF MDF
e 40 mm	

		L x A x H (mm)	A1 (mm)
120 10 1	23,62 Kg	970x510x840	115
120 10 5	21,60 Kg	970x510x840	115

e 2 mm



Montaje con tornillos (se entrega desmontado).
Montage avec vis (livraison démonté).
Screw assembly (supplied disassembled).



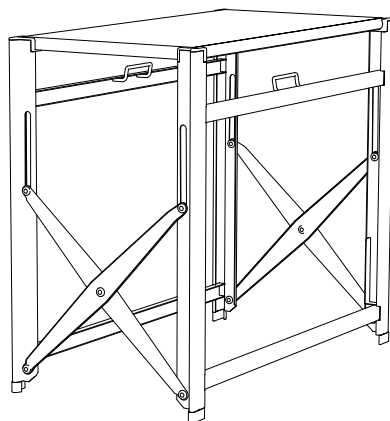
Fácilmente transportable, registrado como modelo de utilidad 930 10 89.
Facilement transportable, enregistré comme modèle d'utilité 930 10 89.
Easy transport, registered like 930 10 89 utility model.

SERIE 120 STANDARD



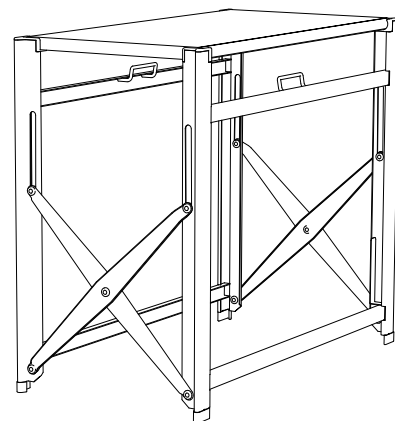
300

Carga total repartida.
Charge totale répartie.
Total distributed load.



		L x A x H
120 10 1	23,62 Kg	970x510x840

* Encimera de DM Plan de travail MDF / MDF worktop



		L x A x H
120 10 5	21,60 Kg	970x510x840

* Encimera de chapa Plan de travail tôle / Metal worktop



Banco de trabajo con bandeja inferior en chapa galvanizada y graduable en altura.
Table de travail avec plateau inférieur en tôle galvanisée et réglable en hauteur.
Workbench with inferior galvanized steel tray and adjustable in height.

SERIE 121 5 R

SERIE 121 1




RUEDAS ROUES WHEELS

Ruedas de goma.
Roues en caoutchouc.
Rubber wheels.

Ø 100mm
H 135mm



OPCIONAL OPTION OPTION



Chapa galvanizada
Tôle galvanisée
Galvanized metal sheet

D M
MDF
MDF

e 40 mm

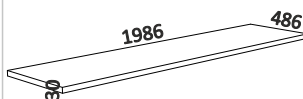
ESTANTERIA ÉTAGÈRE SHELF



121 0 01

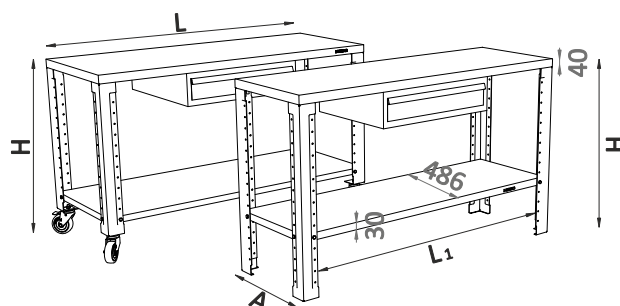


121 0 15



121 0 20

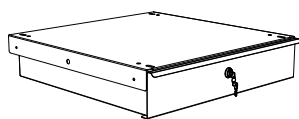
Accesorio permitido.
Accessoire permis.
Allowed accessory.



		L x A x H (mm)	L1 (mm)
121 10	30 Kg	1000x500x880	845
121 15	40 Kg	1500x500x880	1345
121 20	53 Kg	2000x500x880	1845
121 10 R	33 Kg	1000x500x1000	845
121 15 R	43 Kg	1500x500x1000	1345
121 20 R	56 Kg	2000x500x1000	1845

* Encimera de DM Plan de travail MDF / MDF worktop

CAJON TIROIR DRAWER



SERIE 132



Para más información sobre los cajones, ver PÁG 286.
Pour plus d'information sur les tiroirs, voir PAGE 286.
For further information on the drawers, see PAGE 286.



Montaje con tornillos (se entrega desmontado).
Montage avec vis (livraison démonté).
Screw assembly (supplied disassembled).

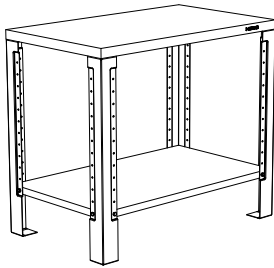
e 2 mm

SERIE 121 STANDARD

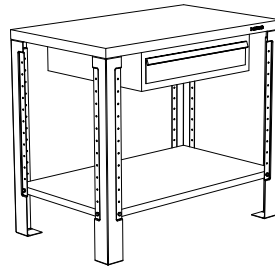


200

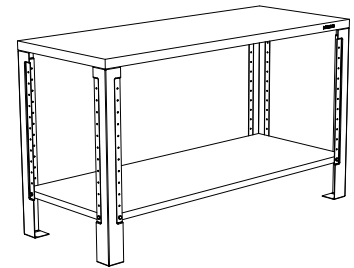
Carga total repartida.
Charge totale répartie.
Total distributed load.



L x A x H		
121 10 1	30 Kg	1000x500x880
121 10 5	26 Kg	



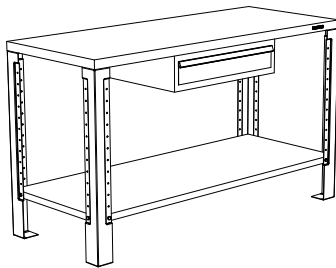
L x A x H		
121 10 1 1C	39 Kg	1000x500x880
121 10 5 1C	35 Kg	



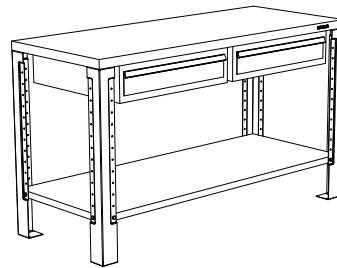
L x A x H		
121 15 1	40 Kg	1500x500x880
121 15 5	30 Kg	

accesorios / accessoires / accessories

132 cajón / tiroir / drawer



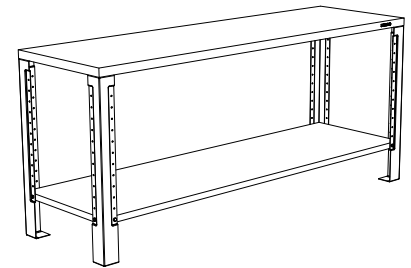
L x A x H		
121 15 1 1C	49 Kg	1500x500x880
121 15 5 1C	39 Kg	



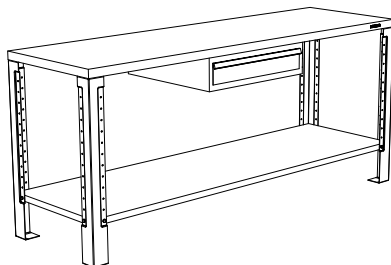
L x A x H		
121 15 1 2C	58 Kg	1500x500x880
121 15 5 2C	48 Kg	

accesorios / accessoires / accessories

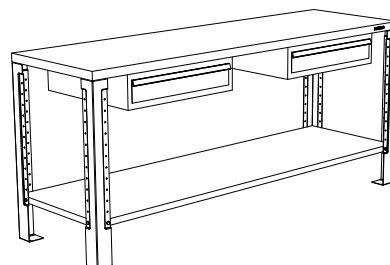
2x 132 cajón / tiroir / drawer



L x A x H		
121 20 1	53 Kg	2000x500x880
121 20 5	44 Kg	



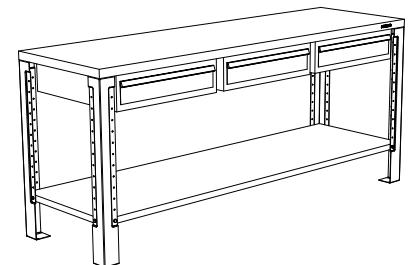
L x A x H		
121 20 1 1C	62 Kg	2000x500x880
121 20 5 1C	53 Kg	



L x A x H		
121 20 1 2C	71 Kg	2000x500x880
121 20 5 2C	62 Kg	

accesorios / accessoires / accessories

2x 132 cajón / tiroir / drawer



L x A x H		
121 20 1 3C	80 Kg	2000x500x880
121 20 5 3C	71 Kg	

accesorios / accessoires / accessories

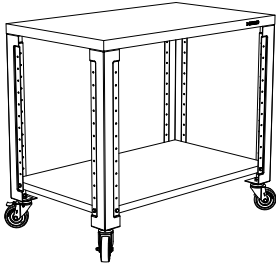
3x 132 cajón / tiroir / drawer

SERIE 121 R STANDARD

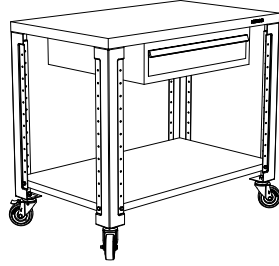


Carga total repartida.
Charge totale répartie.
Total distributed load.

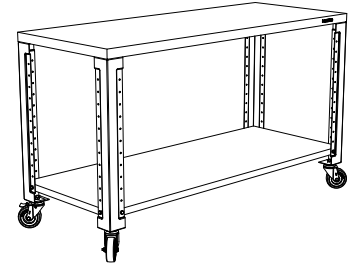
180



		L x A x H
121 10 1 R	33 Kg	1000x500x1000
121 10 5 R	29 Kg	

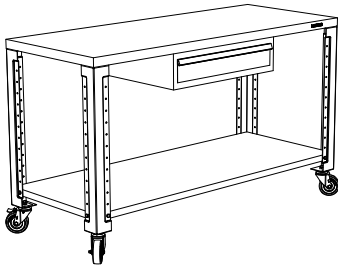


		L x A x H
121 10 1 R 1C	42 Kg	1000x500x1000
121 10 5 R 1C	38 Kg	

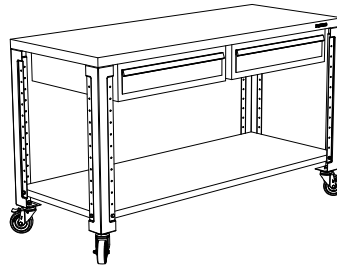


		L x A x H
121 15 1 R	43 Kg	1500x500x1000
121 15 5 R	33 Kg	

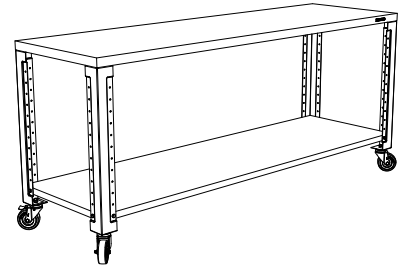
accesorios / accessoires / accessories	
132	cajón / tiroir / drawer



		L x A x H
121 15 1 R 1C	52 Kg	1500x500x1000
121 15 5 R 1C	42 Kg	



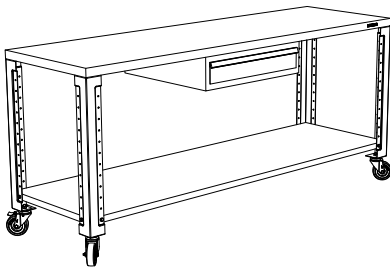
		L x A x H
121 15 1 R 2C	61 Kg	1500x500x1000
121 15 5 R 2C	51 Kg	



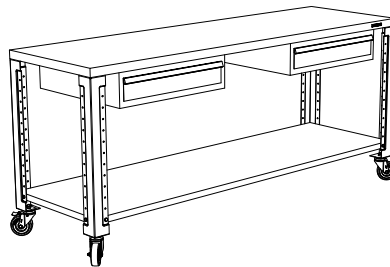
		L x A x H
121 20 1 R	56 Kg	2000x500x1000
121 20 5 R	47 Kg	

accesorios / accessoires / accessories	
132	cajón / tiroir / drawer

accesorios / accessoires / accessories	
2x 132	cajón / tiroir / drawer




		L x A x H
121 20 1 R 1C	65 Kg	2000x500x1000
121 20 5 R 1C	56 Kg	



		L x A x H
121 20 1 R 2C	74 Kg	2000x500x1000
121 20 5 R 2C	65 Kg	

accesorios / accessoires / accessories	
132	cajón / tiroir / drawer

accesorios / accessoires / accessories	
2x 132	cajón / tiroir / drawer



		L x A x H
121 20 1 R 3C	83 Kg	2000x500x1000
121 20 5 R 3C	74 Kg	

accesorios / accessoires / accessories	
3x 132	cajón / tiroir / drawer

SERIE 136 ref. 136 15 / 136 18 / 136 20



Banco de trabajo configurable; armarios / cajones / patas.
Établis personnalisé; armoires / tiroirs / pieds.
Customizable workbench; cabinets / drawers / legs.

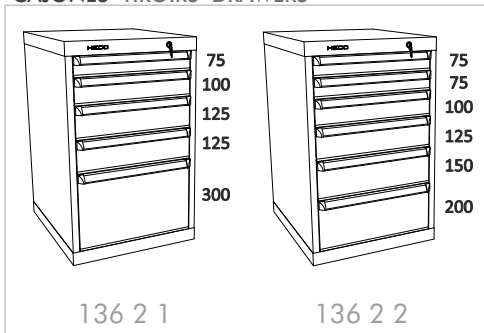


SERIE 136 20 22

SERIE 136 18 2

SERIE 136 15 1

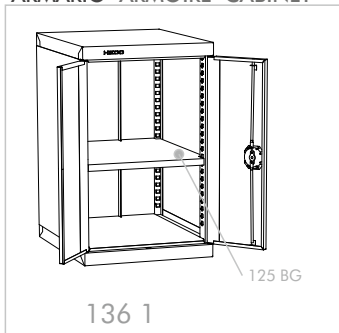
CAJONES TIROIRS DRAWERS



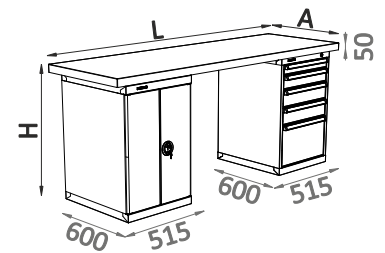
136 2 1

136 2 2

ARMARIO ARMOIRE CABINET



136 1



i Cada cajón se sirve con 1 división ranurada y 3 planas.
Chaque tiroir est servi avec 1 division rainuré et 3 intercalaires.
Each drawer is served with 1 slotted division and 3 simples.

OPCIONAL OPTION OPTION



Chapa
Tôle
Metal

D M
MDF
MDF

Madera (castaño)
Bois (châtaigner)
Wood (chestnut)

e 50 mm

		L x A x H (mm)
136 15	74-102 Kg	1500x750x880
136 18	83-163 Kg	1800x750x880
136 20	113-174 Kg	2000x750x880

e 2 mm

i Cierre centralizado.
Fermeture centralisée.
Centralized closing.

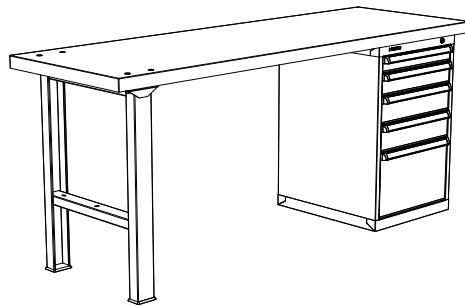
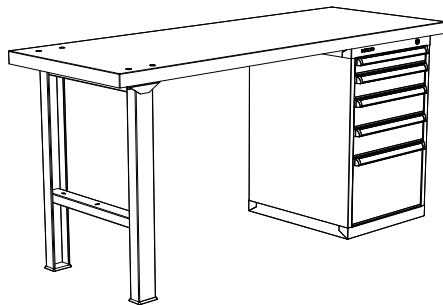
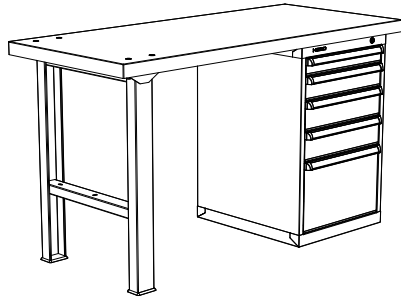


Para más información sobre los armarios ver PÁG. 38/61.
Pour plus d'information sur les armoires, voir PAGE 38/61.
For further information on the cabinets see PAGE 38/61.



Se entrega montado.
Livraison monté.
Supplied assembled.

SERIE 136 STANDARD



1000

Carga total repartida.
Charge totale répartie.
Total distributed load.

		L x A x H
136 15 C 1	102 Kg	1500x750x880
136 15 D 1	110 Kg	
136 15 M 1	105 Kg	

accesorios / accessoires / accessories

136 2 1	cajones / tiroirs / drawers		
---------	-----------------------------	--	--

		L x A x H
136 18 C 1	111 Kg	1800x750x880
136 18 D 1	121 Kg	
136 18 M 1	111 Kg	

accesorios / accessoires / accessories

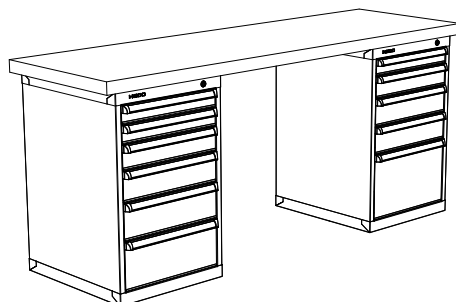
136 2 1	cajones / tiroirs / drawers		
---------	-----------------------------	--	--

		L x A x H
136 20 C 1	117 Kg	2000x750x880
136 20 D 1	129 Kg	
136 20 M 1	115 Kg	

accesorios / accessoires / accessories

136 2 1	cajones / tiroirs / drawers		
---------	-----------------------------	--	--

SERIE 136 STANDARD



1000

Carga total repartida.
Charge totale répartie.
Total distributed load.

		L x A x H
136 18 C 2	163 Kg	1800x750x880
136 18 D 2	172 Kg	
136 18 M 2	165 Kg	

accesorios / accessoires / accessories

136 2 1	cajones / tiroirs / drawers		
---------	-----------------------------	--	--

136 2 2	cajones / tiroirs / drawers		
---------	-----------------------------	--	--

		L x A x H
136 20 C 2	174 Kg	2000x750x880
136 20 D 2	186 Kg	
136 20 M 2	172 Kg	

accesorios / accessoires / accessories

136 2 1	cajones / tiroirs / drawers		
---------	-----------------------------	--	--

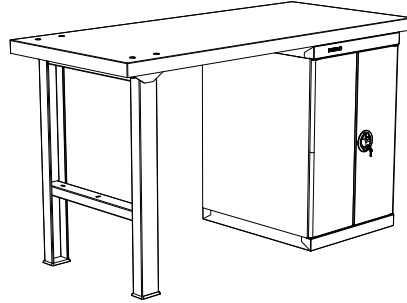
136 2 2	cajones / tiroirs / drawers		
---------	-----------------------------	--	--

SERIE 136 STANDARD



Carga total repartida.
Charge totale répartie.
Total distributed load.

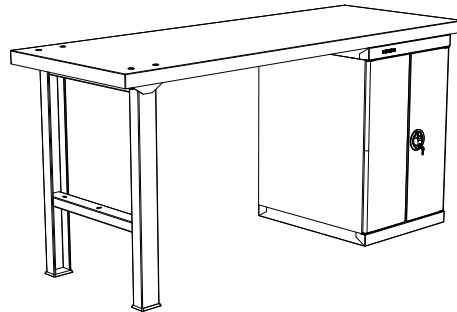
1000



		L x A x H
136 15 C 11	74 Kg	1500x750x880
136 15 D 11	82 Kg	
136 15 M 11	77 Kg	

accesorios / accessoires / accessories

136 1 armario / armoire / cabinet



		L x A x H
136 18 C 11	83 Kg	1800x750x880
136 18 D 11	93 Kg	
136 18 M 11	83 Kg	

accesorios / accessoires / accessories

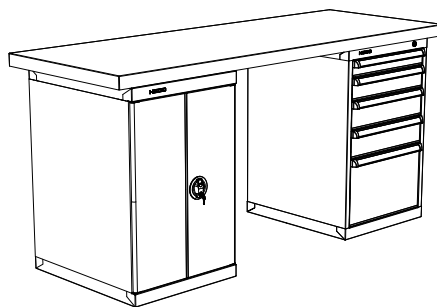
136 1 armario / armoire / cabinet

SERIE 136 STANDARD



Carga total repartida.
Charge totale répartie.
Total distributed load.

1000

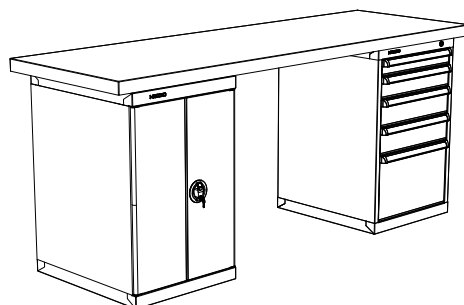


		L x A x H
136 18 C 21	135 Kg	1800x750x880
136 18 D 21	145 Kg	
136 18 M 21	135 Kg	

accesorios / accessoires / accessories

136 2 1 cajones / tiroirs / drawers

136 1 armario / armoire / cabinet



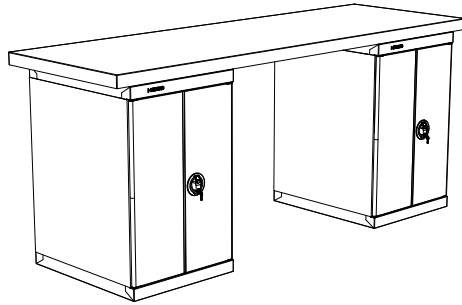
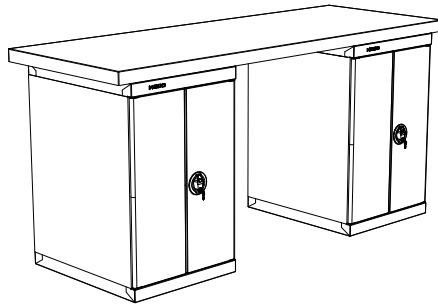
		L x A x H
136 20 C 21	141 Kg	2000x750x880
136 20 D 21	153 Kg	
136 20 M 21	139 Kg	

accesorios / accessoires / accessories

136 2 1 cajones / tiroirs / drawers

136 1 armario / armoire / cabinet

SERIE 136 STANDARD



1000

Carga total repartida.
Charge totale répartie.
Total distributed load.

		L x A x H
136 18 C 22	107 Kg	1800x750x880
136 18 D 22	117 Kg	
136 18 M 22	107 Kg	

accesorios / accessoires / accessories	
2x 136 1	armario / armoire / cabinet

		L x A x H
136 20 C 22	113 Kg	2000x750x880
136 20 D 22	125 Kg	
136 20 M 22	111 Kg	

accesorios / accessoires / accessories	
2x 136 1	armario / armoire / cabinet

SERIE 137

Banco de trabajo con 3 encimeras.
Établis avec 3 plateaux.
Workbench with 3 worktops.

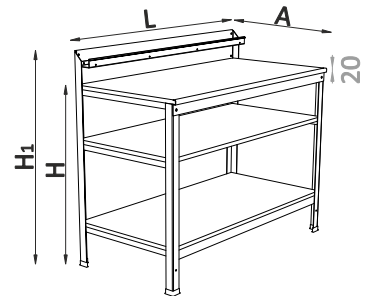


ENCIMERA
PLAN DE TRAVAIL
WORKTOP



Madera aglomerada
Bois aggloméré
Conglomerate wood

e 20 mm



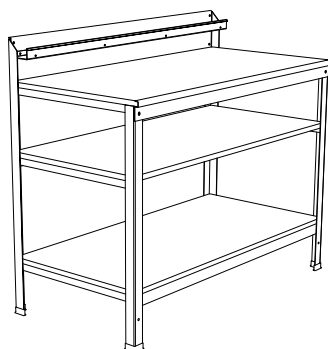
		L x A x H (mm)	H 1 (mm)
137	42,6 Kg	1220x600x900	1050

e 2 mm



Montaje con tornillo (se entrega desmontado). Tornillos incluidos.
Montage avec vis (livraison démonté). Vis inclus.
Screw assembly (supplied disassembled). Included screws.

SERIE 137 STANDARD



300

Carga total repartida.
Charge totale répartie.
Total distributed load.

		L x A x H
137	42,60 Kg	1220x600x900-1050

SERIE 142

new



600

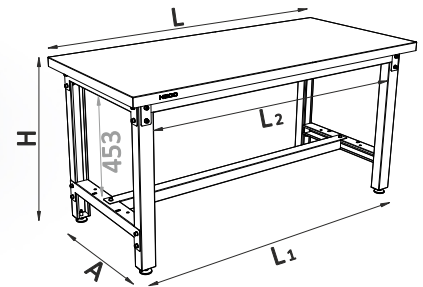

Banco de trabajo ideal: calidad y robustez HECO simplificada sin perder la esencia .
Établi idéal :Qualité et robustesse des HECO simplifiées sans perdre l'essentiel.
Ideal workbench: HECO quality and robustness simplified without losing the essence.



Montaje fácil con tornillos.
Montage facile à l'aide de vis.
Easy assembly with screws.




Pies ajustables en altura.
Pieds réglables en hauteur
Feet adjustable in height.




ENCIMERA
PLAN DE TRAVAIL
WORKTOP

ENCIMERA estandar
PLAN DE TRAVAIL standard
Standard WORKTOP



Chapa
Tôle
Metal

e 50 mm



D M
MDF
MDF

e 40 mm


PIES PIEDS STANDS

INCLUYE:
Base redonda regulable en altura.
COMPREND:
Base ronde réglable en hauteur.
INCLUDES:
Height-adjustable round base.



OPCIÓN OPTIONNEL OPTION

ENCIMERA en opción
PLAN DE TRAVAIL en option
Option WORKTOP



DM Compacto
MDF Compact
Compact MDF

e 12 mm

	L x A x H (mm)	L ₁ (mm)	L ₂ (mm)
142 15 S	1500 x 700 x 750	1400	1220
142 18 S	1800 x 700 x 750	1700	1520
142 20 S	2000 x 700 x 750	1900	1720
142 15 A	1500 x 700 x 880	1400	1220
142 18 A	1800 x 700 x 880	1700	1520
142 20 A	2000 x 700 x 880	1900	1720

e 1,5 mm CHAPA TÔLE / SHEET



Se entrega desmontado.
Livraison démonté.
Supplied disassembled.

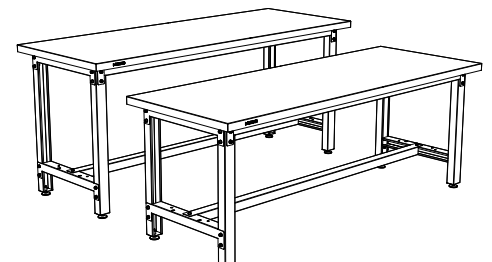
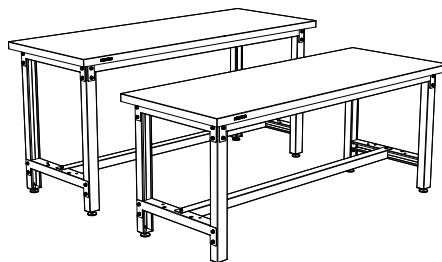
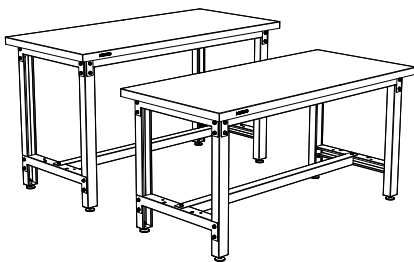


Montaje con tornillo. Tornillos incluidos.
Montage avec vis. Vis inclus.
Screw assembly. Included screws.

SERIE 142 STANDARD



600



		LxAxH
142 15 S C	51,21 Kg	1500x700x760
142 15 S D	52,39 Kg	1500x700x750
142 15 A C	53,96 Kg	1500x700x890
142 15 A D	55,64 Kg	1500x700x880

		LxAxH
142 18 S C	56,36 Kg	1800x700x760
142 18 S D	58,37 Kg	1800x700x750
142 18 A C	59,61 Kg	1800x700x890
142 18 A D	61,62 Kg	1800x700x880

		LxAxH
142 20 S C	60,62 Kg	2000x700x760
142 20 S D	62,86 Kg	2000x700x750
142 20 A C	63,87 Kg	2000x700x890
142 20 A D	66,11 Kg	2000x700x880

SERIE 150 ref. 150 A / 150 P / 150 S

Bancos de trabajo configurables.
Établis configurables.
Customizable workbenches.



Carga total repartida.
Charge totale répartie.
Total distributed load.

1000



SERIE 150 S

Base para armario serie 110.
Support d'armoire série 110.
110 series cabinet base.

SERIE 150 P

Pestaña superior.
Onglet supérieur.
Upper tab.

SERIE 150 A

CAJONES TIROIRS DRAWERS

Cajones disponibles.
Tiroirs disponibles.
Available drawers.



129 / 132 / 133 / 113 / 153

OPCIONAL OPTION OPTION



Chapa
Tôle
Metal

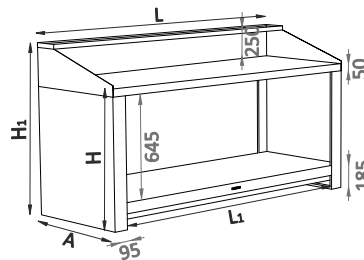
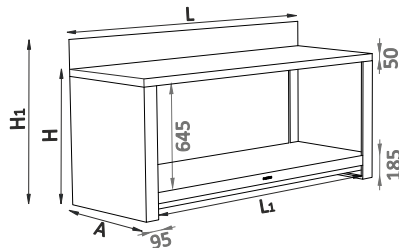
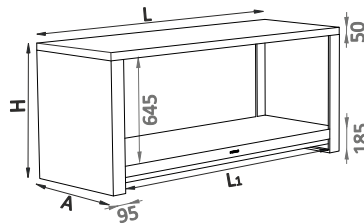


D M
MDF
MDF



M
Madera (castaño)
Bois (châtaigner)
Wood (chestnut)

e 50 mm



PIES PIEDS STANDS

Base redonda regulable en altura.
Base ronde réglable en hauteur.
Height-adjustable round base.



Montaje con tornillo (se entrega desmontado). Tornillos incluidos.
Montage avec vis (livraison démonté). Vis inclus.
Screw assembly (supplied disassembled). Included screws.

		L x A x H (mm)	L ₁ (mm)
150 10 A	81 Kg	1000x750x880	210
150 13 A	94 Kg	1300x750x880	1110
150 15 A	105 Kg	1500x750x880	1310
150 18 A	120 Kg	1800x750x880	1610
150 20 A	126 Kg	2000x750x880	1810

* Encimera de chapa Plan de travail tôle / Metal worktop

e 3 mm

		L x A x H x H ₁ (mm)	L ₁ (mm)
150 10 P	84 Kg	1000x750x880-1002	210
150 13 P	97 Kg	1300x750x880-1002	1110
150 15 P	109 Kg	1500x750x880-1002	1310
150 18 P	123 Kg	1800x750x880-1002	1610
150 20 P	134 Kg	2000x750x880-1002	1810

* Encimera de chapa Plan de travail tôle / Metal worktop

e 3 mm

		L x A x H x H ₁ (mm)	L ₁ (mm)
150 10 S	90 Kg	1000x750x880-1130	210
150 13 S	105 Kg	1300x750x880-1130	1110
150 15 S	116 Kg	1500x750x880-1130	1310
150 18 S	132 Kg	1800x750x880-1130	1610
150 20 S	142 Kg	2000x750x880-1130	1810

* Encimera de chapa Plan de travail tôle / Metal worktop

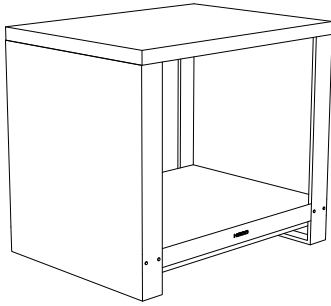
e 2 mm

SERIE 150 A STANDARD



Carga total repartida.
Charge totale répartie.
Total distributed load.

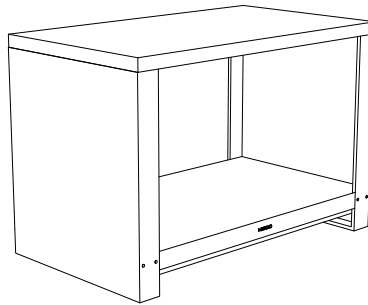
1000



		L x A x H
150 10 A	81 Kg	1000x750x880
150 10 AD	82 Kg	1000x750x880
150 10 AM	77 Kg	1000x750x880

servicio / service / service

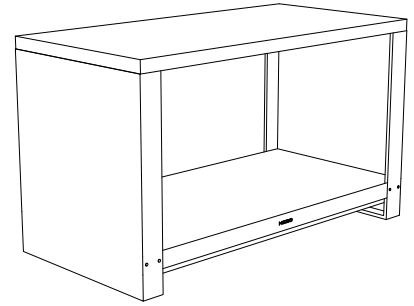
150 M 10 montaje / assemblage / set up



		L x A x H
150 13 A	94 Kg	1300x750x880
150 13 AD	94 Kg	1300x750x880
150 13 AM	90 Kg	1300x750x880

servicio / service / service

150 M 13 montaje / assemblage / set up

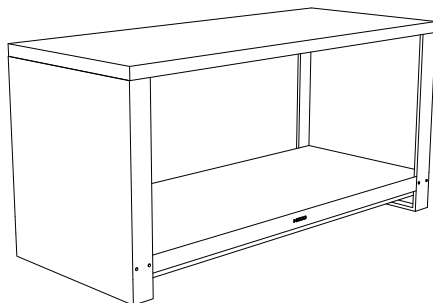


		L x A x H
150 15 A	105 Kg	1500x750x880
150 15 AD	103 Kg	1500x750x880
150 15 AM	100 Kg	1500x750x880

servicio / service / service

150 M 15 montaje / assemblage / set up

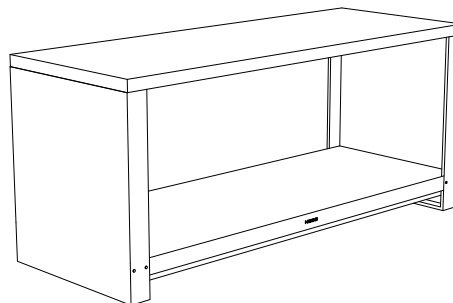
SERIE 109 13



		L x A x H
150 18 A	120 Kg	1800x750x880
150 18 AD	117 Kg	1800x750x880
150 18 AM	112 Kg	1800x750x880

servicio / service / service

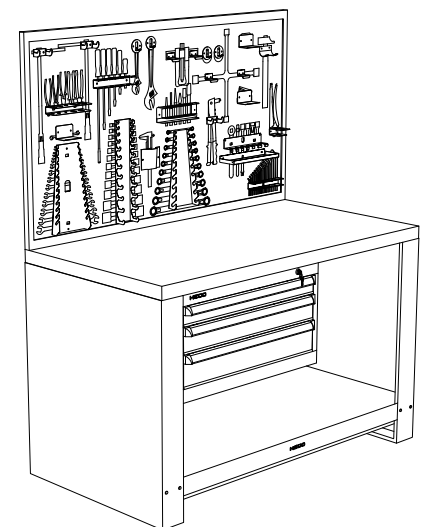
150 M 18 montaje / assemblage / set up



		L x A x H
150 20 A	126 Kg	2000x750x880
150 20 AD	129 Kg	2000x750x880
150 20 AM	120 Kg	2000x750x880

servicio / service / service

150 M 20 montaje / assemblage / set up



SERIE 113 3

SERIE 150 13 M

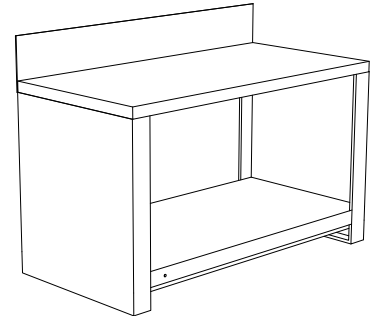
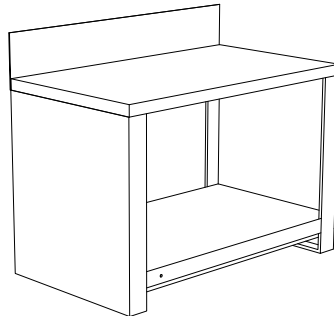

Solución Solution Solution

SERIE 150 P STANDARD



Carga total repartida.
Charge totale répartie.
Total distributed load.

1000



		L x A x H
150 10 P	84 Kg	1000x750x880
150 10 PD	85 Kg	1000x750x880
150 10 PM	80 Kg	1000x750x880

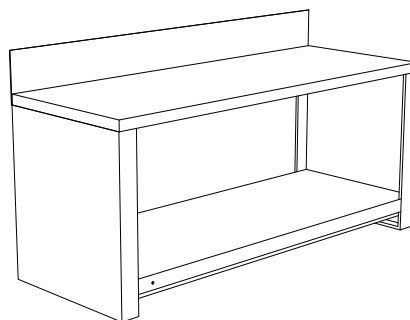
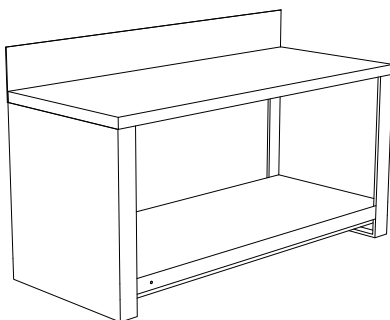
		L x A x H
150 13 P	97 Kg	1300x750x880
150 13 PD	97 Kg	1300x750x880
150 13 PM	93 Kg	1300x750x880

		L x A x H
150 15 P	109 Kg	1500x750x880
150 15 PD	107 Kg	1500x750x880
150 15 PM	104 Kg	1500x750x880

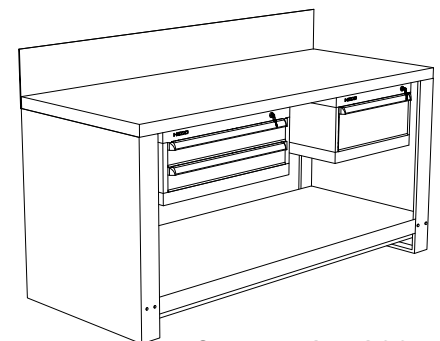
servicio / service / service		
150 M 10	montaje / assemblage / set up	
	L x A x H (mm)	VOL (m³)
1	1030x270x770	0,214

servicio / service / service		
150 M 13	montaje / assemblage / set up	
	L x A x H (mm)	VOL (m³)
1	1330x270x770	0,277

servicio / service / service		
150 M 15	montaje / assemblage / set up	
	L x A x H (mm)	VOL (m³)
1	1530x270x770	0,318



SERIE 150 18 P



SERIE 153 1 200

SERIE 113 2

		L x A x H
150 18 P	123 Kg	1800x750x880
150 18 PD	120 Kg	1800x750x880
150 18 PM	115 Kg	1800x750x880

		L x A x H
150 20 P	134 Kg	2000x750x880
150 20 PD	134 Kg	2000x750x880
150 20 PM	125 Kg	2000x750x880

servicio / service / service		
150 M 18	montaje / assemblage / set up	
	L x A x H (mm)	VOL (m³)
1	1830x270x770	0,380

servicio / service / service		
150 M 20	montaje / assemblage / set up	
	L x A x H (mm)	VOL (m³)
1	2030x270x770	0,422

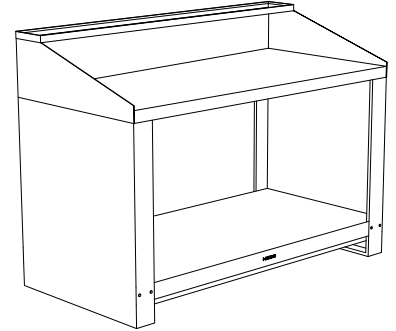
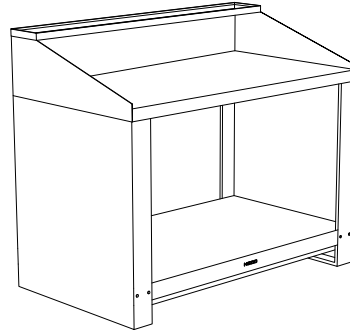
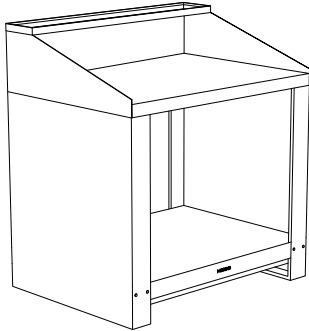
Solución Solution Solution

SERIE 150 S STANDARD



Carga total repartida.
Charge totale répartie.
Total distributed load.

1000



		L x A x H
150 10 S	90 Kg	1000x750x880
150 10 SD	97 Kg	1000x750x880
150 10 SM	92 Kg	1000x750x880

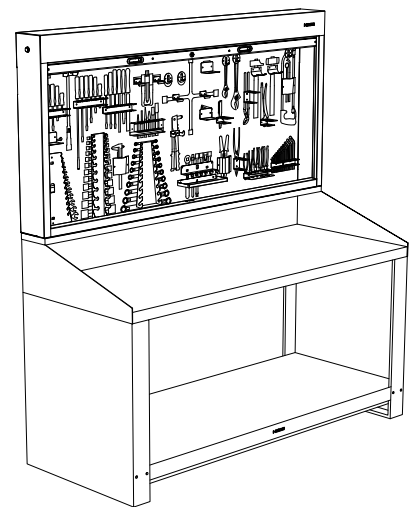
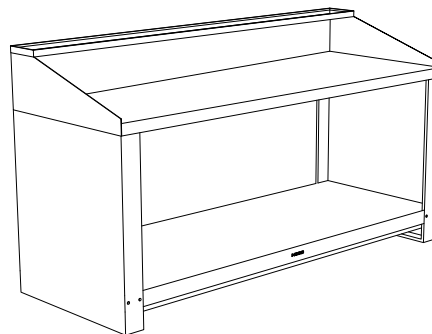
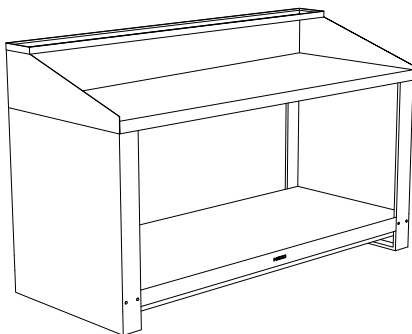
		L x A x H
150 13 S	105 Kg	1300x750x880
150 13 SD	111 Kg	1300x750x880
150 13 SM	107 Kg	1300x750x880

		L x A x H
150 15 S	116 Kg	1500x750x880
150 15 SD	121 Kg	1500x750x880
150 15 SM	118 Kg	1500x750x880

servicio / service / service		
150 M 10	montaje / assemblage / set up	
	L x A x H (mm)	VOL (m³)
1	1040x280x780	0,227

servicio / service / service		
150 M 13	montaje / assemblage / set up	
	L x A x H (mm)	VOL (m³)
1	1340x280x780	0,293

servicio / service / service		
150 M 15	montaje / assemblage / set up	
	L x A x H (mm)	VOL (m³)
1	1540x280x780	0,336



		L x A x H
150 18 S	132 Kg	1800x750x880
150 18 SD	137 Kg	1800x750x880
150 18 SM	132 Kg	1800x750x880

		L x A x H
150 20 S	142 Kg	2000x750x880
150 20 SD	151 Kg	2000x750x880
150 20 SM	142 Kg	2000x750x880

servicio / service / service		
150 M 18	montaje / assemblage / set up	
	L x A x H (mm)	VOL (m³)
1	1840x280x780	0,402

servicio / service / service		
150 M 20	montaje / assemblage / set up	
	L x A x H (mm)	VOL (m³)
1	2040x280x780	0,402

SERIE 110 18 1

SERIE 150 18 S

Solución Solution Solution

SERIE 150

Conjunto banco de trabajo y armario con persiana + tablero serigrafiado / perforado.
 Ensemble établi et armoire à rideau + panneau sérigraphié ou perforé.
 Workbench with shuttered cabinet + screen printed or perforated panel.



SERIE 150 S + 110 4

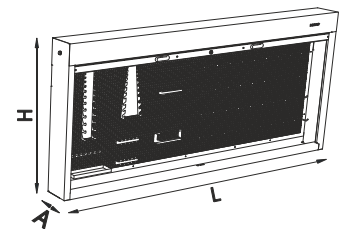
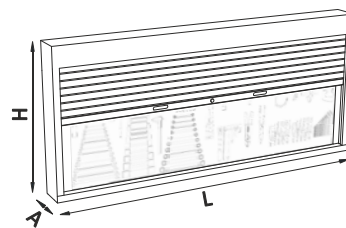


Con panel perforado.
 Avec panneau perforé.
 With perforated panel.

SERIE 150 S + 110 1



Con panel serigrafiado.
 Avec panneau sérigraphié.
 With screen printed panel.



	110 1	110 4	L x A x H (mm)
110 10	32 Kg	36,5 Kg	1000x170x900
110 13	38 Kg	51 Kg	1300x170x900
110 15	41 Kg	64,8 Kg	1500x170x900
110 18	48 Kg	66,5 Kg	1800x170x900
110 20	52 Kg	72 Kg	2000x170x900


OPCIONAL OPTION OPTION



Chapa
Tôle
Metal

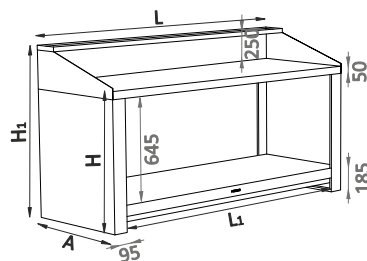


D M
MDF
MDF



M
Madera (castaño)
Bois (châtaigner)
Wood (chestnut)

e 50 mm



PIES PIEDS STANDS

Base redonda regulable en altura.
 Base ronde réglable en hauteur.
 Height-adjustable round base.



e 1 mm



Para más información sobre armarios murales, ver PAG.105.
 Pour plus d'information sur les armoires murales, voir PAGE 105.
 For further information on wall-hung cabinets, see PAGE 105.

		L x A x H x H ₁ (mm)	L ₁ (mm)
150 10 S	90 Kg	1000x750x880-1130	810
150 13 S	105 Kg	1300x750x880-1130	1110
150 15 S	116 Kg	1500x750x880-1130	1310
150 18 S	132 Kg	1800x750x880-1130	1610
150 20 S	142 Kg	2000x750x880-1130	1810

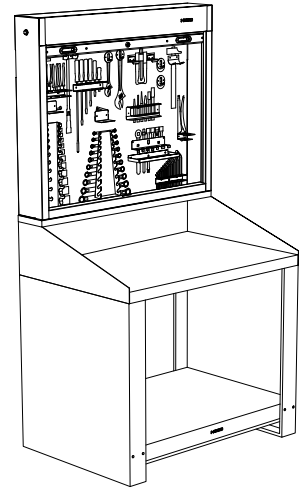
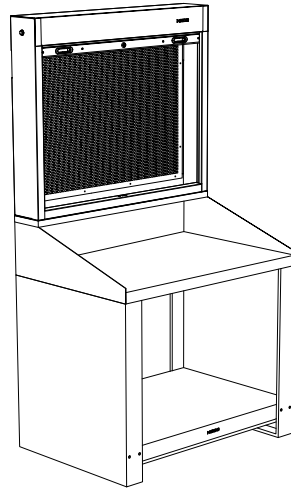
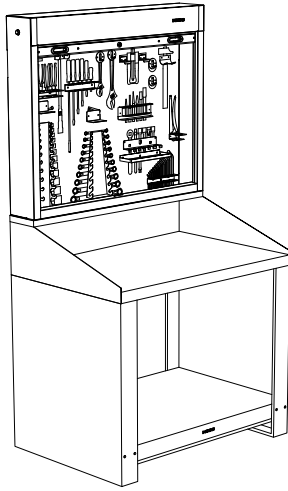
* Encimera de chapa Plan de travail tôle / Metal worktop

e 2 mm



Montaje con tornillo (se entrega desmontado). Tornillos incluidos.
 Montage avec vis (livraison démonté). Vis inclus.
 Screw assembly (supplied disassembled). Included screws.

SERIE 150 STANDARD



150 10 1



		L x A x H
150 10 S	90 Kg	1000x750x880
110 10 1	32 Kg	1000x170x900

servicio / service / service

150 M 10 montaje / assemblage / set up

* Encimera de chapa Plan de travail tôle / Metal worktop

150 10 2



		L x A x H
150 10 S	90 Kg	1000x750x880
110 10 4	36,5 Kg	1000x170x900

servicio / service / service

150 M 10 montaje / assemblage / set up

* Encimera de chapa Plan de travail tôle / Metal worktop

150 10 3

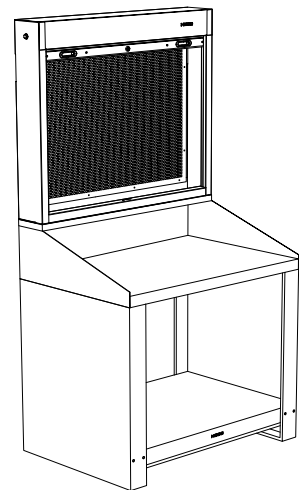
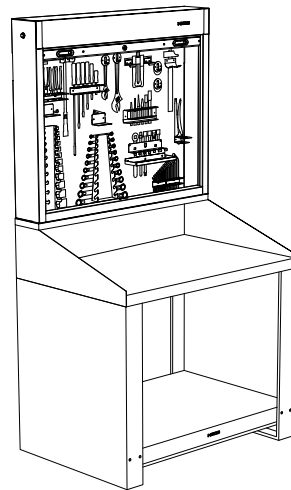
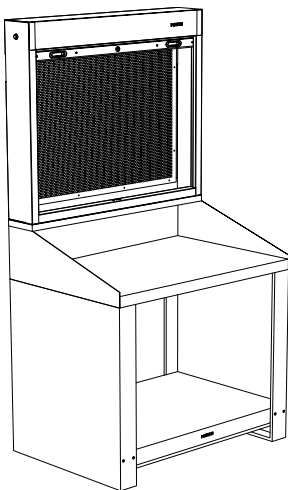


		L x A x H
150 10 SD	97 Kg	1000x750x880
110 10 1	32 Kg	1000x170x900

servicio / service / service

150 M 10 montaje / assemblage / set up

* Encimera de DM Plan de travail MDF / MDF worktop



150 10 4



		L x A x H
150 10 SD	97 Kg	1000x750x880
110 10 4	36,5 Kg	1000x170x900

servicio / service / service

150 M 10 montaje / assemblage / set up

* Encimera de DM Plan de travail MDF / MDF worktop

150 10 5



		L x A x H
150 10 SM	92 Kg	1000x750x880
110 10 1	32 Kg	1000x170x900

servicio / service / service

150 M 10 montaje / assemblage / set up

* Encimera de madera Plan de travail bois / Wood worktop

150 10 6

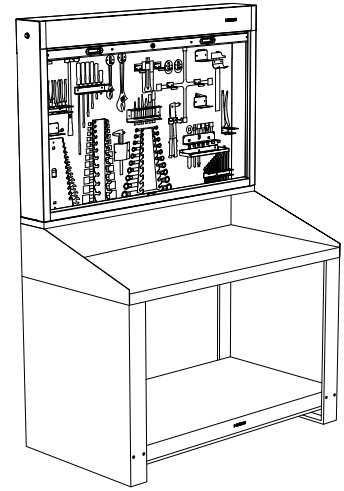
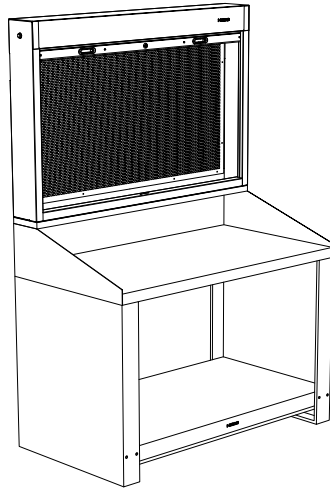
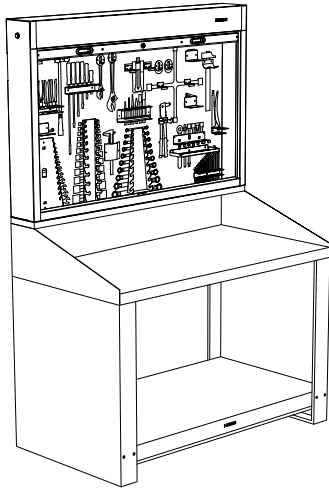


		L x A x H
150 10 SM	97 Kg	1000x750x880
110 10 4	36,5 Kg	1000x170x900

servicio / service / service

150 M 10 montaje / assemblage / set up

* Encimera de madera Plan de travail bois / Wood worktop



150 13 1



		L x A x H
150 13 S	105 Kg	1300x750x880
110 13 1	38 Kg	1300x170x900

servicio / service / service
150 M 13 montaje / assemblage / set up

* Encimera de chapa Plan de travail tôle / Metal worktop

150 13 2



		L x A x H
150 13 S	105 Kg	1300x750x880
110 13 4	51 Kg	1300x170x900

servicio / service / service
150 M 13 montaje / assemblage / set up

* Encimera de chapa Plan de travail tôle / Metal worktop

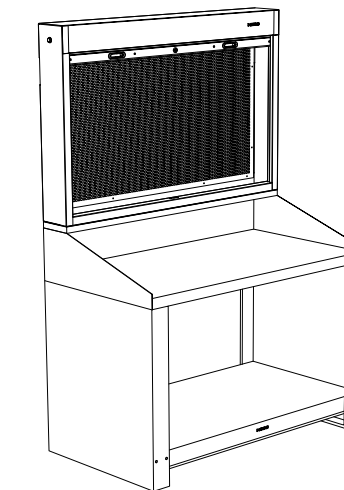
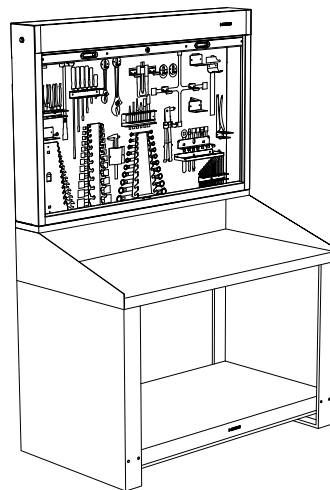
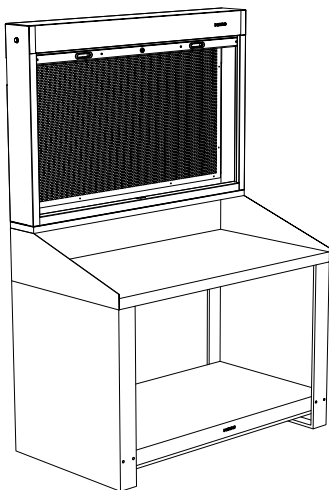
150 13 3



		L x A x H
150 13 SD	111 Kg	1300x750x880
110 11 1	38 Kg	1300x170x900

servicio / service / service
150 M 13 montaje / assemblage / set up

* Encimera de DM Plan de travail MDF / MDF worktop



150 13 4



		L x A x H
150 13 SD	111 Kg	1300x750x880
110 13 4	51 Kg	1300x170x900

servicio / service / service
150 M 13 montaje / assemblage / set up

* Encimera de DM Plan de travail MDF / MDF worktop

150 13 5



		L x A x H
150 13 SM	107 Kg	1300x750x880
110 13 1	38 Kg	1300x170x900

servicio / service / service
150 M 13 montaje / assemblage / set up

* Encimera de madera Plan de travail bois / Wood worktop

150 13 6

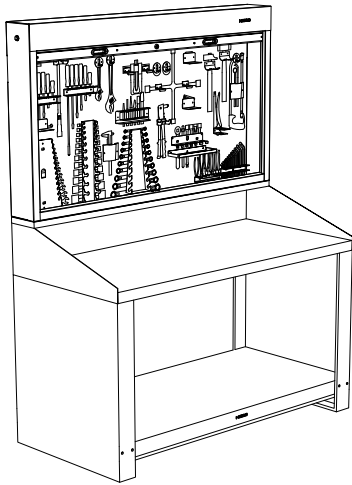


		L x A x H
150 16 SM	107 Kg	1300x750x880
110 13 4	51 Kg	1300x170x900

servicio / service / service
150 M 13 montaje / assemblage / set up

* Encimera de madera Plan de travail bois / Wood worktop

SERIE 150 STANDARD



150 15 1

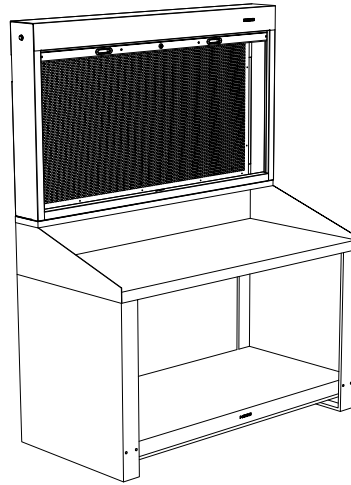


		L x A x H
150 15 S	116 Kg	1500x750x880
110 15 1	41 Kg	1500x170x900

servicio / service / service

150 M 15 montaje / assemblage / set up

* Encimera de chapa Plan de travail tôle / Metal worktop



150 15 2

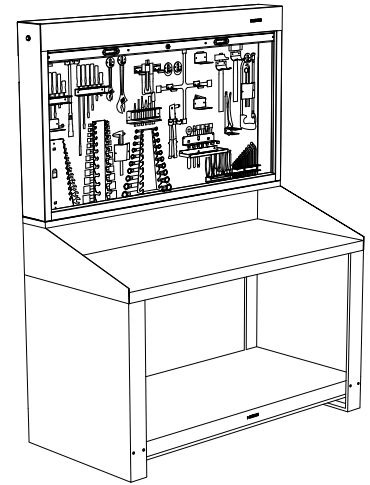


		L x A x H
150 15 S	116 Kg	1500x750x880
110 15 4	64,8 Kg	1500x170x900

servicio / service / service

150 M 15 montaje / assemblage / set up

* Encimera de chapa Plan de travail tôle / Metal worktop



150 15 3




		L x A x H
150 15 SD	121 Kg	1500x750x880
110 15 1	41 Kg	1500x170x900

servicio / service / service

150 M 15 montaje / assemblage / set up

* Encimera de DM Plan de travail MDF / MDF worktop



150 15 4




		L x A x H
150 15 SD	121 Kg	1500x750x880
110 15 4	64,8 Kg	1500x170x900

servicio / service / service

150 M 15 montaje / assemblage / set up

* Encimera de DM Plan de travail MDF / MDF worktop



150 15 5

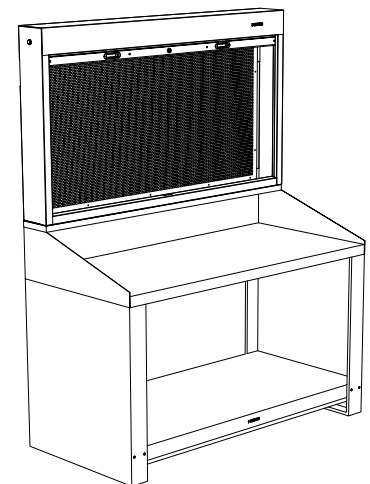


		L x A x H
150 15 SM	118 Kg	1500x750x880
110 15 1	41 Kg	1500x170x900

servicio / service / service

150 M 15 montaje / assemblage / set up

* Encimera de madera Plan de travail bois / Wood worktop



150 15 6


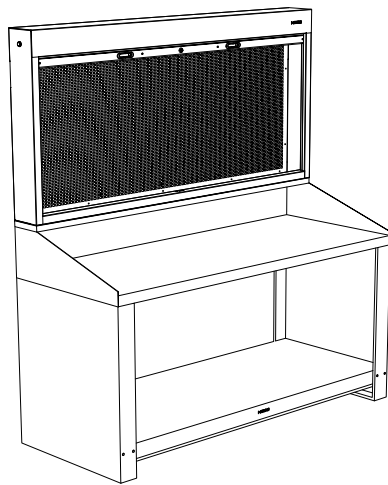



		L x A x H
150 15 SM	118 Kg	1500x750x880
110 15 4	64,8 Kg	1500x170x900

servicio / service / service

150 M 15 montaje / assemblage / set up

* Encimera de madera Plan de travail bois / Wood worktop



150 18 1



		L x A x H
150 18 S	132 Kg	1800x750x880
110 18 1	48 Kg	1800x170x900

servicio / service / service

150 M 18 montaje / assemblage / set up

* Encimera de chapa Plan de travail tôle / Metal worktop

150 18 2



		L x A x H
150 18 S	116 Kg	1800x750x880
110 18 4	66,5 Kg	1800x170x900

servicio / service / service

150 M 18 montaje / assemblage / set up

* Encimera de chapa Plan de travail tôle / Metal worktop

150 18 3

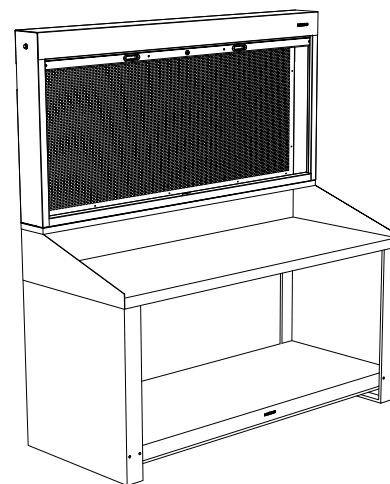

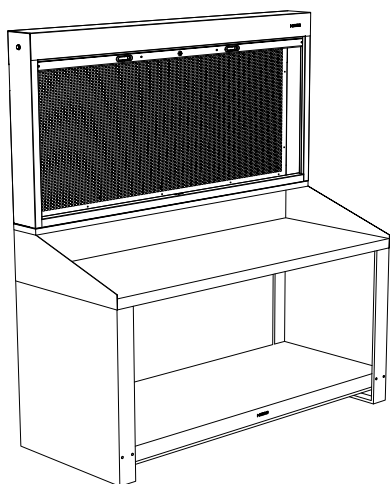


		L x A x H
150 18 SD	137 Kg	1800x750x880
110 18 1	48 Kg	1800x170x900

servicio / service / service

150 M 18 montaje / assemblage / set up

* Encimera de DM Plan de travail MDF / MDF worktop



150 18 4



		L x A x H
150 18 SD	137 Kg	1800x750x880
110 18 4	66,5 Kg	1800x170x900

servicio / service / service

150 M 18 montaje / assemblage / set up

* Encimera de DM Plan de travail MDF / MDF worktop

150 18 5



		L x A x H
150 18 SM	132 Kg	1800x750x880
110 18 1	48 Kg	1800x170x900

servicio / service / service

150 M 18 montaje / assemblage / set up

* Encimera de madera Plan de travail bois / Wood worktop

150 18 6



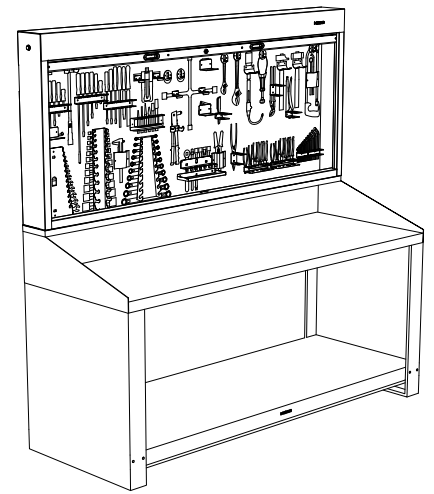
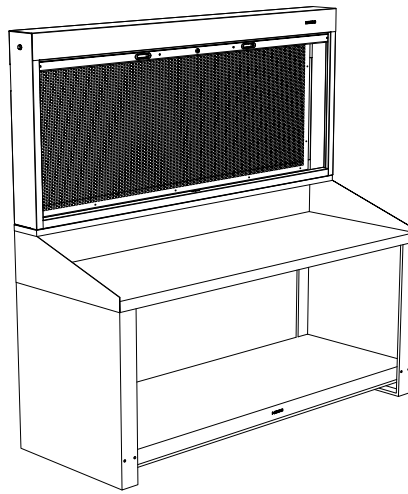
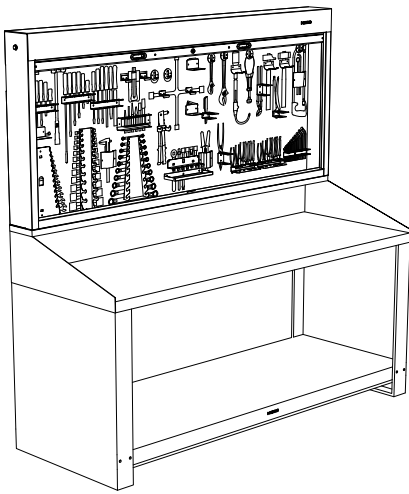
		L x A x H
150 18 SM	132 Kg	1800x750x880
110 18 4	66,5 Kg	1800x170x900

servicio / service / service

150 M 18 montaje / assemblage / set up

* Encimera de madera Plan de travail bois / Wood worktop

SERIE 150 STANDARD



150 20 1



L x A x H		
150 20 S	142 Kg	2000x750x880
110 20 1	52 Kg	2000x170x900

servicio / service / service

150 M 20 montaje / assemblage / set up

* Encimera de chapa Plan de travail tôle / Metal worktop

150 20 2



L x A x H		
150 20 S	142 Kg	2000x750x880
110 20 4	72 Kg	2000x170x900

servicio / service / service

150 M 20 montaje / assemblage / set up

* Encimera de chapa Plan de travail tôle / Metal worktop

150 20 3

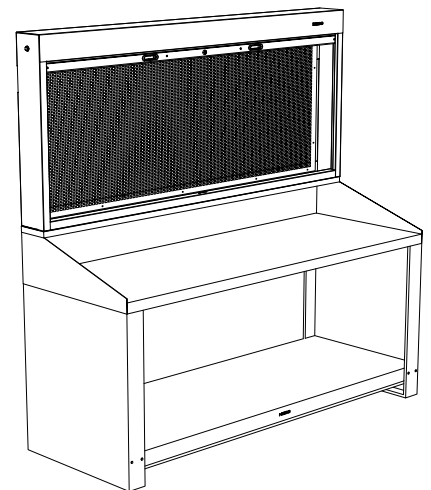
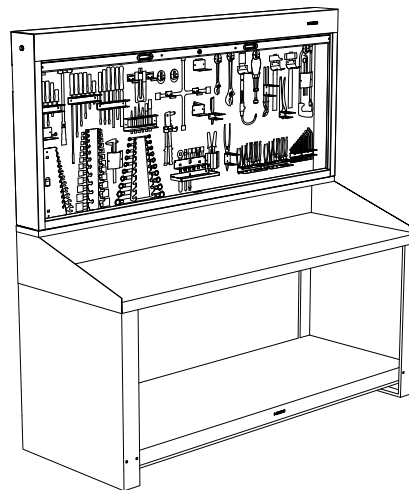
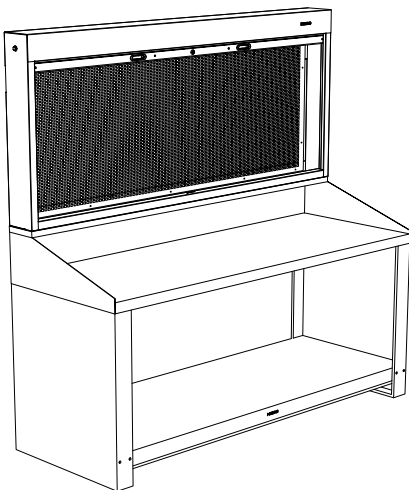


L x A x H		
150 20 SD	151 Kg	2000x750x880
110 20 1	52 Kg	2000x170x900

servicio / service / service

150 M 20 montaje / assemblage / set up

* Encimera de DM Plan de travail MDF / MDF worktop



150 20 4



L x A x H		
150 20 SD	151 Kg	2000x750x880
110 20 4	72 Kg	2000x170x900

servicio / service / service

150 M 20 montaje / assemblage / set up

* Encimera de DM Plan de travail MDF / MDF worktop

150 20 5



L x A x H		
150 20 SM	142 Kg	2000x750x880
110 20 1	52 Kg	2000x170x900

servicio / service / service

150 M 20 montaje / assemblage / set up

* Encimera de madera Plan de travail bois / Wood worktop

150 20 6



L x A x H		
150 20 SM	142 Kg	2000x750x880
110 20 4	72 Kg	2000x170x900

servicio / service / service

150 M 20 montaje / assemblage / set up

* Encimera de madera Plan de travail bois / Wood worktop

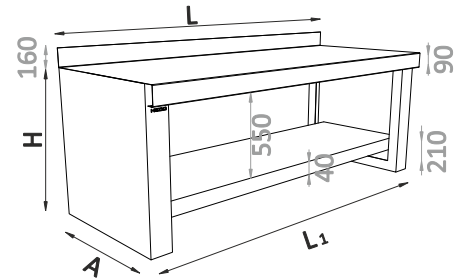
SERIE 152 ref. 152 10 / 152 15 / 152 20

Bancos de trabajo monobloque: totalmente soldado.
Établis monobloc: entièrement soudé.
Customizable fully-welded monoblock workbenches.



Carga total repartida.
Charge totale répartie.
Total distributed load.

2000



CAJONES TIROIRS DRAWERS

Cajones disponibles.
Tiroirs disponibles.
Available drawers.



129 / 132 / 133 / 113 / 153

PIES PIEDS STANDS

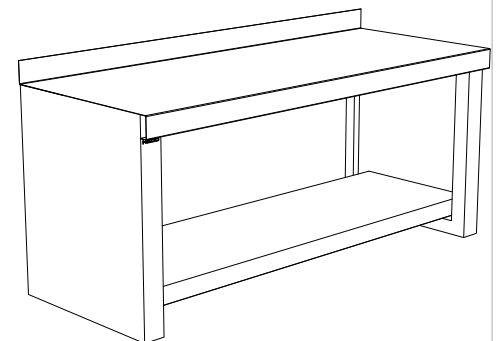
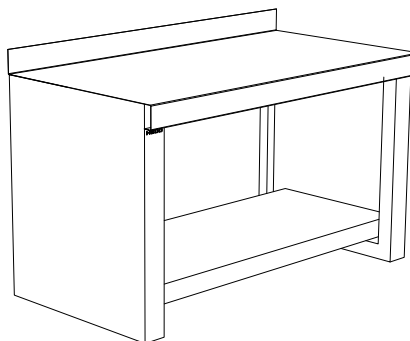
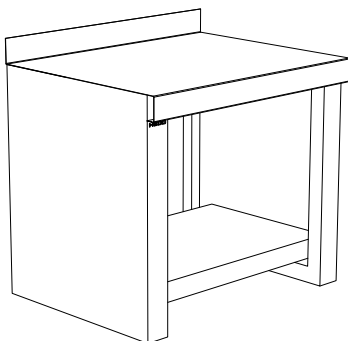
INCLUYE:
Base redonda regulable en altura.
COMPREND:
Base ronde réglable en hauteur.
INCLUDES:
Height-adjustable round base.



		L x A x H (mm)	L ₁ (mm)
152 10	82 Kg	1000x750x900	810
152 15	110 Kg	1500x750x900	1310
152 20	138 Kg	2000x750x900	1810

e 5 mm Encimera Plan de travail / Worktop

SERIE 152 STANDARD



		L x A x H
152 10	82 Kg	1000x750x1060
	L x A x H (mm)	VOL (m ³)
1	1030x780x895	0,719

		L x A x H
152 15	110 Kg	1500x750x1060
	L x A x H (mm)	VOL (m ³)
1	1530x780x895	1,068


		L x A x H
152 20	138 Kg	2000x750x1060
	L x A x H (mm)	VOL (m ³)
1	1830x780x895	1,278

SERIE 129 - 132 - 133

Para bancos de trabajo 112 / 150 / 152.
Pour établis 112 / 150 / 152.
For 112 / 150 / 152 workbenches.



SERIE 129



SERIE 132

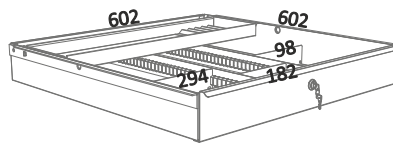
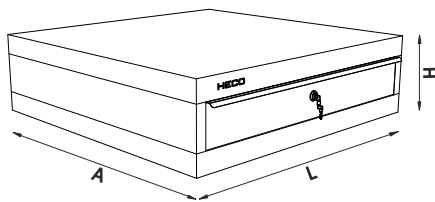


SERIE 133



Especificar tipo de encimera.
Spécifier type du plan de travail.
Specify type of worktop.

SERIE 129 STANDARD

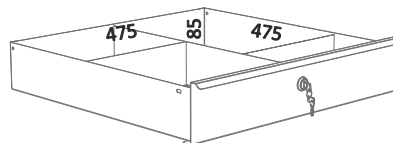
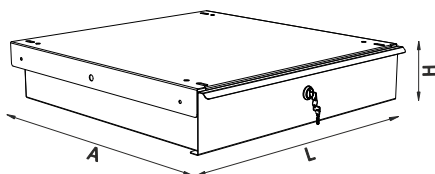


		L x A x H	
129	34,9 Kg	714x707x300	
	L x A x H (mm)	VOL (m³)	
1	725x770x325	0,181	



Incluye bandeja interior deslizante y extraíble, y divisiones según dibujo.
Comprend un plateau intérieur coulissant et amovible et des divisions selon le dessin.
Includes sliding and removable inner tray and divisions according to drawing.

SERIE 132 STANDARD

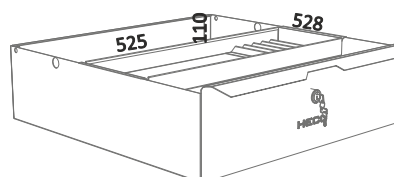
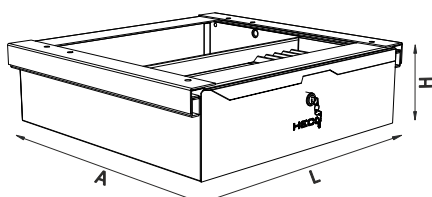


		L x A x H	
132	9 Kg	500x500x105	
	L x A x H (mm)	VOL (m³)	
1	530x530x135	0,038	



Incluye divisiones según dibujo.
Comprend des divisions selon le dessin.
Includes divisions according to drawing.

SERIE 133 STANDARD



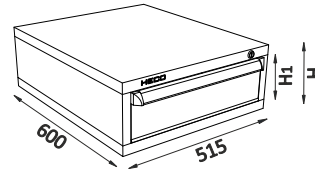
		L x A x H	
133	8 Kg	570x528x160	
	L x A x H (mm)	VOL (m³)	
1	600x590x180	0,064	



Incluye bandeja interior deslizante y extraíble.
Comprend un plateau intérieur coulissant et amovible.
Includes sliding and removable inner tray.

SERIE 153

Para bancos de trabajo 112 / 150 / 152.
 Pour établis 112 / 150 / 152.
 For 112 / 150 / 152 workbenches.



	H1 (mm)	H (mm)
153 1 100	100	200
153 1 200	200	300
153 2	200	300
153 3	300	400
153 4	400	500

e 1 mm estructura structure / structure

e 1,5 mm cajón tiroir / drawer

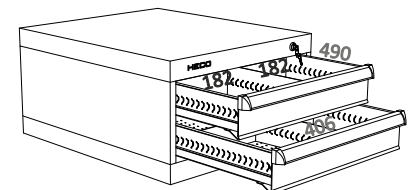
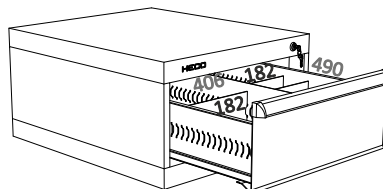
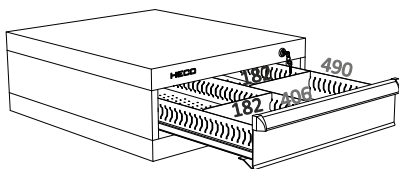
i Especificar tipo de encimera.
 Spécifier type du plan de travail.
 Specify type of worktop.

SERIE 153 STANDARD



Por cajón.
 Pour tiroir.
 For drawer.

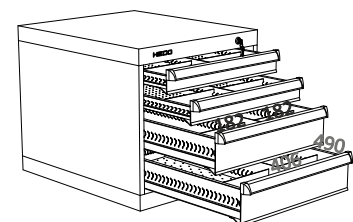
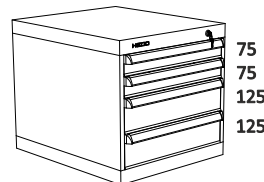
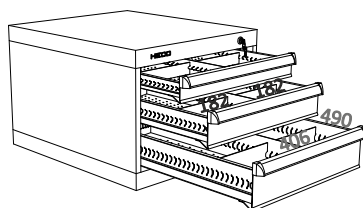
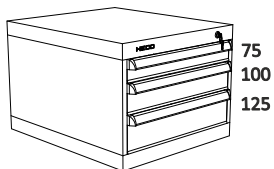
100



L x A x H		
153 1 100	18 Kg	515x600x200
	L x A x H (mm)	VOL (m³)
1	530x650x210	0,070

L x A x H		
153 1 200	21 Kg	515x600x300
	L x A x H (mm)	VOL (m³)
1	530x650x310	0,103

L x A x H		
153 2	24 Kg	515x600x300
	L x A x H (mm)	VOL (m³)
1	530x650x310	0,103

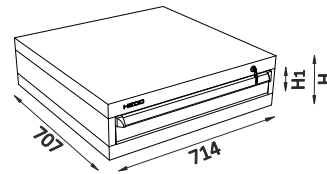



L x A x H		
153 3	37,5 Kg	515x600x400
	L x A x H (mm)	VOL (m³)
1	530x650x410	0,136

L x A x H		
153 4	43 Kg	515x600x500
	L x A x H (mm)	VOL (m³)
1	530x650x510	0,228

SERIE 113

Para bancos de trabajo 112 / 150 / 152.
Pour établis 112 / 150 / 152.
For 112 / 150 / 152 workbenches.



100

	H1 (mm)	H (mm)
113 1 100	100	200
113 1 200	200	300
113 2	200	300
113 3	300	400
113 4	400	500

e 1 mm estructura structure / structure

e 1,5 mm cajón tiroir / drawer

i Especificar tipo de encimera.
Spécifier type du plan de travail.
Specify type of worktop.

SERIE 113 STANDARD

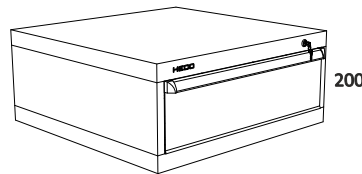


Por cajón.
Pour tiroir.
For drawer.

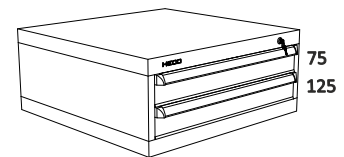
100



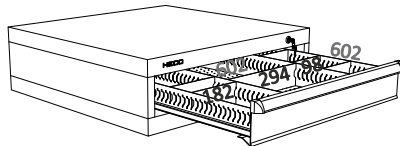
100



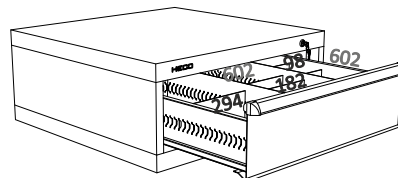
200



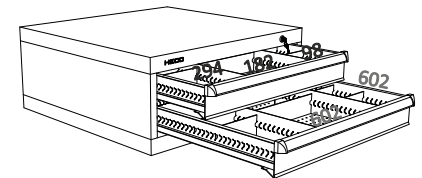
75
125



602



602

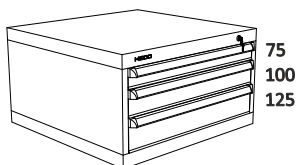


602

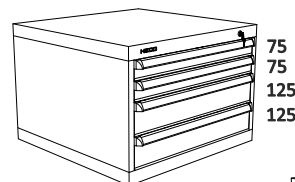
L x A x H		
113 1 100	28 Kg	714x707x200
	L x A x H (mm)	VOL (m³)
1	730x755x125	0,122

L x A x H		
113 1 200	29 Kg	714x707x300
	L x A x H (mm)	VOL (m³)
1	730x735x325	0,174

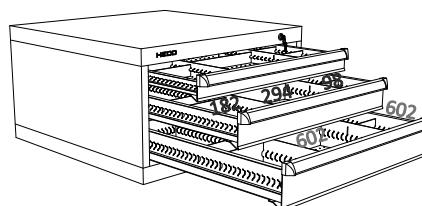
L x A x H		
113 2	37 Kg	714x707x300
	L x A x H (mm)	VOL (m³)
1	740x735x325	0,174



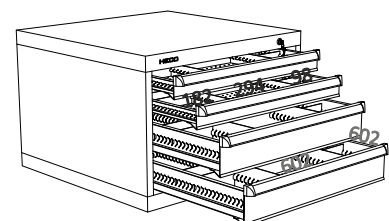
75
100
125



75
75
125
125



602



602

L x A x H		
113 3	60 Kg	714x707x400
	L x A x H (mm)	VOL (m³)
1	740x735x425	0,231

L x A x H		
113 4	76 Kg	714x707x500
	L x A x H (mm)	VOL (m³)
1	740x735x525	0,285



FR

- Ensemble d'armoires modulaires pour postes de travail.
- Adaptable selon les besoins.
- Une large gamme de configuration de tiroirs.
- Accessoires disponibles > reglette électrique.
- Armoire PC en option.
- Structure 10/10 d'épaisseur / portes: 7/10 .
- Couleur standard RAL 7016 et RAL 5010, possibilité teintes en option.

EN

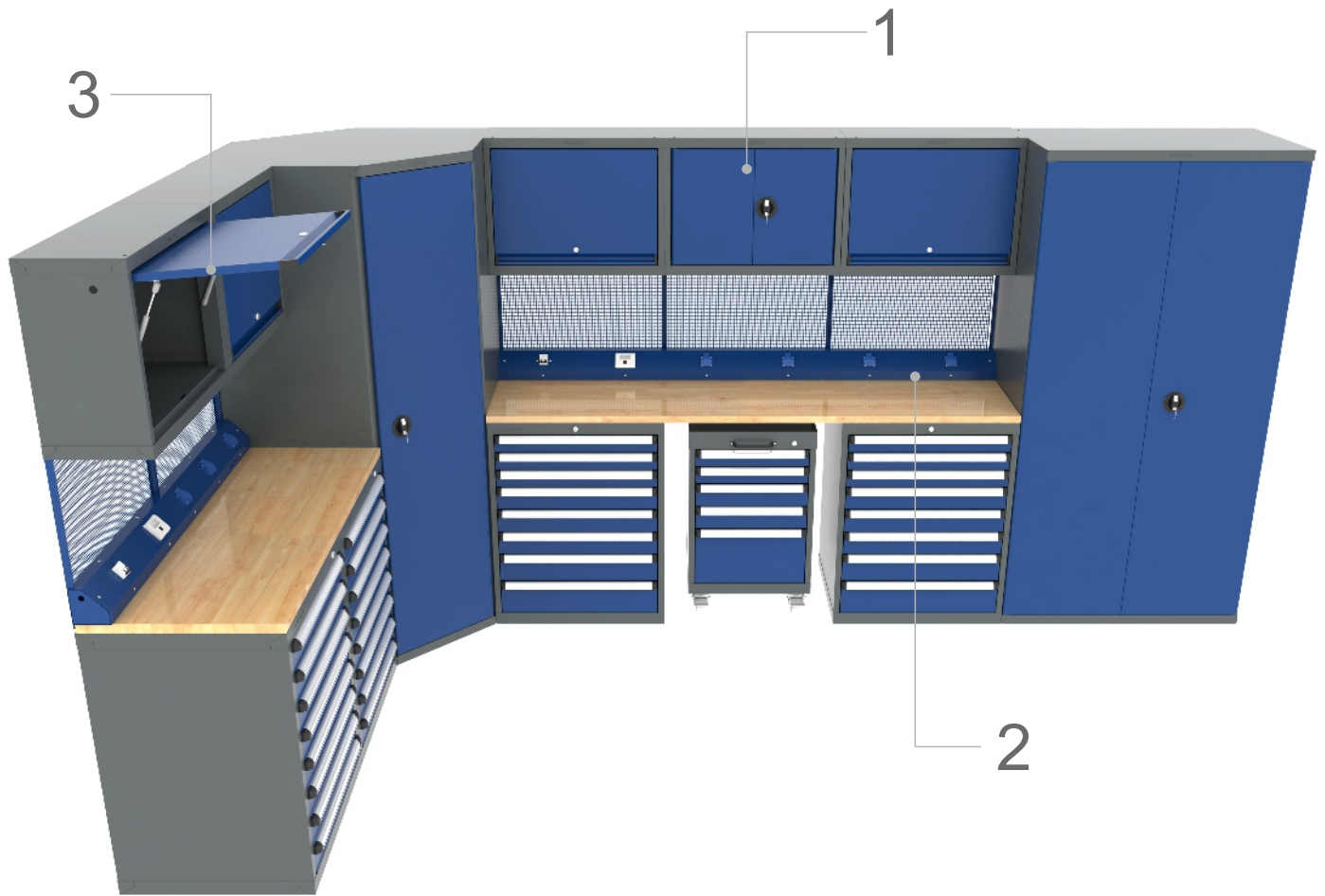
- Set of modular cabinets for workstations.
- Adaptable as needed.
- Wide range of drawer configurations.
- Available accessories > modular electricity supply.
- Optional PC cabinet.
- 1 mm metal sheet structure with 0,7 mm metal sheet doors.
- Standard colour RAL 7016 and RAL 5010 possibility optional colours.

WORKOFFICE



ES

- Conjunto de armarios modulares para espacios de trabajo.
- Adaptable según necesidad.
- Amplia gama de configuraciones de cajones.
- Accesorios disponibles > regleta eléctrica.
- Mueble opcional para PC.
- Estructura : 1 mm espesor / Puertas: 0,7 mm.
- Color estándar RAL 7016 y RAL 5010, posibilidad colores en opción.



INFO



1
Cierre con llave.
Fermeture avec clé.
Key locking.



2
Canal eléctrica modular.
Canal électrique modulaire.
Modular electricity supply.



3
Compás telescópico en serie 126 W0 01.
Verin telescópico en série 126 W0 01.
Telescopic jack in series 126 W0 01.



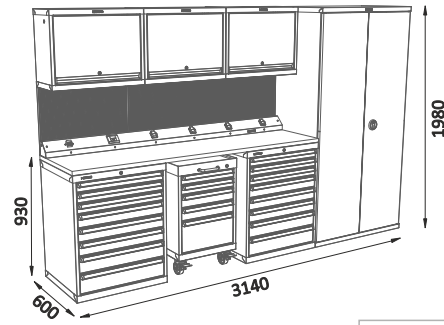
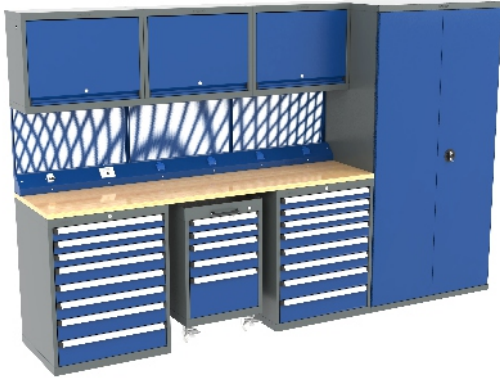
Colores estándar.
Couleurs Standard.
Standard colours.

RAL 5010 /
RAL 7016



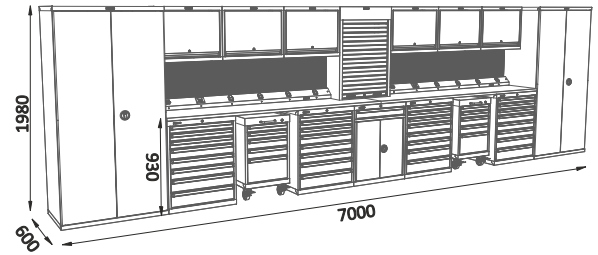
Para otros colores, coste adicional según condiciones.
Pour d'autres couleurs, coût additionnel selon condition.
Other colours available at extra cost according condition.

W. ONE



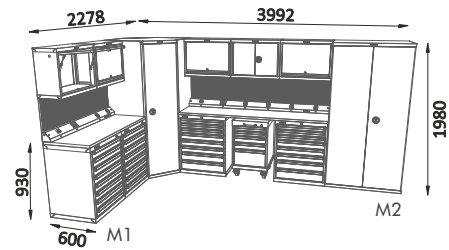
COMPONENTES COMPOSANTS / COMPONENTS	
Ref.	Unidades/Unités/Units
159 2 F6	1
126 WO 01	3
145 07	3
RE W 03	1
122 1 A 01	2
135 1 M	1
112 W 03 C	1

W. TWO



COMPONENTES COMPOSANTS / COMPONENTS	
Ref.	Unidades/Unités/Units
159 2 F6	2
122 1 A 01	4
127 W 01	1
135 1 M	2
RE W 03	2
112 W 01 C	2
145 07	6
126 WO 01	6
110 W 01	1

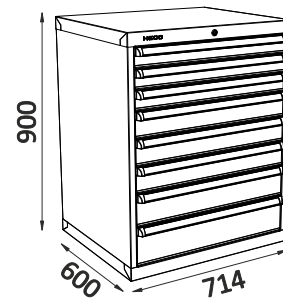
W. CORNER



COMPONENTES COMPOSANTS / COMPONENTS	
Ref.	Unidades/Unités/Units
112 W 03 C	1 (M2)
112 W 02 C	1 (M1)
159 CA F6	1
145 07	5 (2x M1 - 3x M2)
126 WO 01	4 (2x M1 - 2x M2)
126 WO 02	1 (M2)
159 2 F6	1 (M2)
122 1 A 01	4 (2x M1 - 2x M2)
135 1 M	1 (M2)
RE W 03	1 (M2)
RE W 02	1 (M1)

SERIE 122 1 A 01 COMPONENTES / COMPOSANTS / COMPONENTS

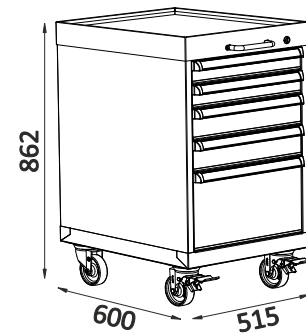

Armario con cajones.
Armoire à tiroirs.
Drawers cabinet.



103 Kg

SERIE 135 1 M COMPONENTES / COMPOSANTS / COMPONENTS

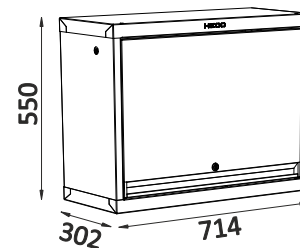

Carro de Taller.
Servante d'atelier.
Workshop trolley.



75 Kg

SERIE 126 WO 01 COMPONENTES / COMPOSANTS / COMPONENTS

Armario puerta abatible.
Armoire porte abattable.
Folding door cabinet.

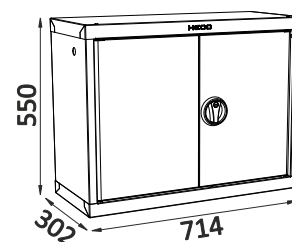



OPCIÓN: 126 B (estantería remachada).
OPTION : 126 B (étagère riveté).
OPTION: 126 B (riveted shelf).

17,5 Kg

SERIE 126 WO 02 COMPONENTES / COMPOSANTS / COMPONENTS

Armario 2 puertas.
Armoire 2 portes.
2 doors cabinet.



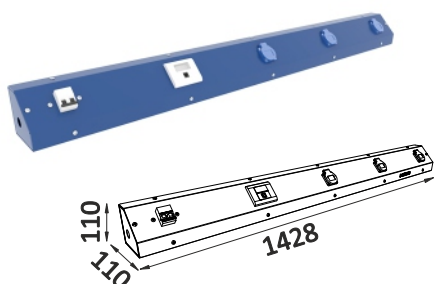
OPCIÓN: 126 B (estantería remachada).
OPTION : 126 B (étagère riveté).
OPTION: 126 B (riveted shelf).

16 Kg

SERIE RE W COMPONENTES / COMPOSANTS / COMPONENTS

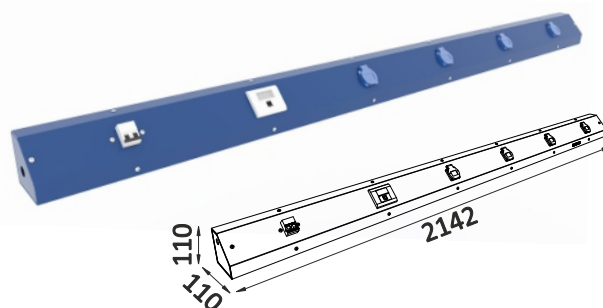
Regleta eléctrica.
Reglette électrique.
Electricity supply module.

RE W 02



9,7 Kg

RE W 03



14,20 Kg

SERIE 145 07 COMPONENTES / COMPOSANTS / COMPONENTS

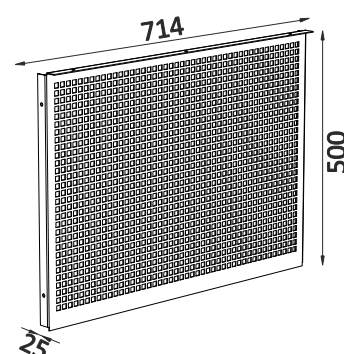
Panel perforado.
Panneau perforé
Perforated panel.



Accesorios opcionales.
Accessoires en option.
Optional accessories.



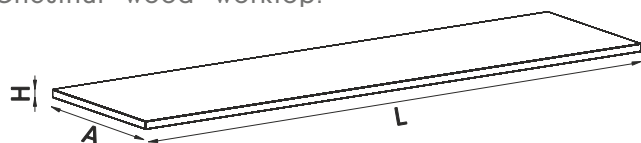
ACCESORIOS. Ver PAG. 282-283.
ACCESSOIRES. Voir PAG. 282-283.
ACCESSORIES. See PAG. 282-283.



4,3 Kg

SERIE 112 W COMPONENTES / COMPOSANTS / COMPONENTS


Encimera en Castaño.
Plan de travail en châtaigner.
Chestnut wood worktop.



Madera (castaño)
Bois (châtaigner)
Wood (chestnut)



D M
MDF
MDF

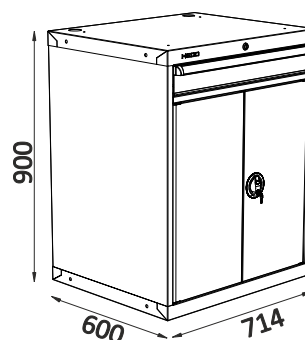


				L x A x H (mm)
112 W 01 C	26,41 Kg	112 W 01 DM	29,88 Kg	2500x600x30
112 W 02 C	15,09 Kg	112 W 02 DM	17,07 Kg	1428x600x30
112 W 03 C	22,63 Kg	112 W 03 DM	25,60 Kg	2142x600x30

30 mm

SERIE 127 W 01 COMPONENTES / COMPOSANTS / COMPONENTS

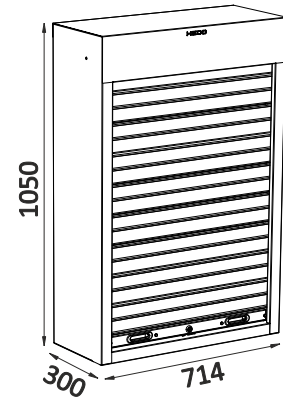

Cajón y armario CPU con estanteria regulable.
Tiroir et armoire pour tour d'ordinateur avec étagère réglable.
Drawer and CPU cabinet with adjustable shelf.



68,4 Kg

SERIE 110 W 01 COMPONENTES / COMPOSANTS / COMPONENTS

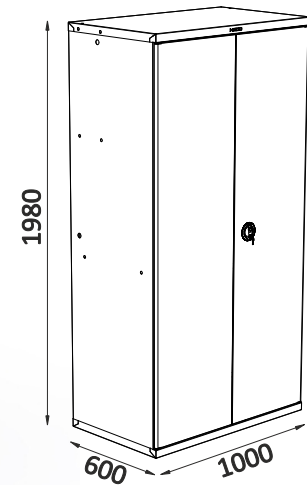

Armario CPU con persiana.
Armoire pour tour d'ordinateur avec rideau.
Shuttered CPU cabinet.



30 Kg

SERIE 159 F6 COMPONENTES / COMPOSANTS / COMPONENTS

Armario 2 puertas.
Armoire 2 portes.
2 doors cabinet.



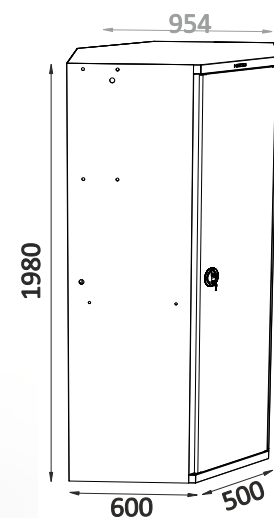

75 Kg

Sin estanterías.
Sans étagères.
Without shelves.

OPCIÓN: 5 estanterías graduables.
OPTION: 5 étagères réglables.
OPTION: 5 adjustable shelves.

SERIE 159 CA F6 COMPONENTES / COMPOSANTS / COMPONENTS

Armario esquinero.
Armoire d'angle.
Corner cabinet.



120 Kg

Sin estanterías.
Sans étagères.
Without shelves.

OPCIÓN. Estantería: 159 CA F6 B.
OPTION. Étagère: 159 CA F6 B.
OPTION. Shelf: 159 CA F6 B.


W. FOUR




INFO



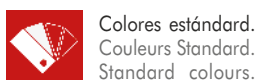
Cierre con llave para todos los modulos.
Fermeture avec clé pour toutes les blocs.
Key locking at all the sections.





Iluminación superior propia (led).
Canal eléctrico modular (led).
Modular electricity supply (led).



Gran capacidad de almacenamiento.
Grande capacité de stockage.
Storage high capacity.



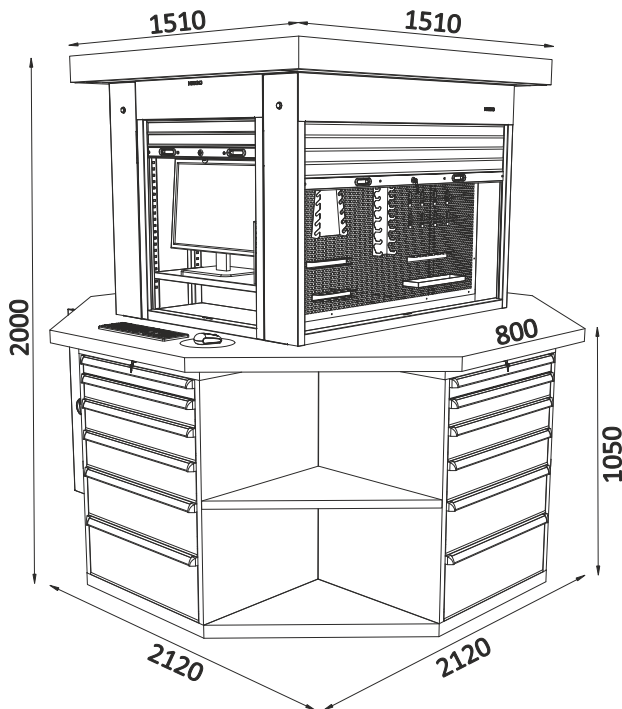
RAL 5010 / 
RAL 7016 



Para otros colores, coste adicional según condiciones.
Pour d'autres couleurs, coût additional selon condition.
Other colours available at extra cost according condition.



COMPONENTES COMPOSANTS / COMPONENTS		
Num.	Descripción Description / Descripton	Unidades Unités / Units
A	122 2 12	3
B	126 2 1 SPECIAL A=1300mm	1
C	110 W 01 SPECIAL 714x300x900mm	2
D	110 13 4	2
E	145 13 1	2
F	encimera / plan de travail / worktop	2
G	LED SUPPORT 1500x1300x100	1
H	zócalo / socle / socle	4
I	estanteria / étagère / tray	4



L x A x H		
W. FOUR	946,39 Kg	2120 x 2120 x 2000


ALL IN ONE

new



OPCIÓN: Ruedas.
OPTION : Roues.
OPTION: Wheels.

INFO




Fondo panel perforado.
Fond de panneau perforé.
Perforated panel bottom.

Cierre con pasador de muelle.
Fermeture à goupille à ressort.
Spring pin closure.




Cajones SERIE 122. OPCIÓN: Separaciones.
Tiroirs SÈRIE 122. OPTION : Intercales
SERIE 122 drawers. OPTION: Divisors.




Armario porta-cubetas.
Armoire pour bacs à bec.
Tray supports cabinet.

Bisagras de torsión 180°.
Charnières de torsion 180°.
Hinges of torsion 180°.

Colores estándar.
Couleurs Standard.
Standard colours.

RAL 5010 / 
RAL 7016

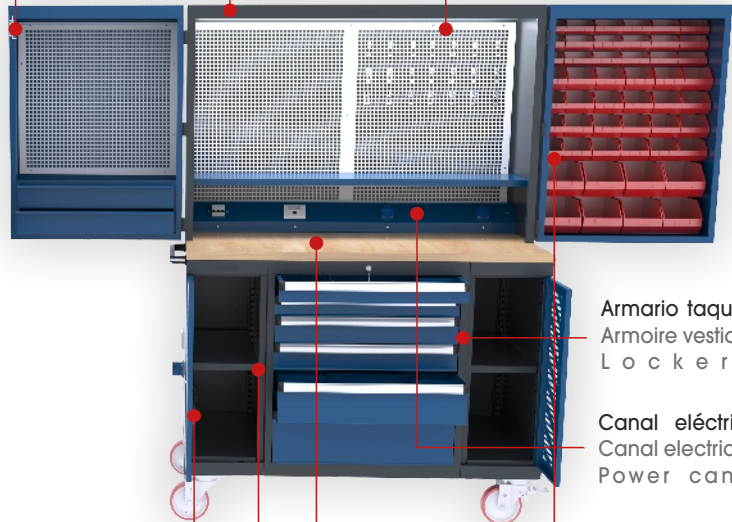
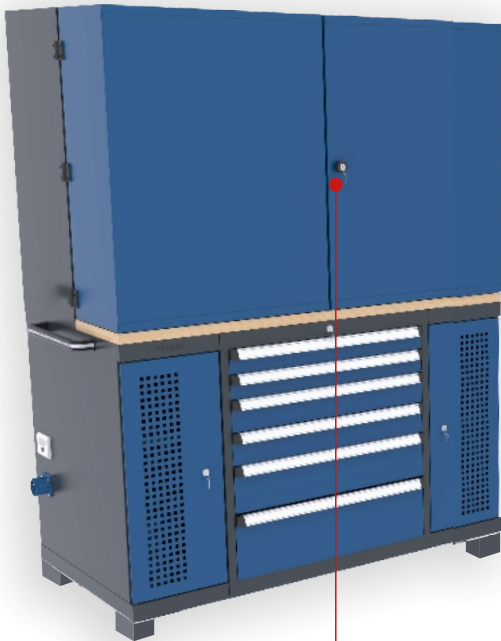
 Para otros colores, coste adicional según condiciones.
Pour d'autres couleurs, coût additionnel selon condition.
Other colours available at extra cost according condition.

ALL IN ONE ESPECIFICACIONES / SPÉCIFICATIONS / SPECIFICATIONS

Armario portaherramientas con cajones.
Armoire porte outils avec tiroirs.
Cabinet for tools with drawers.

Iluminación superior propia (led).
Canal électrique modulaire (led).
Modular electricity supply (led).

Panel perforado con estantería.
Panneau perforé avec étagère.
Perforated panels with shelf.



Armario taquilla.
Armoire vestiaire.
Lockers.

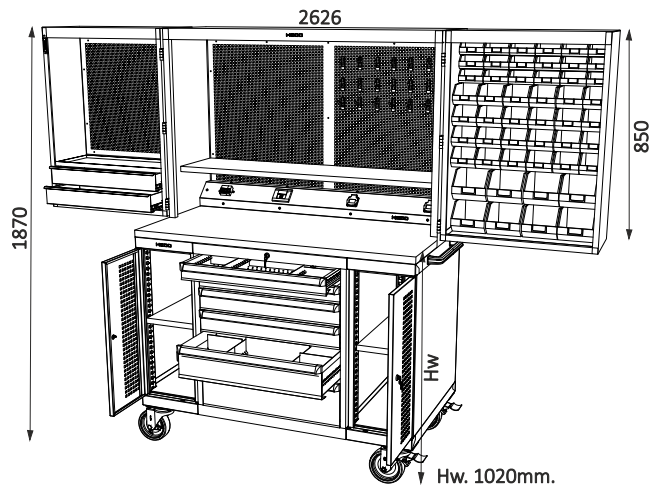
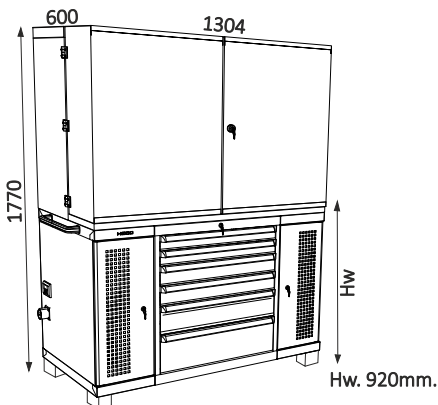
Canal eléctrica.
Canal électrique.
Power canal.

Armario cubetas V-BULL 1/V-BULL 2.
Armoire bacs à béc V-BULL 1/V-BULL 2.
Receptable cabinet V-BULL 1/V-BULL 2.

Cierres con llaves.
Fermetures à clés.
Closings with keys.

Armario PC y documentación.
Armoire PC et documentation.
PC and documentation cabinet.

Armario con cajones (multicombinación).
Armoire avec tiroirs (multicombinaison).
Drawer cabinet (multicombination).



OPCIÓN: Ruedas o pies.
OPTION: Roues ou pieds.
OPTION: Drawers or feet.

WORKOFFICE PERSONALIZADOS / PERSONNALISÉ / CUSTOMIZED



ARMOIRES POUR STOCKAGE SPÉCIFIQUE

CABINETS FOR SPECIFIC STORAGE



FR

- Armoires pour le stockage de produits spécifiques:
 - Phytosanitaire. (RAL 6029, plateaux selon normative STAWA-R).
 - Soins de premier secours (RAL 9016).
- Structure résistante et robuste > tôle 10/10.

EN

- Storage cabinets for specific use:
 - Phytosanitary (RAL 6029, trays according to STAWA-R regulations).
 - First-aid kit (RAL 9016).
- Tough and hardy structure > 1 mm metal sheet.

ARMARIOS PARA ALMACENAJE ESPECÍFICO



ES

- Armarios para el almacenaje y uso específico:
 - Fitosanitarios (RAL 6029, bandejas según normativa STAWA-R).
 - Botiquines (RAL 9016, según normativa).
- Estructura resistente y robusta > chapa 1mm.



SERIE 161 1

Armario 2 puertas con bandejas.
Armoire 2 portes et plateaux.
2 door cabinet with trays.



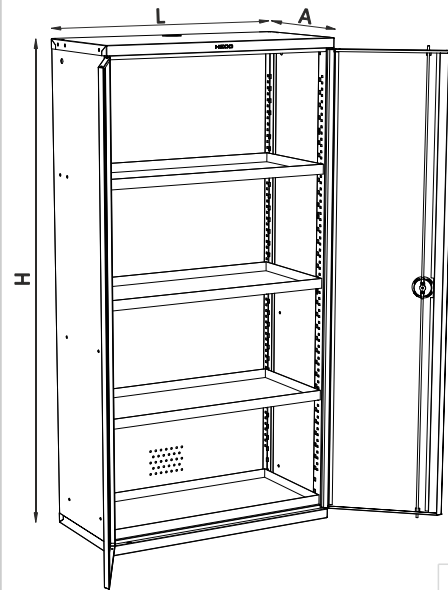
Orificio para la extracción Ø75 mm.
Orifice d'extraction Ø75 mm.
Extraction hole Ø75 mm.

Bandeja zincada, orificio de ventilación.
Bac zingué, orifice d'aération.
Zinc-coated, holes of ventilation.

i Bandejas > 3uds. 161 BG 1 + 1 bandeja colectora de líquidos.
Plateaux > 3uts. 161 BG 1 + 1 plateau collecteur de liquides.
Trays > 3uts. 161 BG 1 + 1 tray for liquid collection.

SERIE 161 1

100 Por bandeja.
Par plateau.
For tray.



L x A x H		
161 1	105,5 Kg	1000 x 490 x 1980

accesorios / accessoires / accessories

161 BG 1 3x bandejas / plateaux / trays

161 BC 1 1x b. colectora / p. collecteur / t. collector

e 1 mm

e 2 mm 161 BG 1

e 3 mm bandeja colectora / plateau collecteur / collecting tray

SERIE 161 2

Armario 2 puertas con bandejas.
Armoire 2 portes et plateaux.
2 door cabinet with trays.



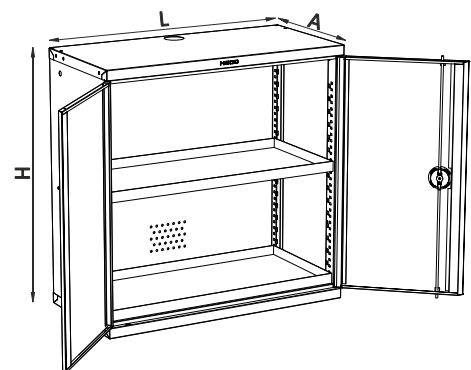
Orificio para la extracción Ø75 mm.
Orifice d'extraction Ø75 mm.
Extraction hole Ø75 mm.

Bandeja zincada, orificio de ventilación.
Bac zingué, orifice d'aération.
Zinc-coated, holes of ventilation.

i Bandejas > 1 161 BG 1 + 1 bandeja colectora de líquidos.
Plateaux > 1 161 BG 1 + 1 plateau collecteur de liquides.
Trays > 1 161 BG 1 + 1 tray for liquid collection.

SERIE 161 2

100 Por bandeja.
Par plateau.
For tray.



L x A x H		
161 2	59 Kg	1000 x 490 x 1000

accesorios / accessoires / accessories

161 BG 1 1x bandeja / plateau / tray

161 BC 1 1x b. colectora / p. collecteur / t. collector

e 1 mm

e 2 mm 161 BG 1

e 3 mm bandeja colectora / plateau collecteur / collecting tray

SERIE 161 3

Armario 2 puertas con bandejas.
 Armoire 2 portes et plateaux.
 2 door cabinet with trays.



Orificio para la extracción Ø75 mm.
 Orifice d'extraction Ø75 mm.
 Extraction hole Ø75 mm.

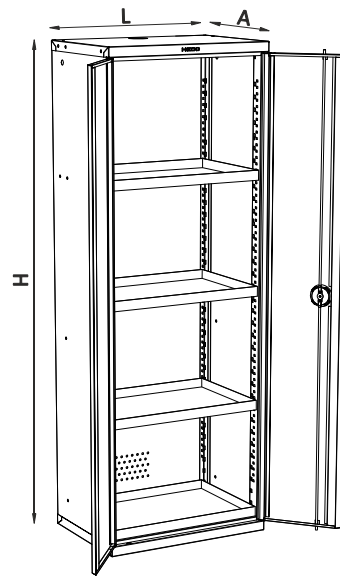
Bandeja zincada, orificio de ventilación.
 Bac zingué, orifice d'aération.
 Zinc-coated, holes of ventilation.

i Bandejas > 3uds. 161 BG 3 + 1 bandeja colectora de líquidos.
 Plateaux > 3uts. 161 BG 3 + 1 plateau collecteur de liquides.
 Trays > 3uts. 161 BG 3 + 1 tray for liquid collection.

SERIE 161 3



Por bandeja.
 Par plateau.
 For tray.



L x A x H		
161 3	82 Kg	700 x 490 x 1980

accesorios / accessoires / accessories		
161 BG 3	3x bandejas / plateaux / trays	
161 BC 3	1x b. colectora / p. collecteur / t. collector	

e 1 mm

e 2 mm 161 BG 3

e 3 mm bandeja colectora / plateau collecteur / collecting tray

SERIE 161 4

Armario 1 puerta con bandejas.
 Armoire 1 porte et plateaux.
 1 door cabinet with trays.



Orificio para la extracción Ø75 mm.
 Orifice d'extraction Ø75 mm.
 Extraction hole Ø75 mm.

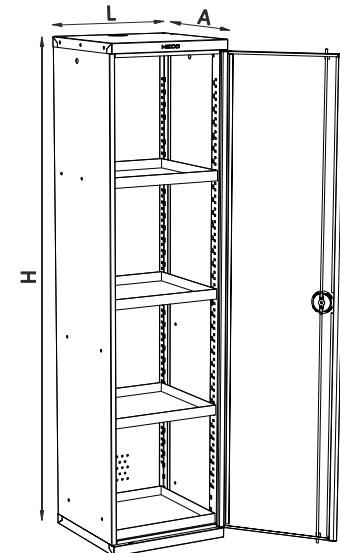
Bandeja zincada, orificio de ventilación.
 Bac zingué, orifice d'aération.
 Zinc-coated, holes of ventilation.

i Bandejas > 1 161 BG 4 + 1 bandeja colectora de líquidos.
 Plateaux > 1 161 BG 4 + 1 plateau collecteur de liquides.
 Trays > 1 161 BG 4 + 1 tray for liquid collection.

SERIE 161 4



Por bandeja.
 Par plateau.
 For tray.



L x A x H		
161 4	61 Kg	500 x 490 x 1980

accesorios / accessoires / accessories		
161 BG 4	3x bandejas / plateaux / trays	
161 BC 4	1x b. colectora / p. collecteur / t. collector	


e 1 mm

e 2 mm 161 BG 4

e 3 mm bandeja colectora / plateau collecteur / collecting tray

SERIE 161 BG

Bandejas graduables, zincadas y herméticas.
Plateaux réglables, zingués et hermétiques.
Adjustable zinc-coated hermetic trays.



Graduables cada 25 mm.
Réglables chaque 25 mm.
Adjustable every 25 mm.




Según normativa STAWA-R.
Selon normative STAWA-R.
As per STAWA-R regulations.

e 2 mm

SERIE 161 BG 1

100
KG

Por bandeja.
Par plateau.
For tray.



		L x A x H
161 BG 1	10 Kg	947 x 458 x 40

SERIE 161 BG 3

100
KG

Por bandeja.
Par plateau.
For tray.

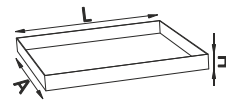


		L x A x H
161 BG 3	8 Kg	647 x 458 x 40

SERIE 161 BG 4

100
KG

Por bandeja.
Par plateau.
For tray.



		L x A x H
161 BG 4	6 Kg	447 x 458 x 40

SERIE D-2.00.360

Unidad de extracción de aire SIN ventilador.
Unité d'extraction d'air SANS ventilateur.
Air extraction unit WITHOUT fan.



		L x A x H
D-2.00.360	2 Kg	210 x 210 x 215

SERIE D-2.00.340

Unidad de extracción de aire CON ventilador.
Unité d'extraction d'air AVEC ventilateur.
Air extraction unit WITH fan.



		L x A x H
D-2.00.340	10 Kg	250 x 318 x 352

SERIE 161 ES

Adhesivo para almacenamiento fitosanitario (ESPAÑOL).
Phytosanitaire adhesive storage (SPANISH).



	L x A
161 ES	200 x 290

SERIE 161 FR

Adhésif pour stockage phytosanitaire (FRANÇAIS).
Phytosanitaire adhesive storage (FRENCH).



	L x A
161 FR	200 x 290

SERIE 130

ARMARIOS - BOTIQUÍN
ARMOIRES DE PREMIER SECOURS
FIRST-AID CABINETS



Armarios para productos de primeros auxilios y/o de farmacia.
Armoires pour produits de premier secours et/ou de pharmacie.
Cabinets for first-aid or pharmaceutical products.

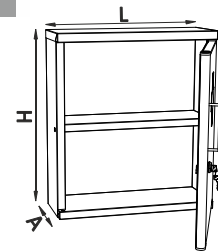


RAL 9010

0,6 mm

Bandejas interiores fijas / Asa para fácil abertura.
Plateaux intérieurs fixes / Poignée pour faciliter l'ouverture.
Fixed inner trays / Easy opening handle.

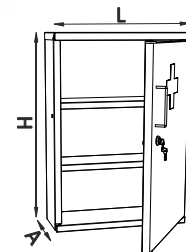
SERIE 130 1



1 Estante
Étagère
Shelf

		L x A x H
130 1	5,5 Kg	400 x 150 x 450

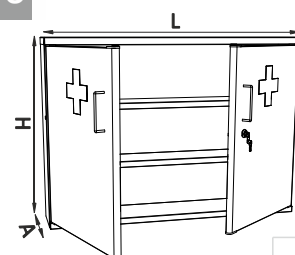
SERIE 130 2



2 Estantes
Étagères
Shelves

		L x A x H
130 2	8 Kg	400 x 150 x 600

SERIE 130 3



2 Estantes
Étagères
Shelves

		L x A x H
130 3	22 Kg	800 x 150 x 880

SOLUTIONS MODULAIRES ET COMPTOIRS

MODULAR SOLUTIONS AND COUNTERS



FR

- Grande variété de tailles et configurations.
- Conception robuste et résistante.
- Forte résistance au chargement.
- Plusieurs configurations.
- Ouverture des portes à 180 °.
- Couleur standard bleu martelé possibilité teintes en option. SÉRIE 170 (RAL 5017-RAL 2009).

EN

- Wide range of sizes and configurations.
- Strong and resistant design.
- High weight-bearing resistance.
- Several configurations.
- 180 ° opening doors.
- Standard colour hammered blue possibility optional colours. SERIE 170 (RAL 5017-RAL 2009).

SOLUCIONES MODULARES Y MOSTRADORES



ES

- Gran variedad de medidas y configuraciones.
- Diseño robusto y resistente.
- Alta resistencia de carga.
- Varias configuraciones.
- Apertura de puertas de 180 °.
- Color estándar azul martelé posibilidad colores en opción. SERIE 170 (RAL 5017-RAL 2009).

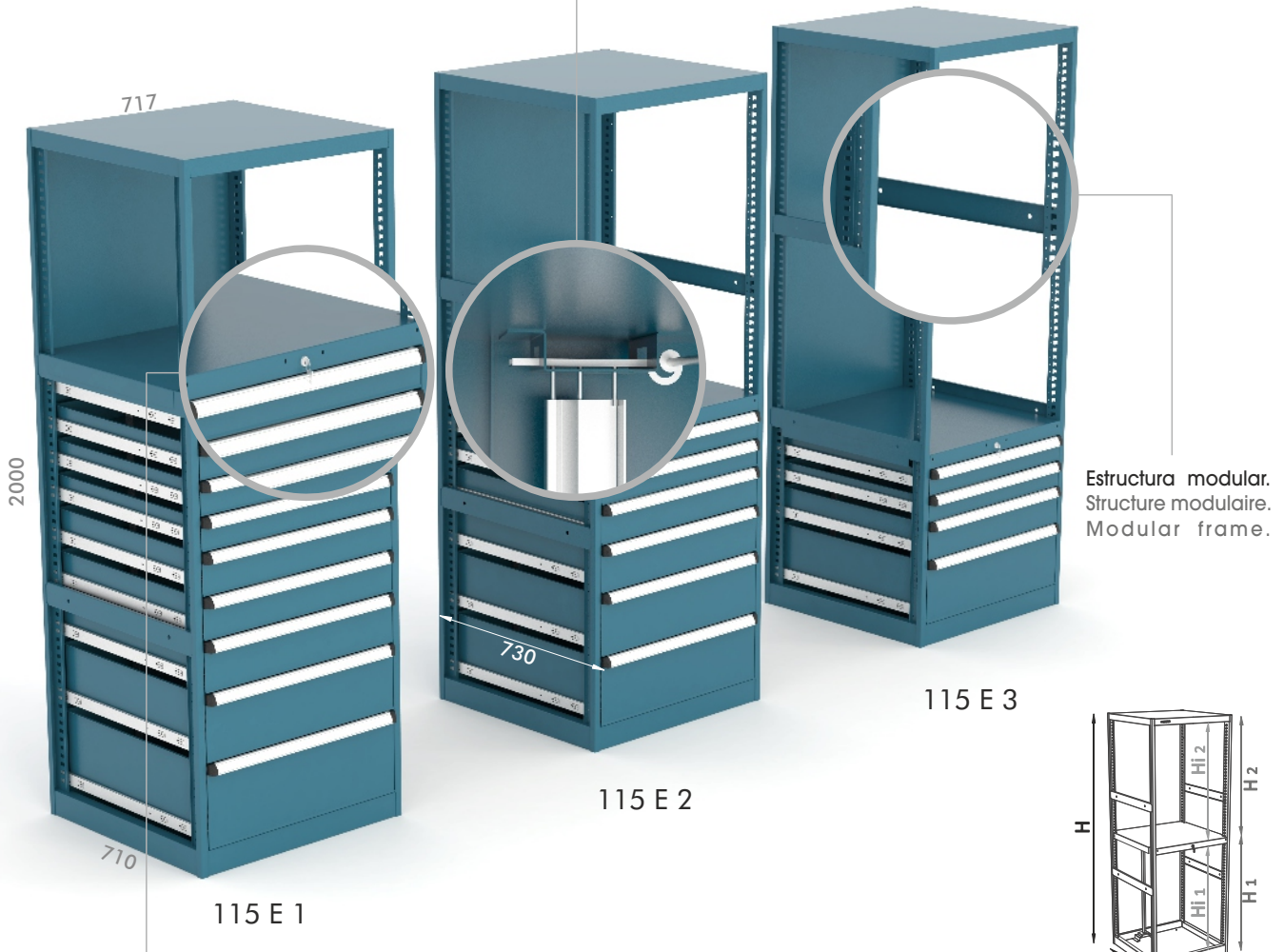


SERIE 115 E ref. 115 E 1 / 115 E 2 / 115 E 3

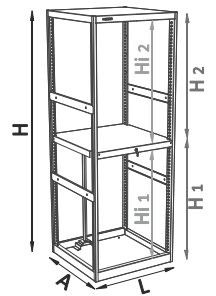
Armarios con cajones y estanterías.
Armoires avec tiroirs et étagères.
Cabinets with drawers and shelves.



Sistema antivuelco.
Système anti-renversement.
Anti-roll system.



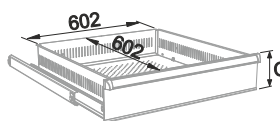
Estructura modular.
Structure modulaire.
Modular frame.



Cierre centralizado.
Verrouillage centralisé.
Central locking.

	LxAxH (mm)	H1 (mm)	H2 (mm)	Hi 1 (mm)	Hi 2 (mm)
115 E 1	717x710x2000	1435	600	1300	550
115 E 2	717x710x2000	1035	1000	900	950
115 E 3	717x710x2000	735	1300	600	1250

e 1 mm



		GT	100	
SERIE 115	C=50	●	115 T100 C50	10,5Kg
	C=75	●	115 T100 C75	11Kg
	C=100	●	115 T100 C100	12,5Kg
	C=125	●	115 T100 C125	13Kg
	C=150	●	115 T100 C150	13,5Kg
	C=200	●	115 T100 C200	14,5Kg
	C=250	●	115 T100 C250	15,5Kg
C=300				

e 1.5 mm



Plazo de entrega 10 días laborables.
Délai de livraison 10 jours ouvrables.
Delivery time 10 working days.

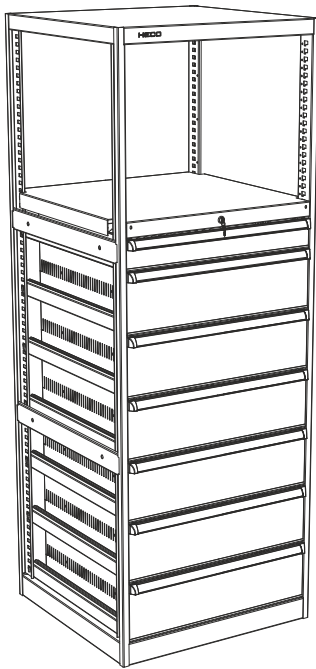




Para más información de cajones, ver PAG. 45.
Pour plus d'information de tiroirs, voir PAGE. 45.
For further information of drawers, see PAGE. 45.

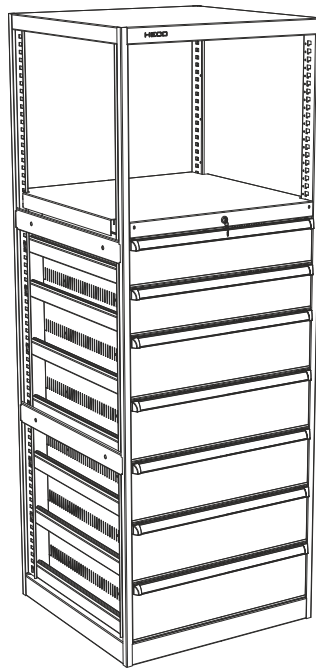




Los cajones no incluyen divisiones.
Les tiroirs non inclus les séparations.
Divisions non included at drawers.

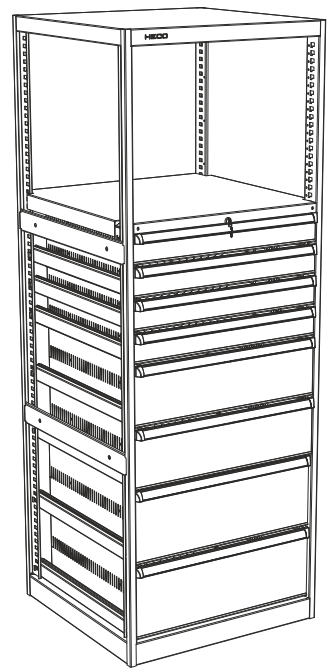
SERIE 115 E 1 STANDARD





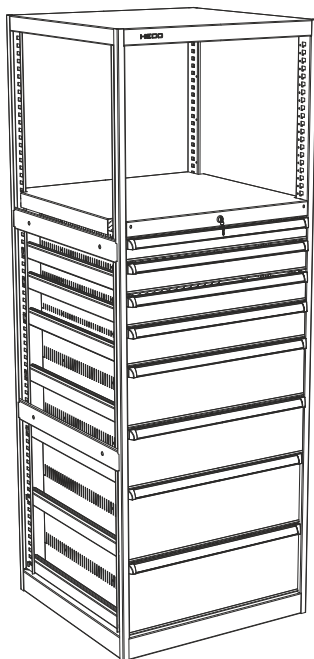
115 E 1 4 11	174,5 Kg	 	cajones/tiroirs/drawers 1x 115 C100 6x 115 C200
--------------	----------	---	---





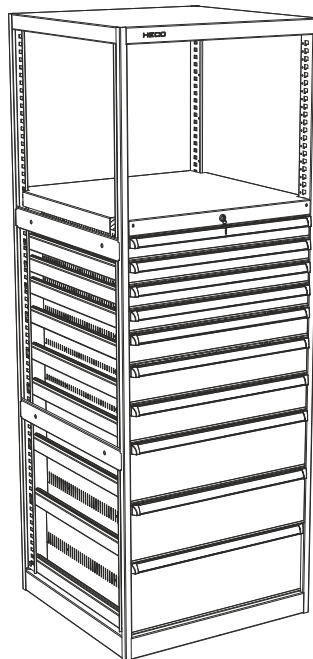
115 E 1 4 12	172,5 Kg	 	cajones/tiroirs/drawers 2x 115 C150 5x 115 C200
--------------	----------	---	---





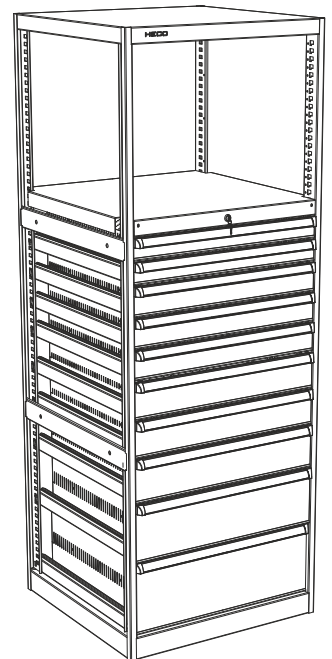
115 E 1 4 13	185 Kg	 	cajones/tiroirs/drawers 4x 115 C100 2x 115 C200 2x 115 C250
--------------	--------	---	--





115 E 1 4 14	185 Kg	 	cajones/tiroirs/drawers 1x 115 C75 2x 115 C100 1x 115 C125 2x 115 C200 2x 115 C250
--------------	--------	---	---

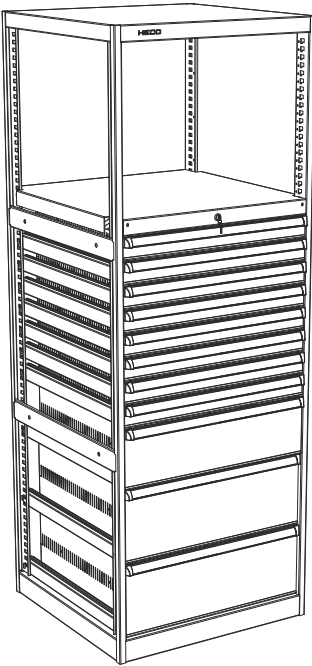


115 E 1 4 15	202 Kg	 	cajones/tiroirs/drawers 4x 115 C75 1x 115 C100 2x 115 C125 2x 115 C200 1x 115 C250
--------------	--------	---	---



115 E 1 4 16	191 Kg	 	cajones/tiroirs/drawers 2x 115 C75 3x 115 C100 2x 115 C125 1x 115 C150 1x 115 C200 1x 115 C250
--------------	--------	---	--

SERIE 115 E 1 STANDARD

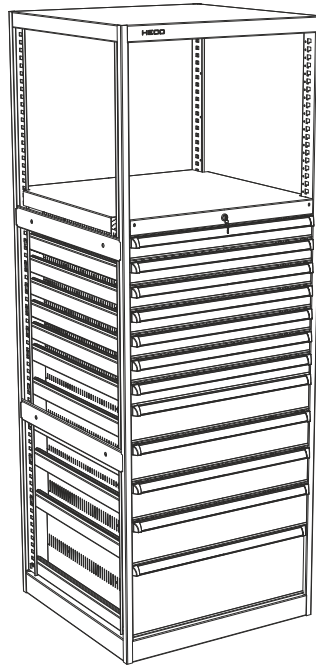


115 E 1 4 17 208,5 Kg



cajones/tiroirs/drawers

8x 115 C75
1x 115 C200
2x 115 C250

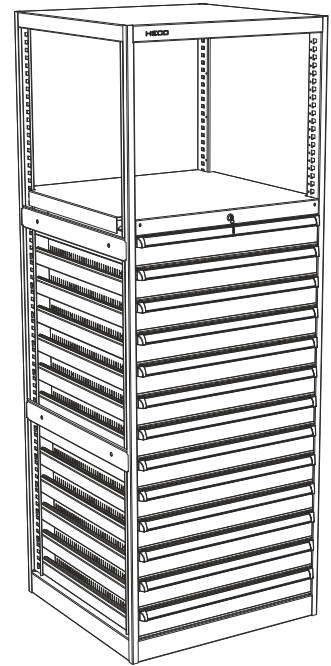


115 E 1 4 18 220 Kg



cajones/tiroirs/drawers

7x 115 C75
3x 115 C125
1x 115 C150
1x 115 C250



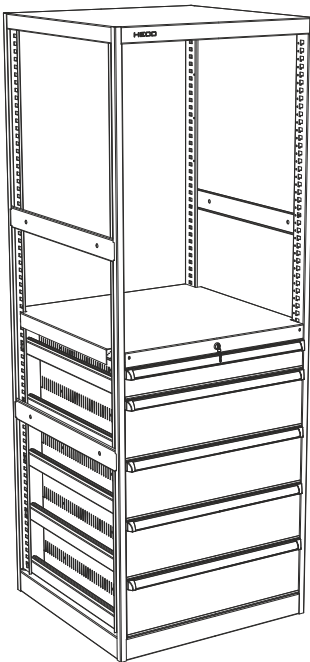
115 E 1 4 19 237 Kg



cajones/tiroirs/drawers

13x 115 C100

SERIE 115 E 2 STANDARD

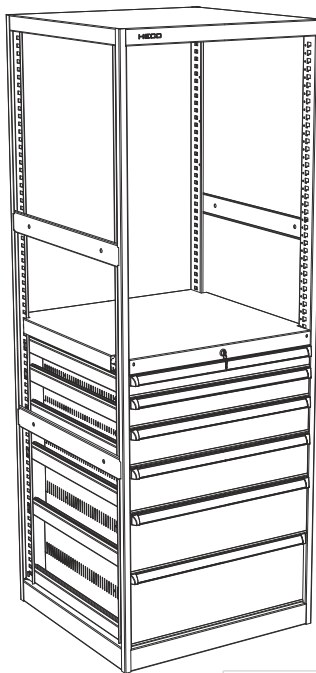


115 E 2 2 11 134 Kg



cajones/tiroirs/drawers

1x 115 C100
4x 115 C200

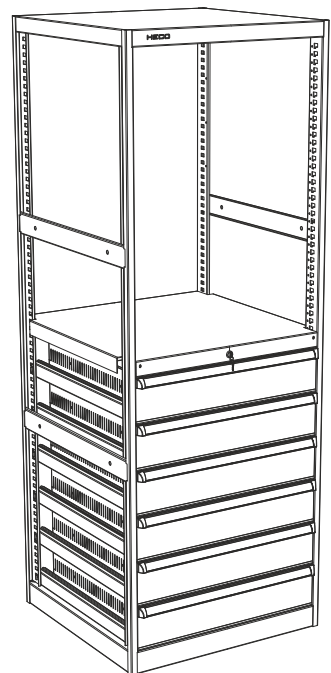


115 E 2 2 12 155 Kg



cajones/tiroirs/drawers

1x 115 C75
1x 115 C100
1x 115 C125
1x 115 C150
1x 115 C200
1x 115 C250



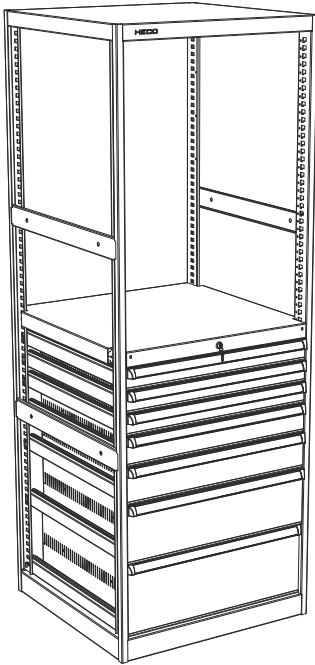
115 E 2 2 13 156 Kg





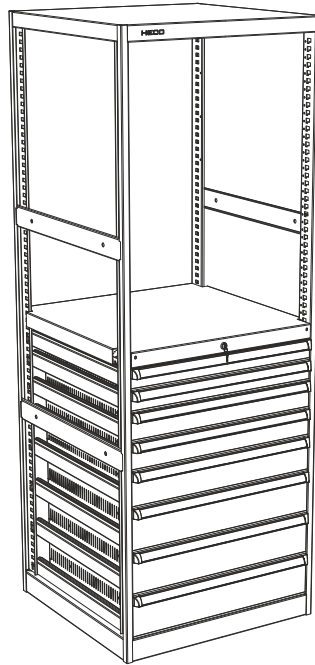
cajones/tiroirs/drawers



6x 115 C150

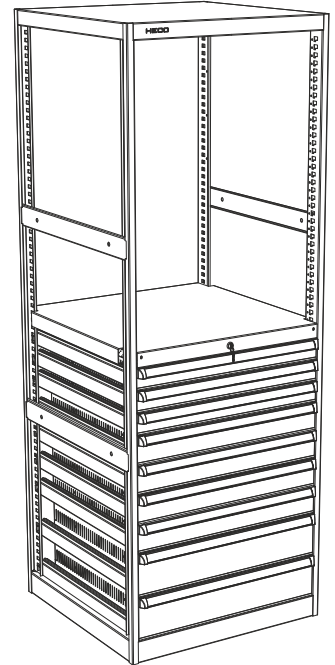
SERIE 115 E 2 STANDARD





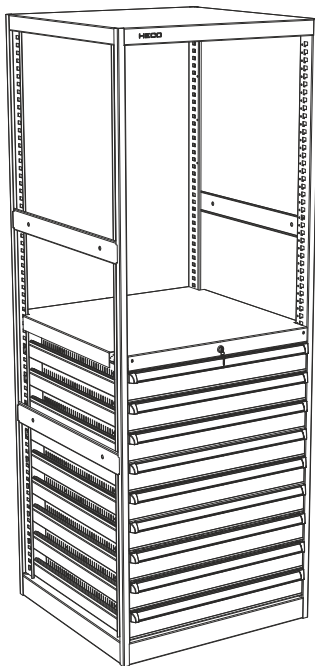
115 E 2 2 14	163,5 Kg	 	cajones/tiroirs/drawers 3x 115 C75 1x 115 C100 1x 115 C125 1x 115 C200 1x 115 C250
--------------	----------	---	---





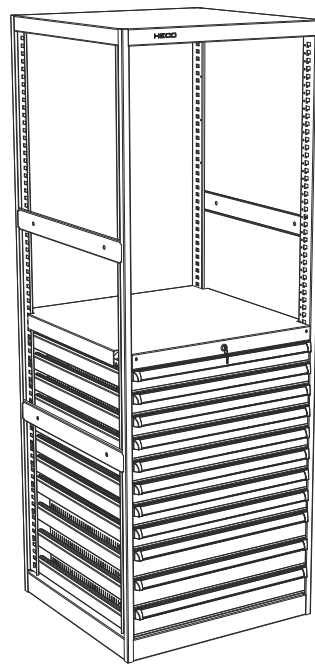
115 E 2 2 15	175 Kg	 	cajones/tiroirs/drawers 2x 115 C75 2x 115 C100 2x 115 C125 2x 115 C150
--------------	--------	---	--





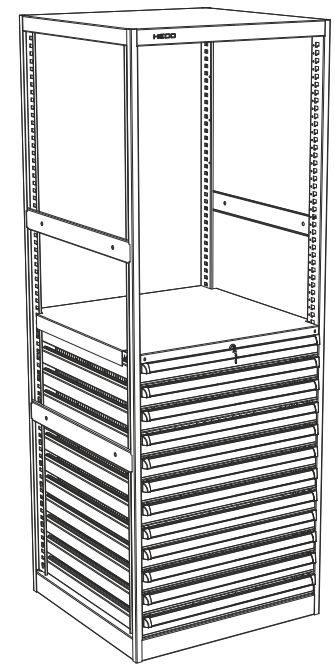
115 E 2 2 16	184,5Kg	 	cajones/tiroirs/drawers 3x 115 C75 4x 115 C100 1x 115 C125 1x 115 C150
--------------	---------	---	--





115 E 2 2 17	187,5Kg	 	cajones/tiroirs/drawers 9x 115 C100
--------------	---------	---	--

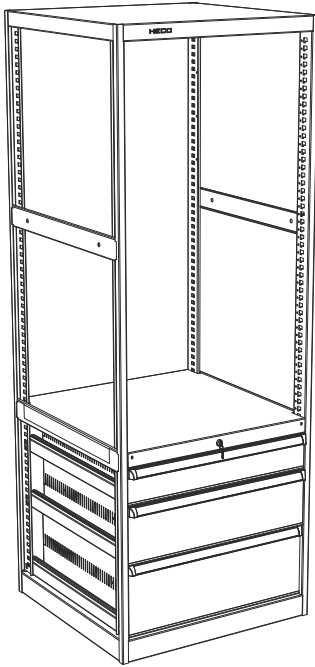


115 E 2 2 18	200,5 Kg	 	cajones/tiroirs/drawers 8x 115 C75 3x 115 C100
--------------	----------	---	--

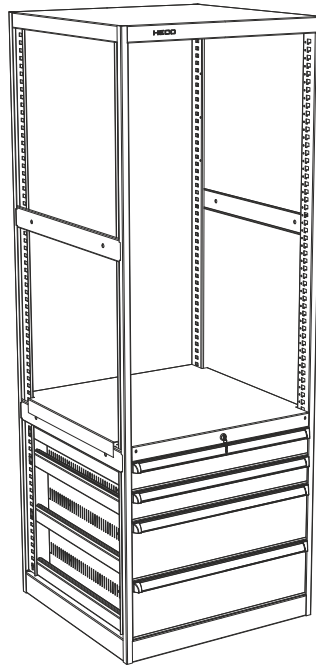


115 E 2 2 19	207 Kg	 	cajones/tiroirs/drawers 12x 115 C75
--------------	--------	---	--

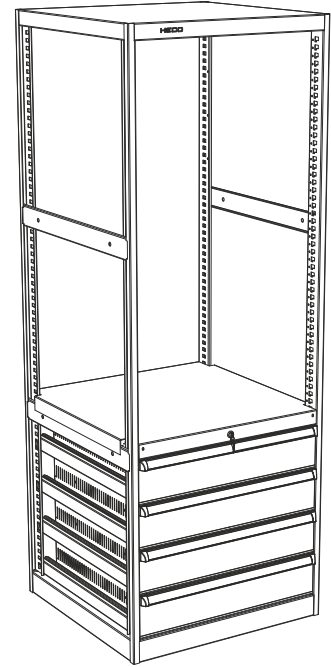
SERIE 115 E 3 STANDARD



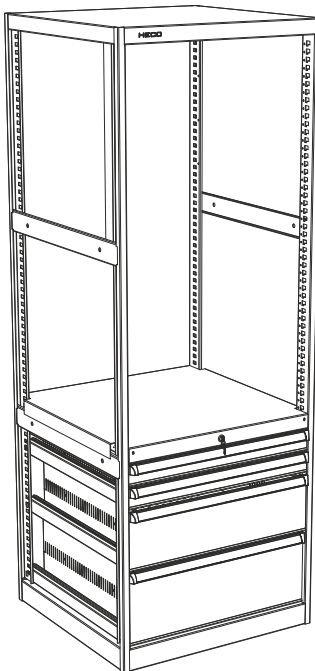
115 E 3 1 11	118 Kg		cajones/tiroirs/drawers 1x 115 C150 1x 115 C200 1x 115 C250
--------------	--------	--	--



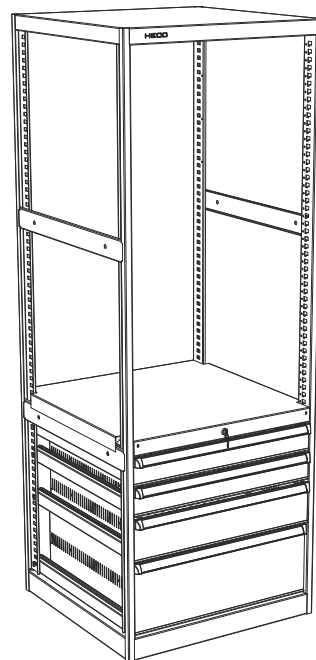
115 E 3 1 12	129 Kg		cajones/tiroirs/drawers 2x 115 C100 2x 115 C200
--------------	--------	--	---



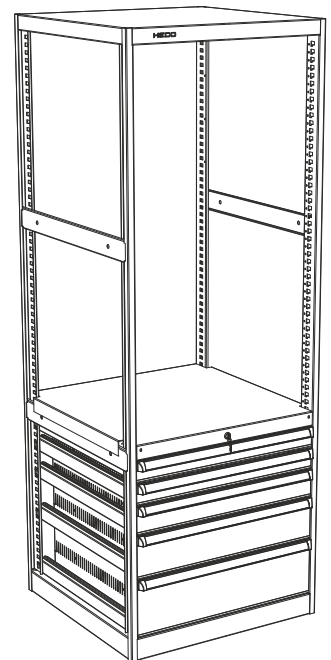
115 E 3 1 13	129 Kg		cajones/tiroirs/drawers 4x 115 C150
--------------	--------	--	--



115 E 3 1 14	127 Kg		cajones/tiroirs/drawers 2x 115 C75 1x 115 C200 1x 115 C250
--------------	--------	--	---

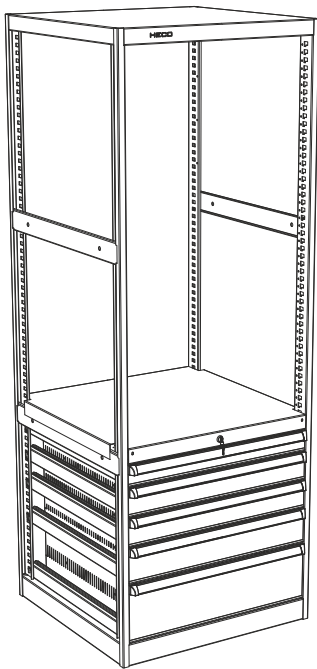



115 E 3 1 15	128 Kg		cajones/tiroirs/drawers 2x 115 C100 1x 115 C150 1x 115 C250
--------------	--------	--	--

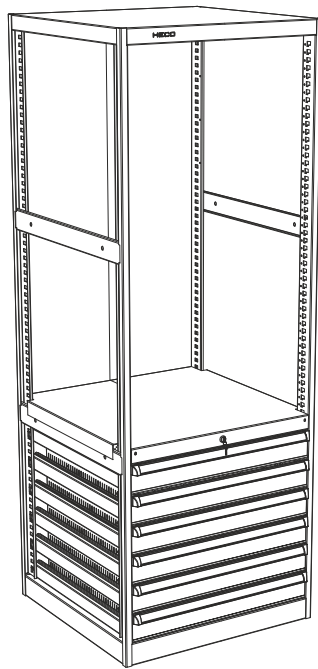




115 E 3 1 16	137,5 Kg		cajones/tiroirs/drawers 2x 115 C75 1x 115 C100 1x 115 C150 1x 115 C200
--------------	----------	--	--

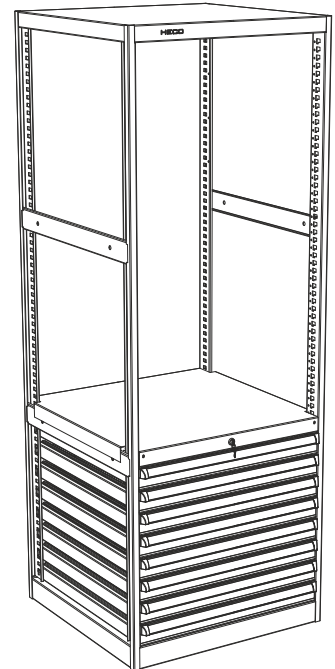
SERIE 115 E 3 STANDARD




115 E 3 1 17	138,5 Kg	 	cajones/tiroirs/drawers 1x 115 C75 2x 115 C100 1x 115 C125 1x 115 C200
--------------	----------	---	--

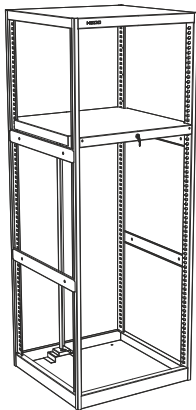


115 E 3 1 18	150 Kg	 	cajones/tiroirs/drawers 6x 115 C100
--------------	--------	---	--

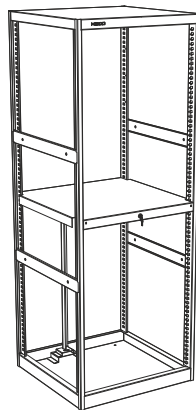


115 E 3 1 19	141 Kg	 	cajones/tiroirs/drawers 8x 115 C75
--------------	--------	---	---------------------------------------

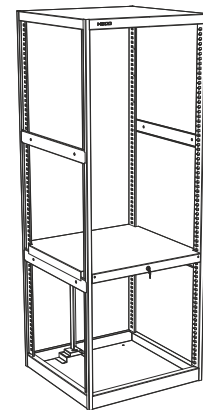
SERIE 115 E COMPONENTES / COMPOSANTS / COMPONENTS




115 E 1 MC	75 Kg	LxAxH (mm) 717x710x2000
------------	-------	----------------------------



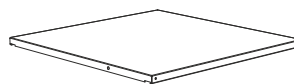
115 E 2 MC	75 Kg	LxAxH (mm) 717x710x2000
------------	-------	----------------------------



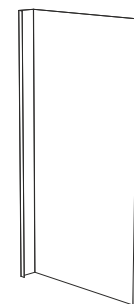
115 E 3 MC	75 Kg	LxAxH (mm) 717x710x2000
------------	-------	----------------------------



		H (mm)
115 E 1 P	5,5 Kg	535
115 E 2 P	7,3 Kg	935
115 E 3 P	8,6 Kg	1235
115 E P	9,9 Kg	1915



115 EG	8 Kg	descripción/description/description estantería graduable étagère réglable adjustable shelf
--------	------	---



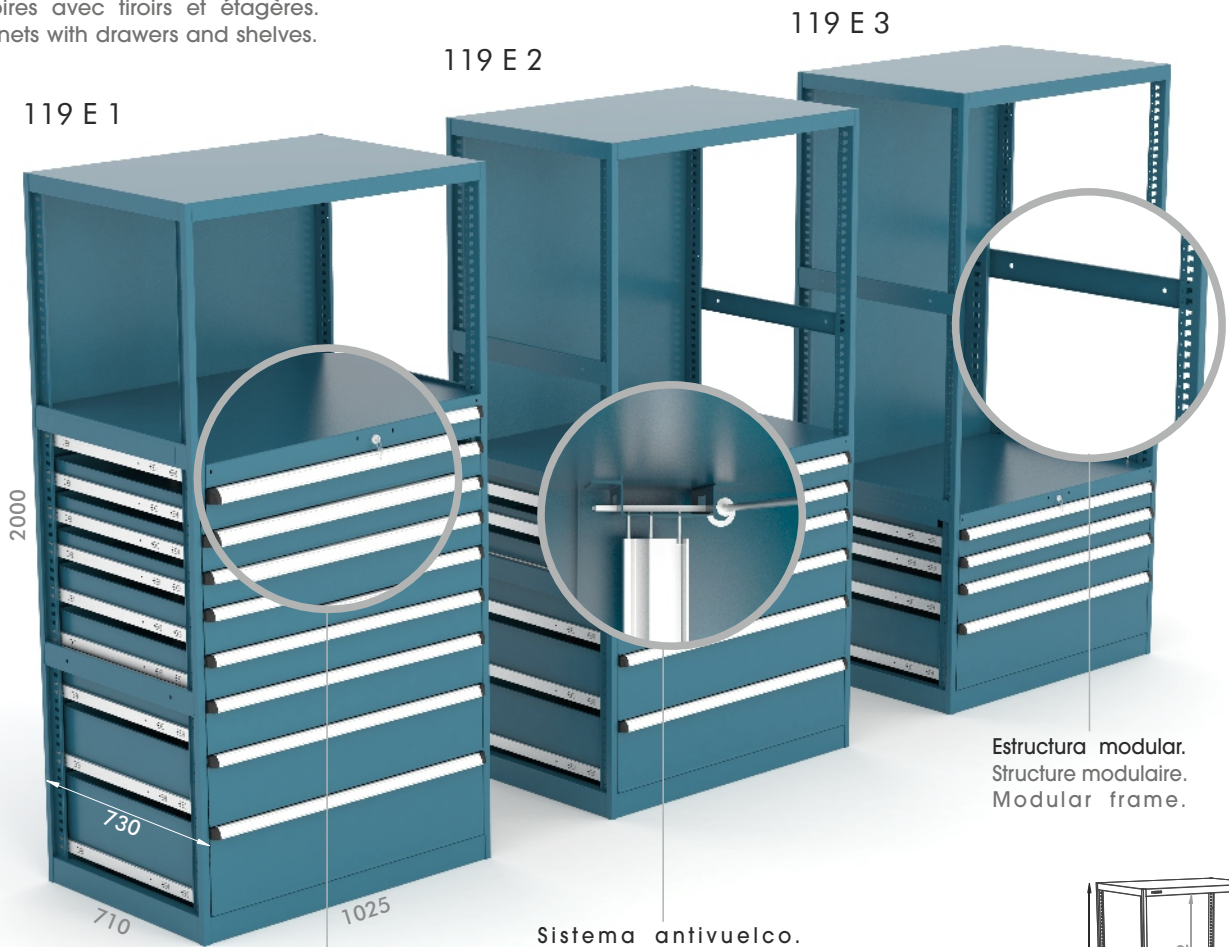
115 E L	13 Kg	LxH (mm) 730x2000
---------	-------	----------------------

Soportes incluidos / Supports inclus / Included supports

lateral / latéral / lateral

SERIE 119 E ref. 119 E 1 / 119 E 2 / 119 E 3

Armarios con cajones y estanterías.
Armoires avec tiroirs et étagères.
Cabinets with drawers and shelves.



119 E 1

119 E 2

119 E 3

2000

730

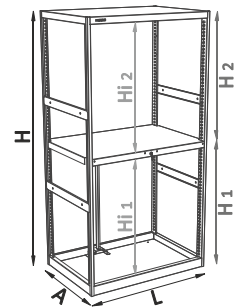
710

1025

Cierre centralizado.
Verrouillage centralisé.
Central locking.

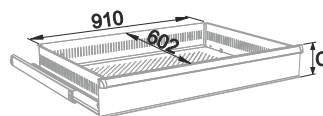
Sistema antivuelco.
Système anti-renversement.
Anti-roll system.

Estructura modular.
Structure modulaire.
Modular frame.



	LxAxH (mm)	H1 (mm)	H2 (mm)	Hi 1 (mm)	Hi 2 (mm)
119 E 1	1025x710x2000	1435	600	1300	550
119 E 2	1025x710x2000	1035	1000	900	950
119 E 3	1025x710x2000	735	1300	600	1250

e 1 mm



		GT	100	
SERIE 119	C=50	●	●	119 T50 C75 15,5Kg
	C=75	●	●	119 T50 C100 16,5Kg
	C=100	●	●	119 T50 C125 17,5Kg
	C=125	●	●	119 T50 C150 18,5Kg
	C=150	●	●	119 T50 C200 19Kg
	C=200	●	●	119 T50 C250 20Kg
	C=250	●	●	119 T50 C250 22,5Kg
C=300				
		e		1.5 mm



Plazo de entrega 10 días laborables.
Délai de livraison 10 jours ouvrables.
Delivery time 10 working days.

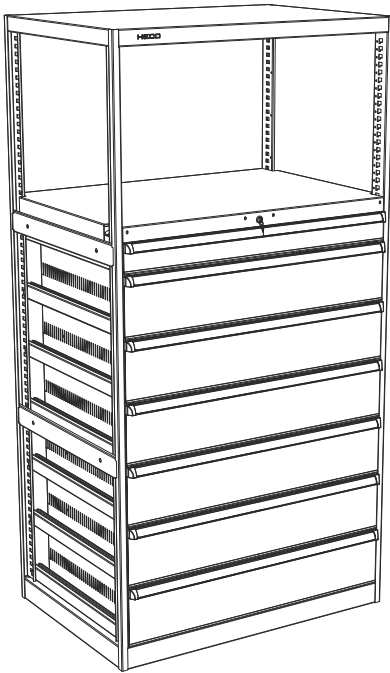




Para más información de cajones, ver PAG. 45.
Pour plus d'information de tiroirs, voir PAGE. 45.
For further information of drawers, see PAGE. 45.

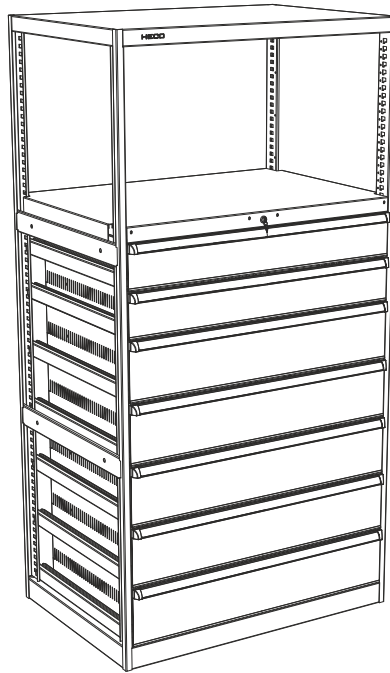




Los cajones no incluyen divisiones.
Les tiroirs non inclus les séparations.
Divisions non included at drawers.

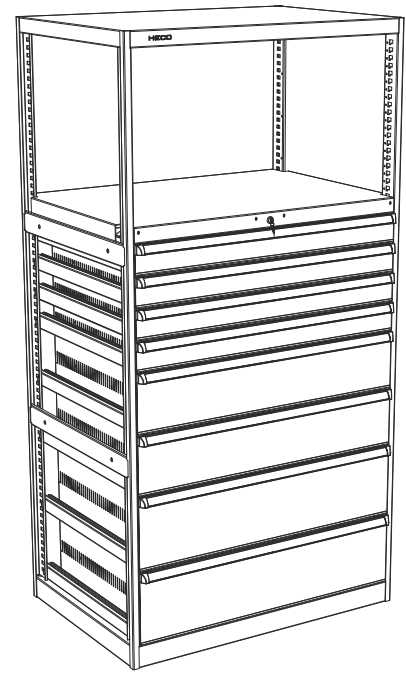
SERIE 119 E 1 STANDARD





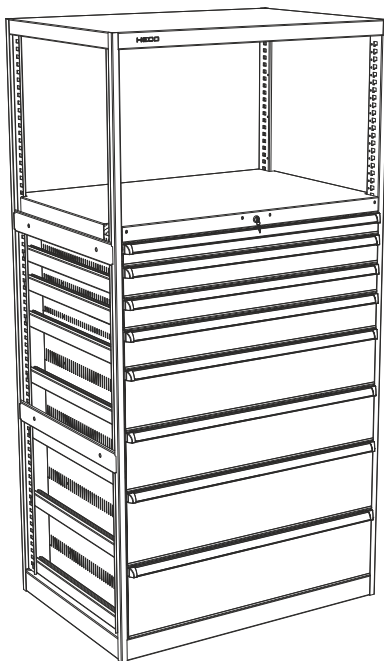
		cajones/tiroirs/drawers	
119 E 1 4 11	249,5 Kg	 	1x 119 C100 6x 119 C200





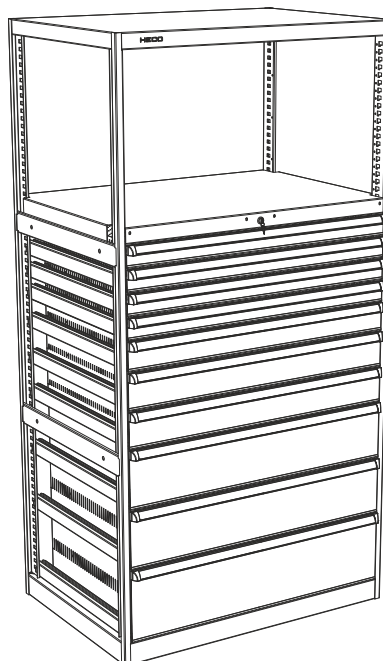
		cajones/tiroirs/drawers	
119 E 1 4 12	295 Kg	 	2x 119 C150 5x 119 C200





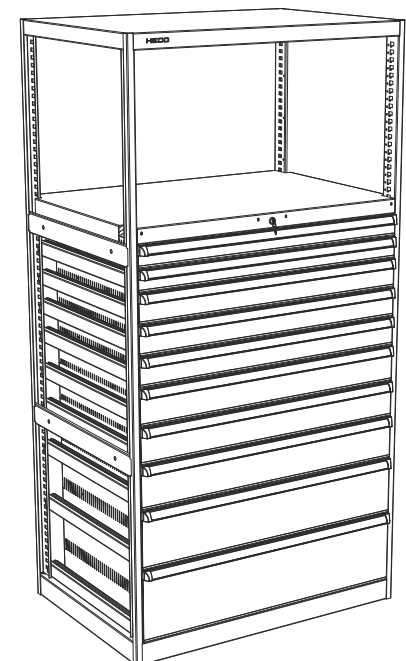
		cajones/tiroirs/drawers	
119 E 1 4 13	262 Kg	 	4x 119 C100 2x 119 C200 2x 119 C250





		cajones/tiroirs/drawers	
119 E 1 4 14	267 Kg	 	1x 119 C75 2x 119 C100 1x 119 C125 2x 119 C200 2x 119 C250

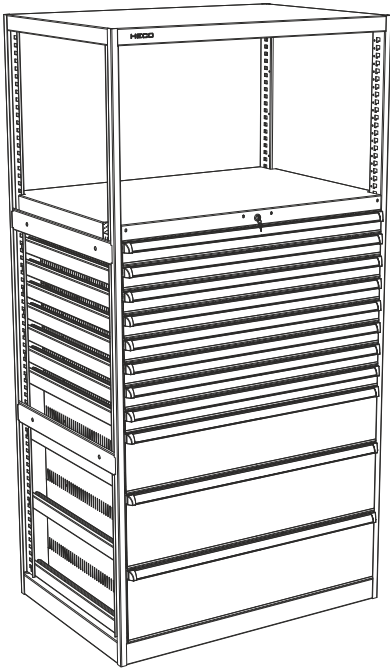


		cajones/tiroirs/drawers	
119 E 1 4 15	295 Kg	 	4x 119 C75 1x 119 C100 2x 119 C125 2x 119 C200 1x 119 C250

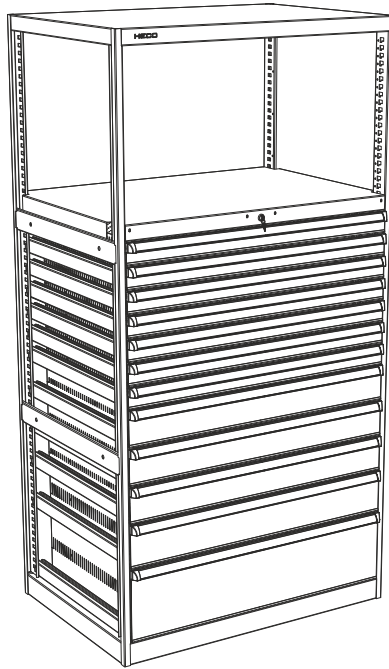


		cajones/tiroirs/drawers	
119 E 1 4 16	278,5 Kg	 	2x 119 C75 3x 119 C100 2x 119 C125 1x 119 C150 1x 119 C200 1x 119 C250

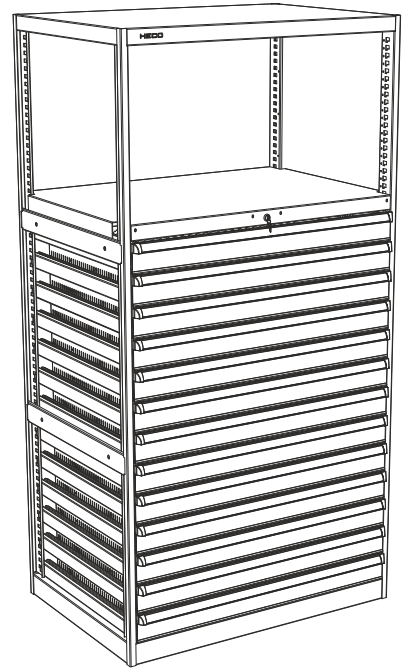
SERIE 119 E 1 STANDARD



119 E 1 4 17	309 Kg		cajones/tiroirs/drawers 8x 119 C75 1x 119 C200 2x 119 C250
--------------	--------	--	---

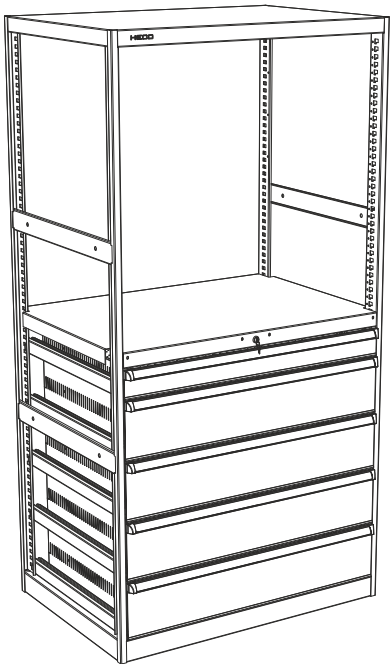


119 E 1 4 18	324,5 Kg		cajones/tiroirs/drawers 7x 119 C75 3x 119 C125 1x 119 C150 1x 119 C250
--------------	----------	--	--

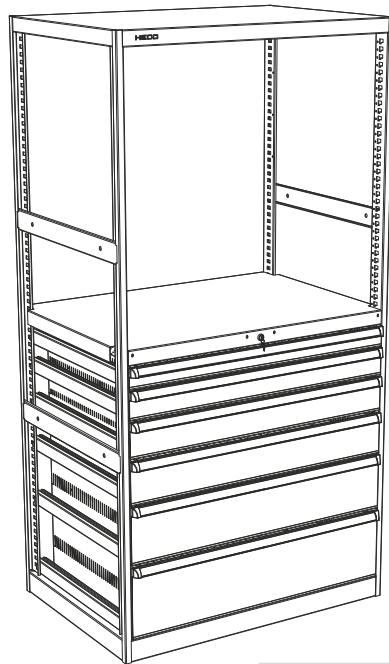


119 E 1 4 19	339,5 Kg		cajones/tiroirs/drawers 13x 119 C100
--------------	----------	--	---

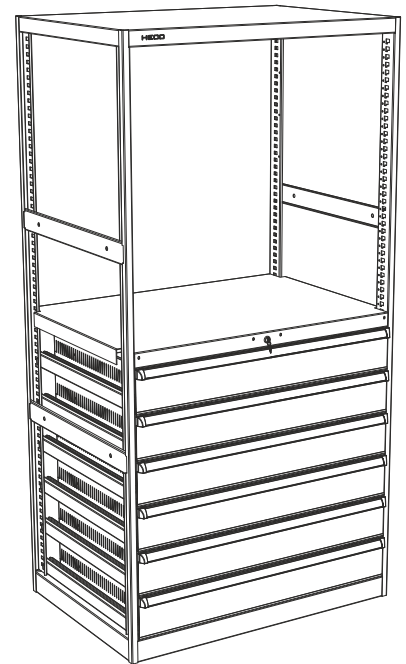
SERIE 119 E 2 STANDARD



119 E 2 2 11	215 Kg		cajones/tiroirs/drawers 1x 119 C100 4x 119 C200
--------------	--------	--	---

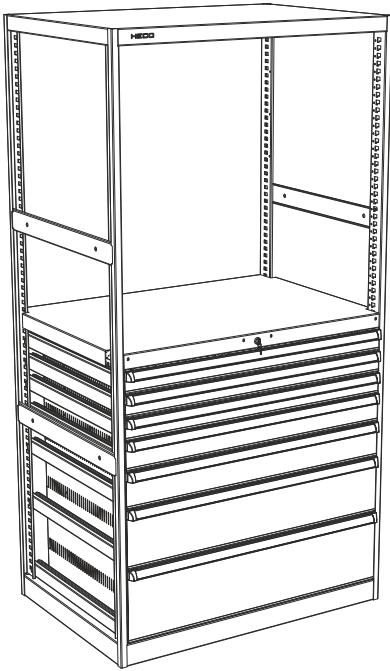




119 E 2 2 12	226 Kg		cajones/tiroirs/drawers 1x 119 C75 1x 119 C100 1x 119 C125 1x 119 C150 1x 119 C200 1x 119 C250
--------------	--------	--	--

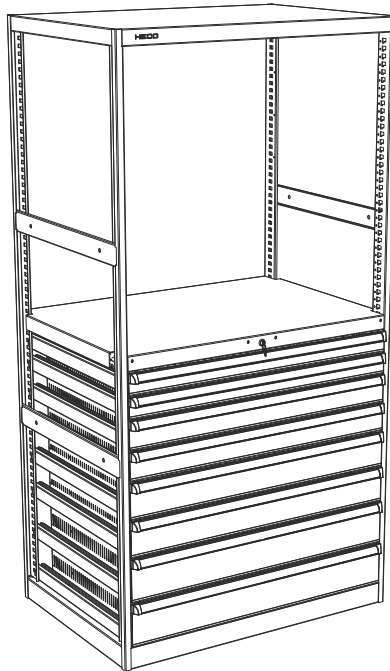




119 E 2 2 13	226 Kg		cajones/tiroirs/drawers 6x 119 C150
--------------	--------	--	--

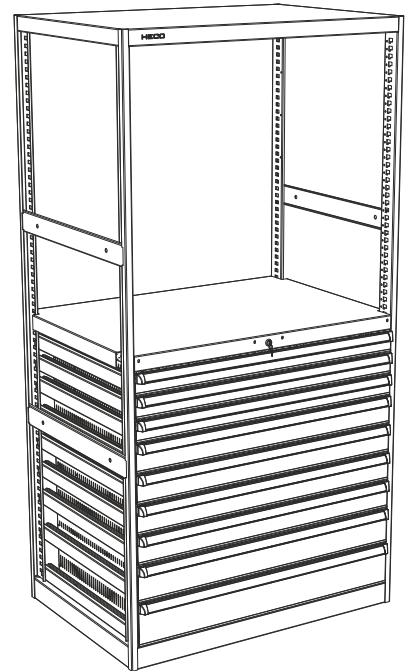
SERIE 119 E 2 STANDARD





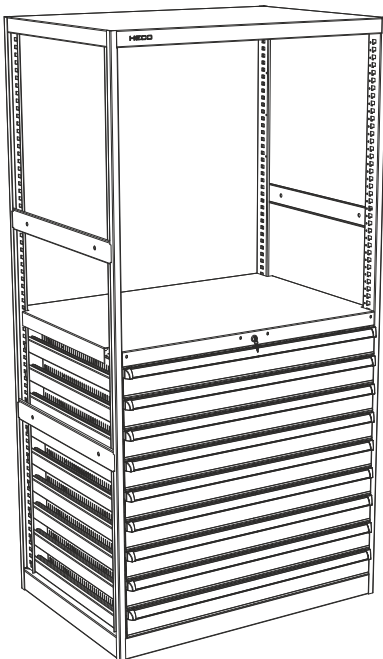
119 E 2 2 14	240 Kg	 	cajones/tiroirs/drawers
			3x 119 C75 1x 119 C100 1x 119 C125 1x 119 C200 1x 119 C250





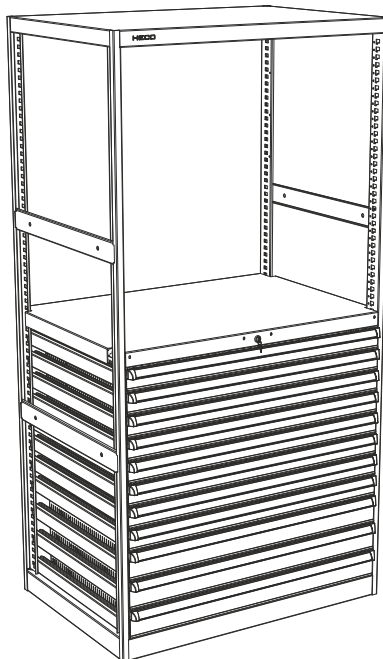
119 E 2 2 15	255 Kg	 	cajones/tiroirs/drawers
			2x 119 C75 2x 119 C100 2x 119 C125 2x 119 C150




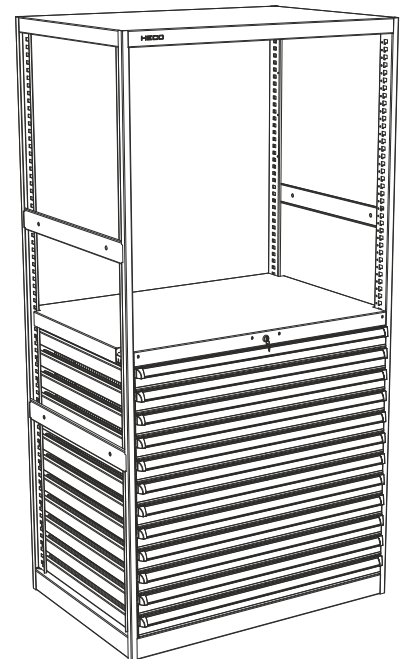
110 E 2 2 16	269Kg	 	cajones/tiroirs/drawers
			3x 119 C75 4x 119 C100 1x 119 C125 1x 119 C150





119 E 2 2 17	269,5Kg	 	cajones/tiroirs/drawers
			9x 119 C100

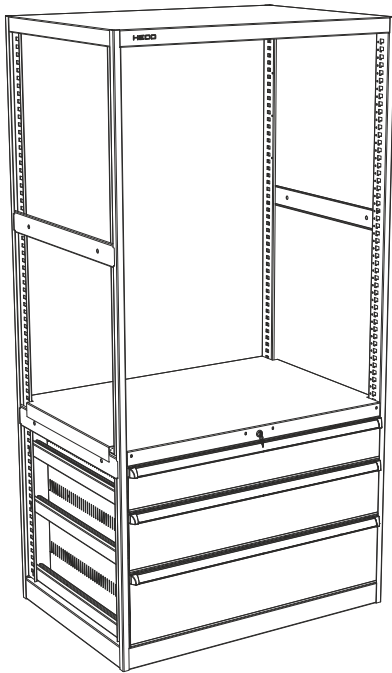


119 E 2 2 18	296,5 Kg	 	cajones/tiroirs/drawers
			8x 119 C75 3x 119 C100

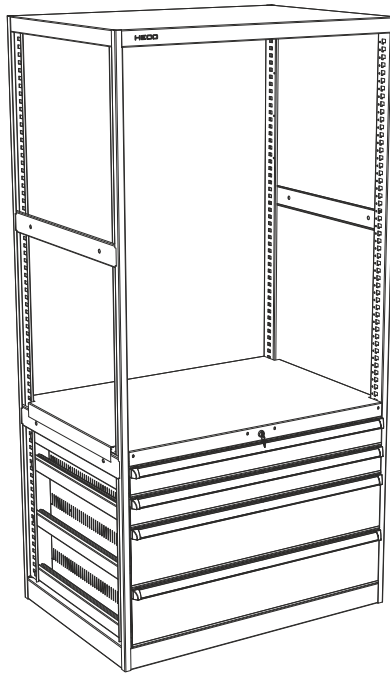


119 E 2 2 19	310 Kg	 	cajones/tiroirs/drawers
			12x 119 C75

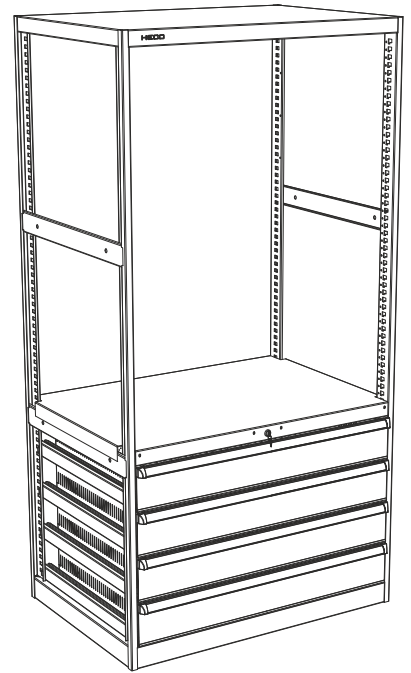
SERIE 119 E 3 STANDARD



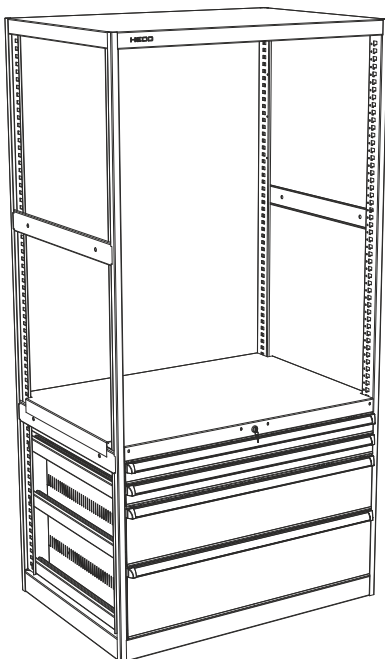
119 E 3 1 11	173,5 Kg			cajones/tiroirs/drawers 1x 119 C150 1x 119 C200 1x 119 C250
--------------	----------	--	--	--



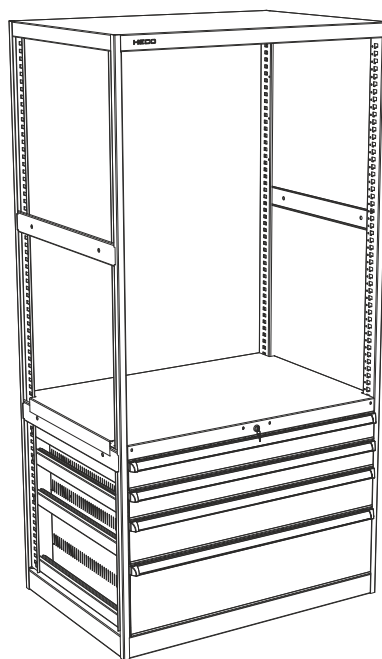
119 E 3 1 12	187 Kg			cajones/tiroirs/drawers 2x 119 C100 2x 119 C200
--------------	--------	--	--	---



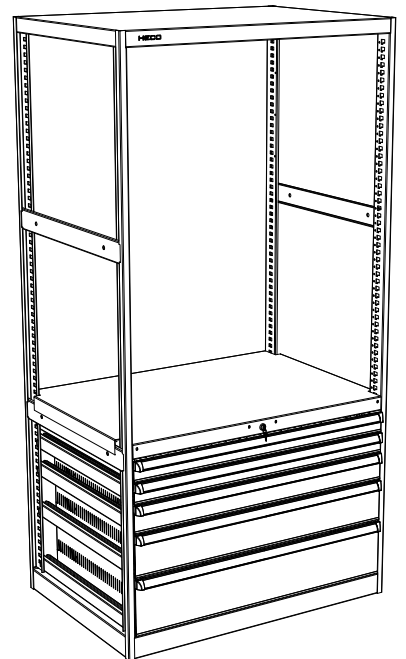
119 E 3 1 13	188 Kg			cajones/tiroirs/drawers 4x 119 C150
--------------	--------	--	--	--



119 E 3 1 14	187,5 Kg			cajones/tiroirs/drawers 2x 119 C75 1x 119 C200 1x 119 C250
--------------	----------	--	--	---

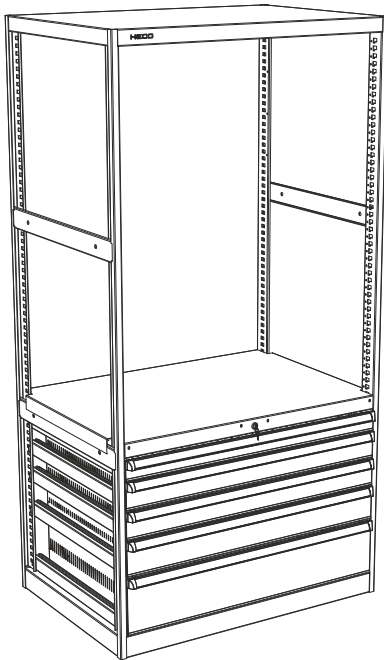



119 E 3 1 15	188,5 Kg			cajones/tiroirs/drawers 2x 119 C100 1x 119 C150 1x 119 C250
--------------	----------	--	--	--

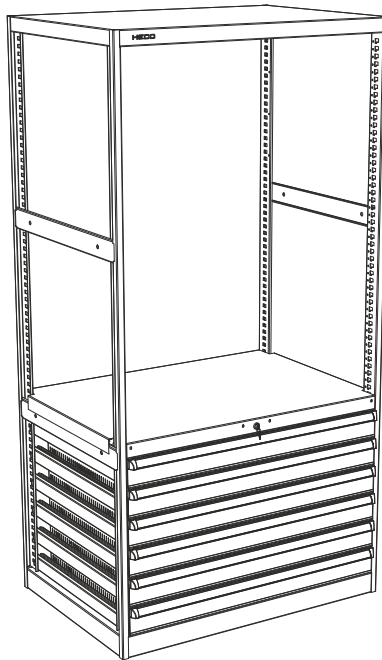



119 E 3 1 16	201 Kg			cajones/tiroirs/drawers 2x 119 C75 1x 119 C100 1x 119 C150 1x 119 C200
--------------	--------	--	--	--

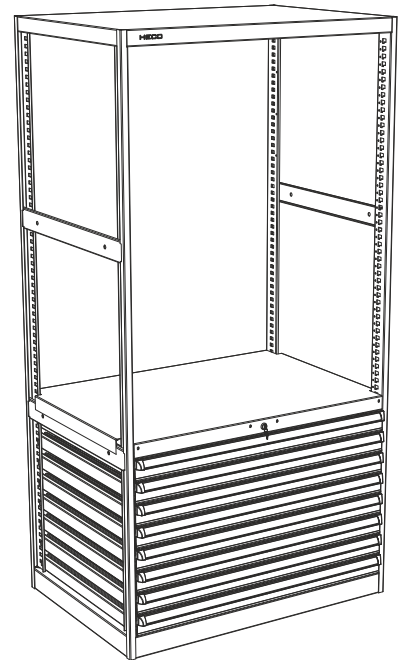
SERIE 119 E 3 STANDARD



119 E 3 1 17	202 Kg		cajones/tiroirs/drawers	
			1x 119 C75 2x 119 C100 1x 119 C125 1x 119 C200	

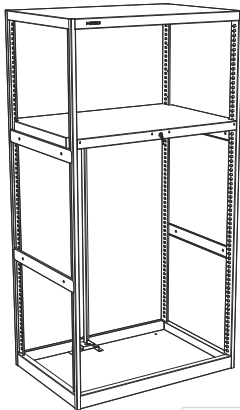


119 E 3 1 18	217 Kg		cajones/tiroirs/drawers	
			6x 119 C100	

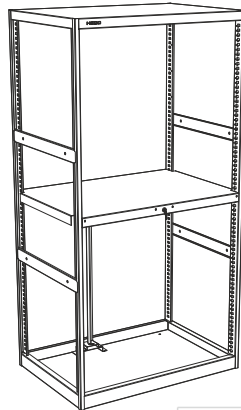


119 E 3 1 19	244 Kg		cajones/tiroirs/drawers	
			8x 119 C75	

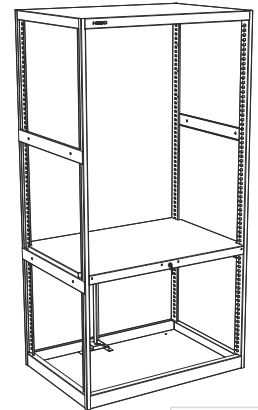
SERIE 119 E COMPONENTES / COMPOSANTS / COMPONENTS




119 E 1 MC	112 Kg	LxAxH (mm)	
		1025x710x2000	



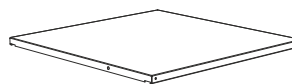
119 E 2 MC	112 Kg	LxAxH (mm)	
		1025x710x2000	



119 E 3 MC	112 Kg	LxAxH (mm)	
		1025x710x2000	

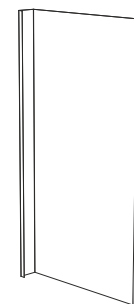


		H (mm)
119 E 1 P 1	8,4 Kg	535
119 E 2 P 2	10,7 Kg	935
119 E 3 P 3	12,5 Kg	1235
119 E P	14,3 Kg	1915



119 EG	10 Kg	descripción/description/description	
		estantería graduable étagère réglable adjustable shelf	

Soportes incluidos / Supports inclus / Included supports

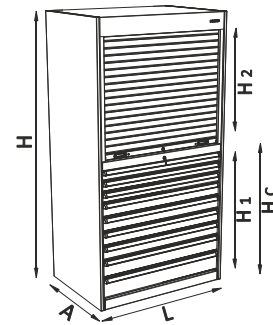


115 E L	13 Kg	LxH (mm)	
		730x2000	

lateral / latéral / lateral

SERIE 119 E P C

Armarios con cajones y estanterías (cierre con persiana).
Armoires avec tiroirs et étagères (fermeture avec rideau).
Cabinets with drawers and shelves (shutter closing).

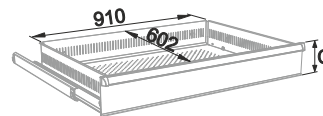


	LxAxH (mm)	H1 (mm)	H2 (mm)	Hc (mm)
119 E P C	1030x710x2000	900	785	1045

e 1 mm

LxAxH (mm)		
119 E P C	160 Kg	1030x710x2000

descripción/description/description		
119 EGP	10 Kg	estantería graduable étagère réglable adjustable shelf



Plazo de entrega 10 días laborables.
Délai de livraison 10 jours ouvrables.
Delivery time 10 working days.



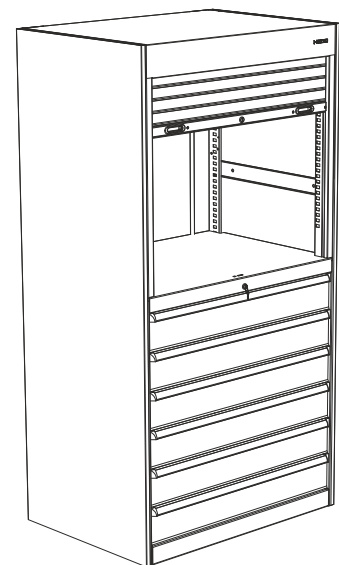
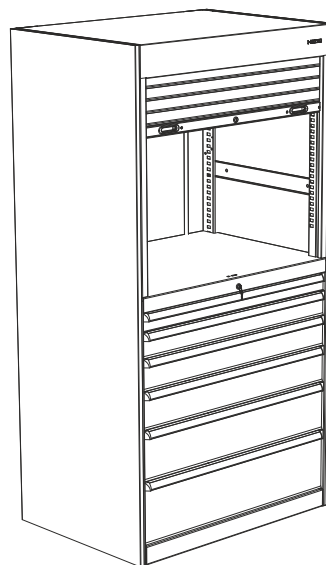
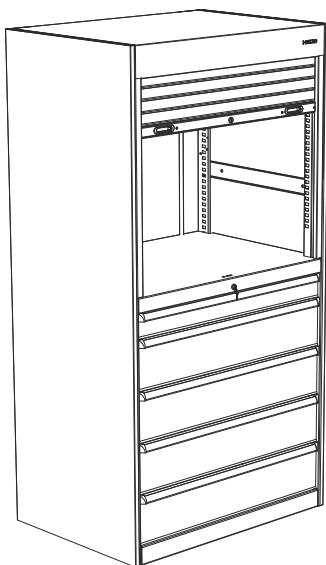
Para más información de cajones, ver PAG. 45.
Pour plus d'information de tiroirs, voir PAGE. 45.
For further information of drawers, see PAGE. 45.



Los cajones no incluyen divisiones.
Le tiroirs non inclus les séparations.
Divisions not included at drawers.

		GT 100	
SERIE 119	C=50	●	119 T50 C75 15,5Kg
	C=75	●	119 T50 C100 16,5Kg
	C=100	●	119 T50 C125 17,5Kg
	C=125	●	119 T50 C150 18,5Kg
	C=150	●	119 T50 C200 19Kg
	C=200	●	119 T50 C250 20Kg
	C=250	●	119 T50 C250 22,5Kg
C=300			
		e 1.5 mm	

SERIE 119 E P C 2 STANDARD

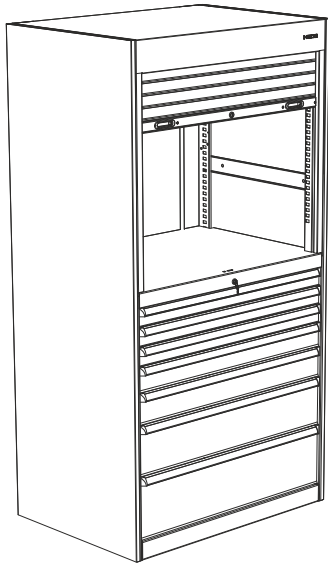




cajones/tiroirs/drawers		
119 E P C 2 11	251 Kg	1x 119 C100 4x 119 C200

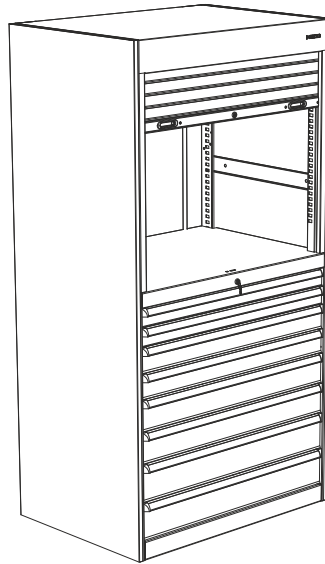
cajones/tiroirs/drawers		
119 E P C 2 12	262 Kg	1x 119 C75 1x 119 C100 1x 119 C125 1x 119 C150 1x 119 C200 1x 119 C250



cajones/tiroirs/drawers		
119 E P C 2 13	262 Kg	6x 119 C150

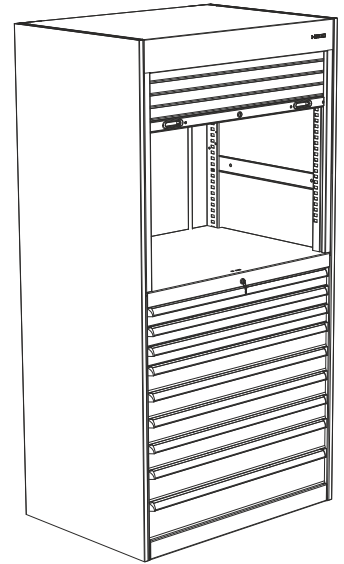
SERIE 119 E P C 2 STANDARD





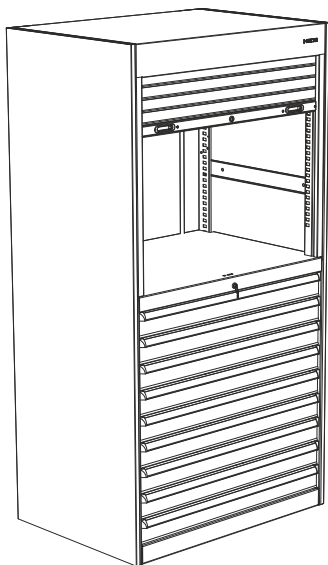
119 E P C 2 14	276 Kg	 	cajones/tiroirs/drawers
			3x 119 C75 1x 119 C100 1x 119 C125 1x 119 C200 1x 119 C250





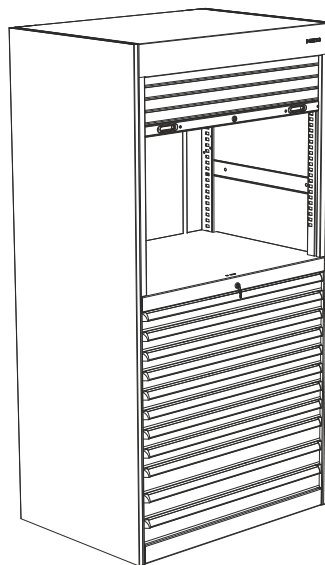
119 E P C 2 15	291 Kg	 	cajones/tiroirs/drawers
			2x 119 C75 2x 119 C100 2x 119 C125 2x 119 C150





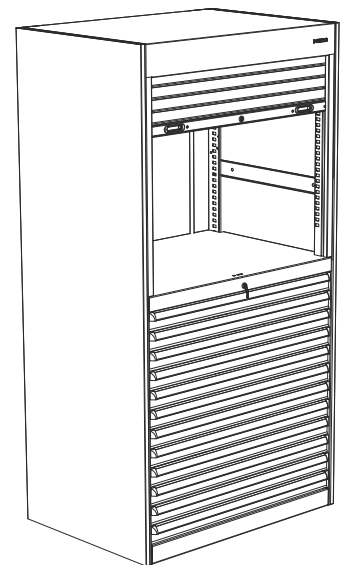
110 E P C 2 16	305Kg	 	cajones/tiroirs/drawers
			3x 119 C75 4x 119 C100 1x 119 C125 1x 119 C150



119 E P C 2 17	305,5Kg	 	cajones/tiroirs/drawers
			9x 119 C100



119 E P C 2 18	305,5 Kg	 	cajones/tiroirs/drawers
			8x 119 C75 3x 119 C100




119 E P C 2 19	346 Kg	 	cajones/tiroirs/drawers
			12x 119 C75

SERIE 127 ref. 127 3 / 127 4 / 127 5 / 127 6

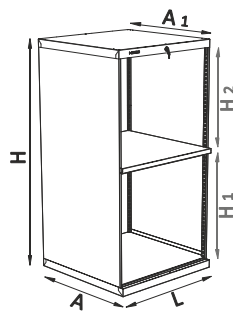


Armario con puertas y cajones.
Armoire avec portes et tiroirs.
Cabinets with doors and drawers.



Sistema antivuelco.
Système anti-renversement.
Roll-over protection system.

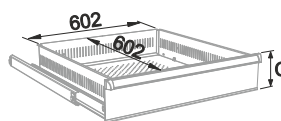


Cierre centralizado.
Verrouillage centralisé.
Central locking.



	Lx(AxA1)xH (mm)	H1 (mm)	H2 (mm)
127 3	714x(730x707)x1000	600	275
127 4	714x(730x707)x1400	900	375
127 5	714x(730x707)x1400	675	600
127 6	714x(730x707)x1400	600	675

e 1 mm



		GT	100	
SERIE 115	C=50	●	115 T100 C50	10,5Kg
	C=75	●	115 T100 C75	11Kg
	C=100	●	115 T100 C100	12,5Kg
	C=125	●	115 T100 C125	13Kg
	C=150	●	115 T100 C150	13,5Kg
	C=200	●	115 T100 C200	14,5Kg
	C=250	●	115 T100 C250	15,5Kg
C=300				
		e	1.5 mm	



Plazo de entrega 10 días laborables.
Délai de livraison 10 jours ouvrables.
Delivery time 10 working days.

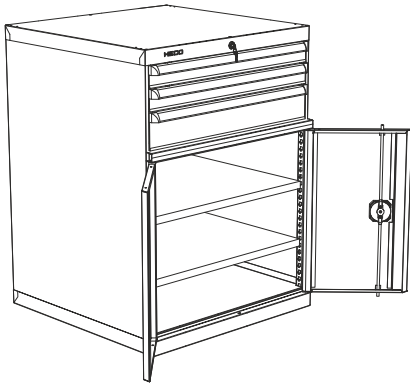


Para más información de cajones, ver PAG. 45.
Pour plus d'information de tiroirs, voir PAGE. 45.
For further information of drawers, see PAGE. 45.

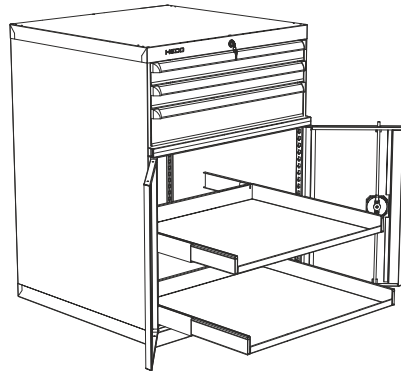


Los cajones no incluyen divisiones.
Le tiroirs non inclus les séparations.
Divisions non included at drawers.

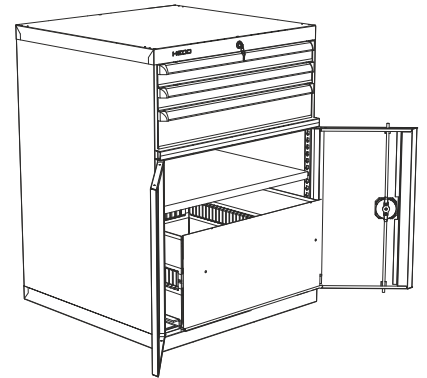
SERIE 127 3 STANDARD



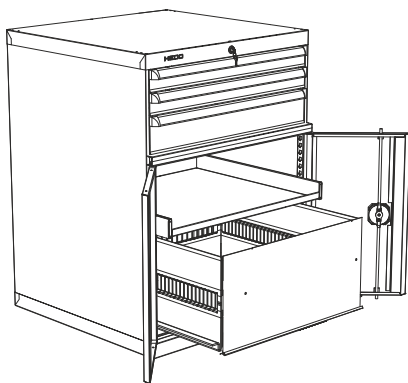
		L x A x H (mm)
127 3 1	77,5 Kg	714x730x1000
cajones/tiroirs/drawers	armario/armoire/cabinet	
2x 115 C75 1x 115 C125	2x 127 BG estantería graduable étagère réglable adjustable shelf	



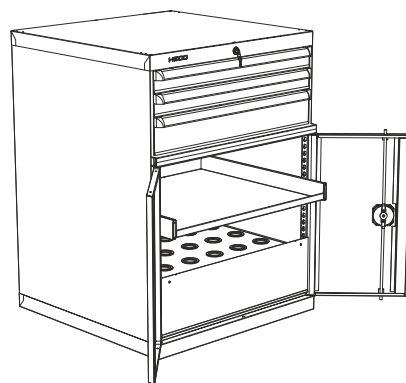
		L x A x H (mm)
127 3 2	97,5 Kg	714x730x1000
cajones/tiroirs/drawers	armario/armoire/cabinet	
2x 115 C75 1x 115 C125	2x 127 BE T100 bandeja extraíble plateau amovible tray removable	



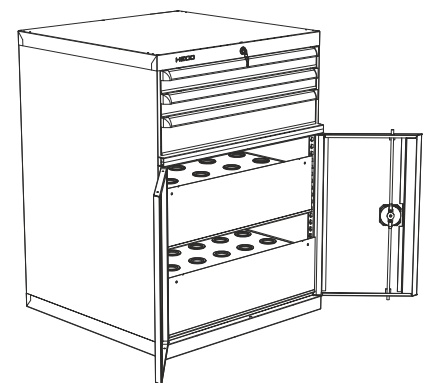
		L x A x H (mm)
127 3 3	104 Kg	714x730x1000
cajones/tiroirs/drawers	armario/armoire/cabinet	
2x 115 C75 1x 115 C125	127 BG estantería graduable étagère réglable adjustable shelf	
	127 T100 300 cajón H:300 mm tiroir H:300mm drawer H:300mm	



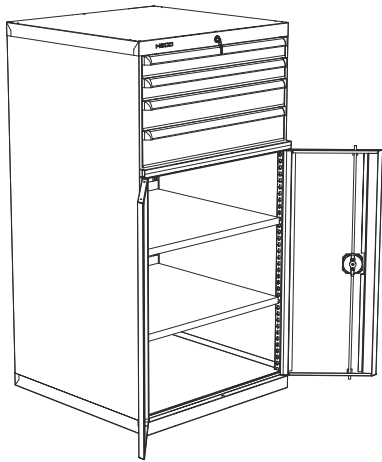
		L x A x H (mm)
127 3 4	112,5 Kg	714x730x1000
cajones/tiroirs/drawers	armario/armoire/cabinet	
2x 115 C75 1x 115 C125	127 BE T100 bandeja extraíble plateau amovible tray removable	
	127 T100 300 cajón H:300 mm tiroir H:300mm drawer H:300mm	



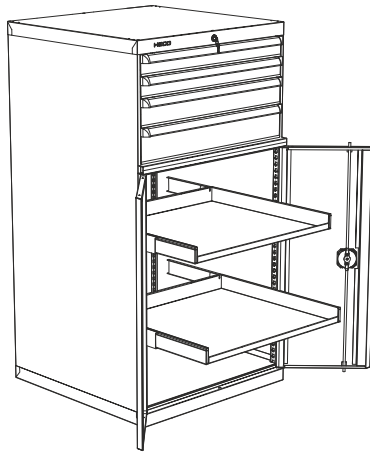
		L x A x H (mm)
127 3 5	110,5 Kg	714x730x1000
cajones/tiroirs/drawers	armario/armoire/cabinet	
2x 115 C75 1x 115 C125	127 BE T100 bandeja extraíble plateau amovible tray removable	
	127 T200 40 cajón porta conos tiroir porte-cônes tool-holder drawer	



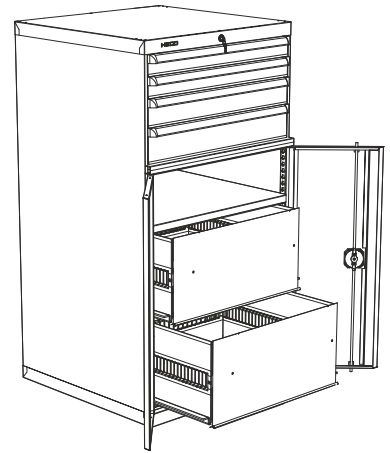
		L x A x H (mm)
127 3 6	123,5 Kg	714x730x1000
cajones/tiroirs/drawers	armario/armoire/cabinet	
2x 115 C75 1x 115 C125	127 T200 40 cajón porta conos tiroir porte-cônes tool-holder drawer	
	127 T200 50 cajón porta conos tiroir porte-cônes tool-holder drawer	

SERIE 127 4 STANDARD


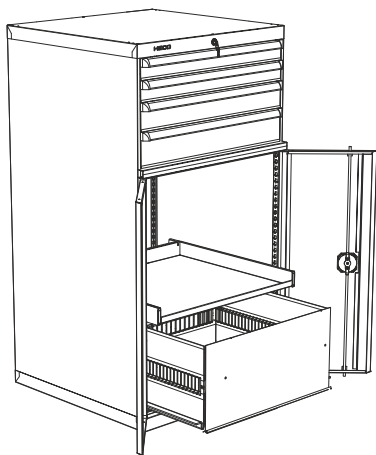
		L x A x H (mm)
127 4 1	97,5 Kg	714x730x1400
cajones/tiroirs/drawers	armario/armoire/cabinet	
 2x 115 C75 1x 115 C100 1x 115 C125	2x 127 BG estanteria graduable étagère réglable adjustable shelf	



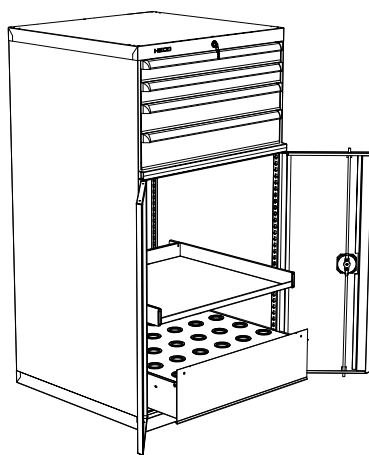
		L x A x H (mm)
127 4 2	114,5 Kg	714x730x1400
cajones/tiroirs/drawers	armario/armoire/cabinet	
 2x 115 C75 1x 115 C100 1x 115 C125	2x 127 BE T100 bandeja extraíble plateau amovible tray removable	



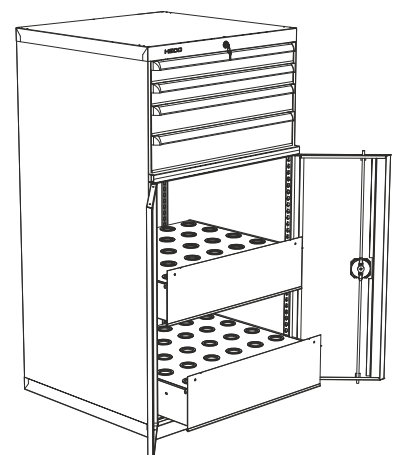
		L x A x H (mm)
127 4 3	146 Kg	714x730x1400
cajones/tiroirs/drawers	armario/armoire/cabinet	
 2x 115 C75 1x 115 C100 1x 115 C125	127 BG estanteria graduable étagère réglable adjustable shelf 2x 127 T100 300 cajón H:300 mm tiroir H:300mm drawer H:300mm 	



		L x A x H (mm)
127 4 4	129,5 Kg	714x730x1400
cajones/tiroirs/drawers	armario/armoire/cabinet	
 2x 115 C75 1x 115 C100 1x 115 C125	127 BE T100 bandeja extraíble plateau amovible tray removable 127 T100 300 cajón H:300 mm tiroir H:300mm drawer H:300mm 	

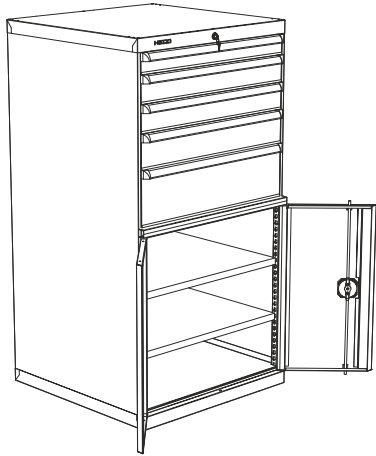


		L x A x H (mm)
127 4 5	127,5 Kg	714x730x1400
cajones/tiroirs/drawers	armario/armoire/cabinet	
 2x 115 C75 1x 115 C100 1x 115 C125	127 BE T100 bandeja extraíble plateau amovible tray removable 127 T200 50 cajón porta conos tiroir porte-cônes tool-holder drawer 	

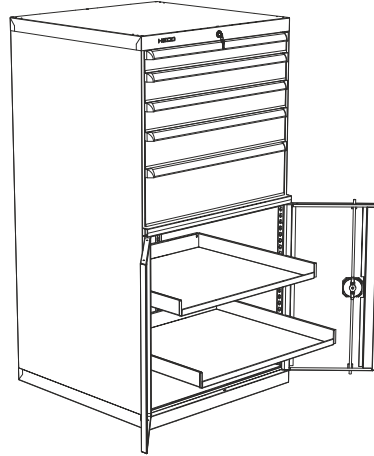


		L x A x H (mm)
127 4 6	147,5 Kg	714x730x1400
cajones/tiroirs/drawers	armario/armoire/cabinet	
 2x 115 C75 1x 115 C100 1x 115 C125	127 T200 40 cajón porta conos tiroir porte-cônes tool-holder drawer 127 T200 50 cajón porta conos tiroir porte-cônes tool-holder drawer 	

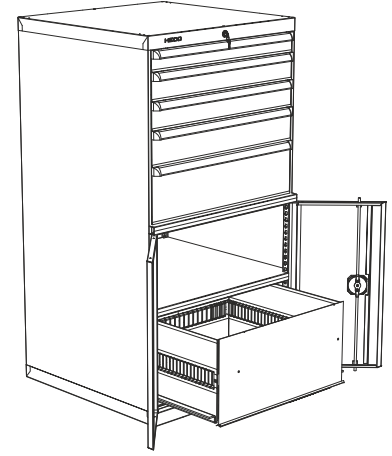
SERIE 127 5 STANDARD



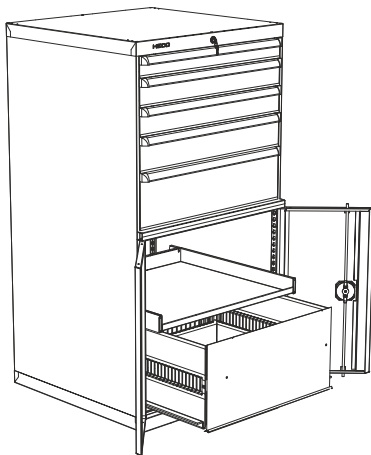
		L x A x H (mm)
127 5 1	112 Kg	714x730x1400
cajones/tiroirs/drawers	armario/armoire/cabinet	
 1x 115 C75 2x 115 C100 1x 115 C125 1x 115 C200	2x 127 BG estanteria graduable étagère réglable adjustable shelf	



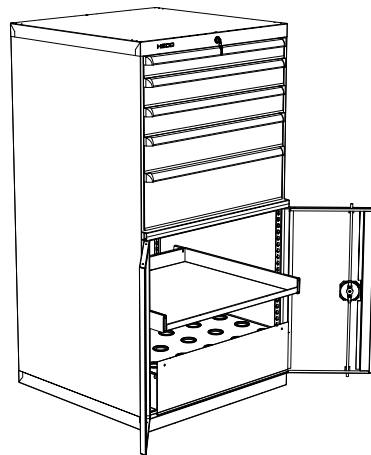
		L x A x H (mm)
127 5 2	129 Kg	714x730x1400
cajones/tiroirs/drawers	armario/armoire/cabinet	
 1x 115 C75 2x 115 C100 1x 115 C125 1x 115 C200	2x 127 BE T100 bandeja extraíble plateau amovible tray removable	



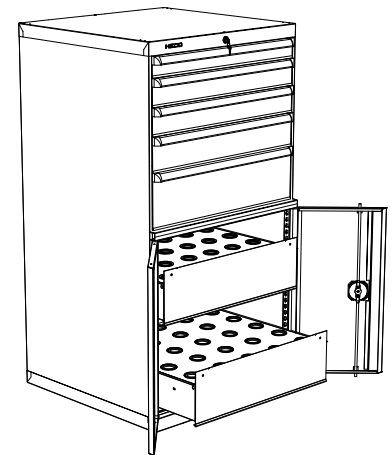
		L x A x H (mm)	
127 5 3	135,5 Kg	714x730x1400	
cajones/tiroirs/drawers	armario/armoire/cabinet		
 1x 115 C75 2x 115 C100 1x 115 C125 1x 115 C200	127 BG estanteria graduable étagère réglable adjustable shelf 127 T100 300 cajón H:300 mm tiroir H:300mm drawer H:300mm		



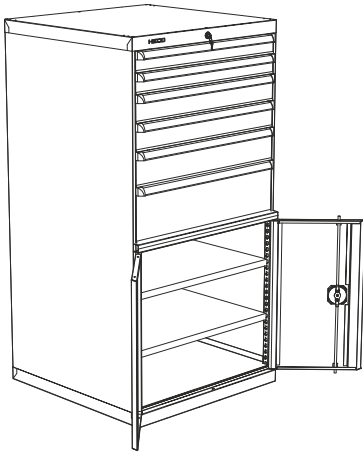
		L x A x H (mm)
127 5 4	144 Kg	714x730x1400
cajones/tiroirs/drawers	armario/armoire/cabinet	
 1x 115 C75 2x 115 C100 1x 115 C125 1x 115 C200	127 BE T100 bandeja extraíble plateau amovible tray removable 127 T100 300 cajón H:300 mm tiroir H:300mm drawer H:300mm	



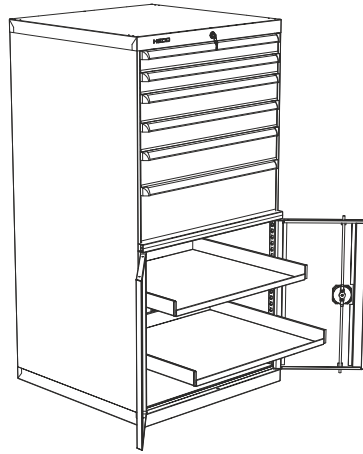
		L x A x H (mm)
127 5 5	145,5 Kg	714x730x1400
cajones/tiroirs/drawers	armario/armoire/cabinet	
 1x 115 C75 2x 115 C100 1x 115 C125 1x 115 C200	127 BE T100 bandeja extraíble plateau amovible tray removable 127 T200 50 cajón porta conos tiroir porte-cônes tool-holder drawer	



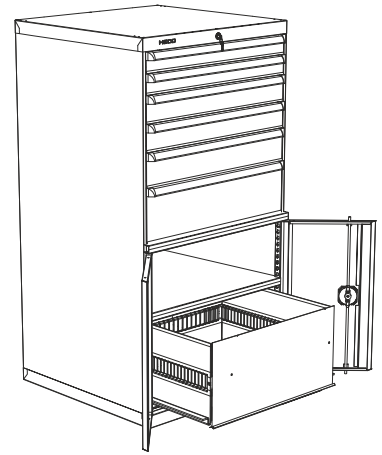
		L x A x H (mm)	
127 5 6	162 Kg	714x730x1400	
cajones/tiroirs/drawers	armario/armoire/cabinet		
 1x 115 C75 2x 115 C100 1x 115 C125 1x 115 C200	127 T200 40 cajón porta conos tiroir porte-cônes tool-holder drawer 127 T200 50 cajón porta conos tiroir porte-cônes tool-holder drawer		

SERIE 127 6 STANDARD


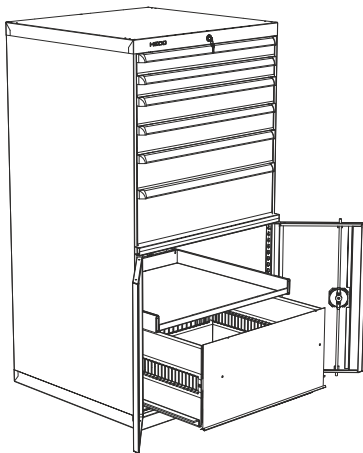
		L x A x H (mm)
127 6 1	121 Kg	714x730x1400
cajones/tiroirs/drawers	armario/armoire/cabinet	
 2x 115 C75 2x 115 C100 1x 115 C125 1x 115 C200	2x 127 BG estanteria graduable étagère réglable adjustable shelf	



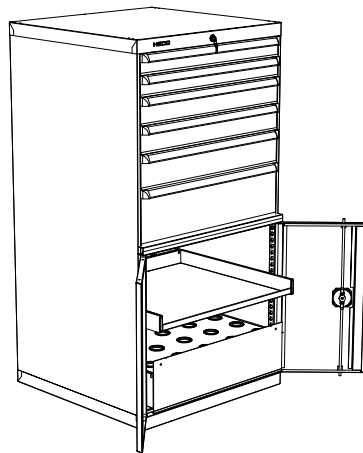
		L x A x H (mm)
127 6 2	138 Kg	714x730x1400
cajones/tiroirs/drawers	armario/armoire/cabinet	
 2x 115 C75 2x 115 C100 1x 115 C125 1x 115 C200	2x 127 BE T100 bandeja extraíble plateau amovible tray removable	



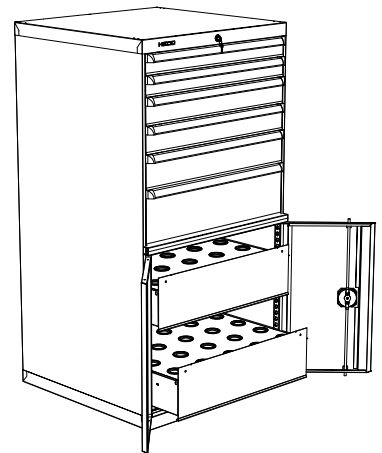
		L x A x H (mm)
127 6 3	144,5 Kg	714x730x1400
cajones/tiroirs/drawers	armario/armoire/cabinet	
 2x 115 C75 2x 115 C100 1x 115 C125 1x 115 C200	127 BG estanteria graduable étagère réglable adjustable shelf 127 T100 300 cajón H:300 mm tiroir H:300mm drawer H:300mm	



		L x A x H (mm)
127 6 4	153 Kg	714x730x1400
cajones/tiroirs/drawers	armario/armoire/cabinet	
 2x 115 C75 2x 115 C100 1x 115 C125 1x 115 C200	127 BE T100 bandeja extraíble plateau amovible tray removable 127 T100 300 cajón H:300 mm tiroir H:300mm drawer H:300mm	

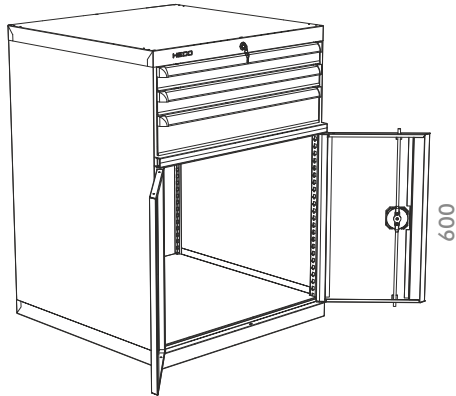


		L x A x H (mm)
127 6 5	154,5 Kg	714x730x1400
cajones/tiroirs/drawers	armario/armoire/cabinet	
 2x 115 C75 2x 115 C100 1x 115 C125 1x 115 C200	127 BE T100 bandeja extraíble plateau amovible tray removable 127 T200 50 cajón porta conos tiroir porte-cônes tool-holder drawer	

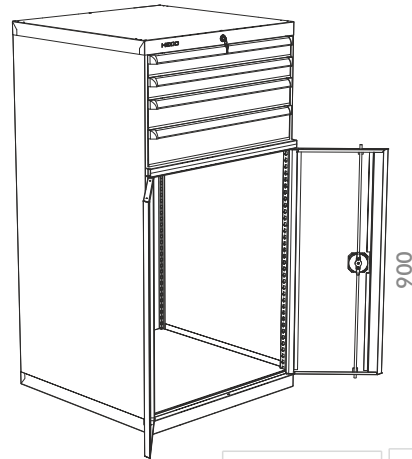


		L x A x H (mm)
127 6 6	171 Kg	714x730x1400
cajones/tiroirs/drawers	armario/armoire/cabinet	
 2x 115 C75 2x 115 C100 1x 115 C125 1x 115 C200	127 T200 40 cajón porta conos tiroir porte-cônes tool-holder drawer 127 T200 50 cajón porta conos tiroir porte-cônes tool-holder drawer	

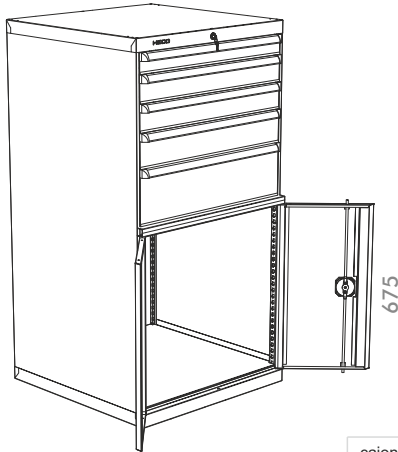
SERIE 127 STANDARD



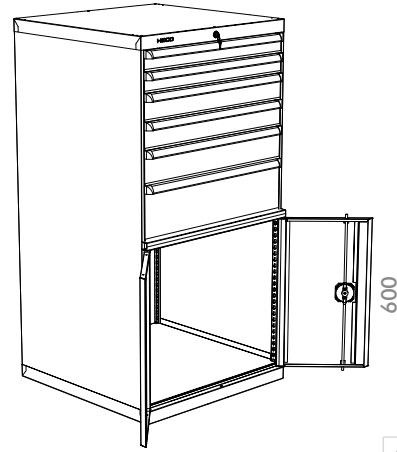
		LxAxH (mm)		cajones/tiroirs/drawers	
127 3	77,5 Kg	714x730x1000		2x 115 C75	
	0,648 m ³	742x760x1150		1x 115 C125	



		LxAxH (mm)		cajones/tiroirs/drawers	
127 4	109 Kg	714x730x1400		2x 115 C75	
	0,874 m ³	742x760x1550		1x 115 C100	1x 115 C125




		LxAxH (mm)		cajones/tiroirs/drawers	
127 5	96,5 Kg	714x730x1000		1x 115 C75	
	0,874 m ³	742x760x1550		2x 115 C100	1x 115 C125
				1x 115 C200	



		LxAxH (mm)		cajones/tiroirs/drawers	
127 6	112 Kg	714x730x1400		2x 115 C75	
	0,874 m ³	742x760x1550		2x 115 C100	1x 115 C125
				1x 115 C200	

INFO

ESTANTERIAS Y CAJONES / ÉTAGÈRES ET TIROIRS / SHELVES AND DRAWERS




127 BG




4 Kg



127 BE T100




127 BE T200



127 T200 50




25 Porta Conos ISO 50
25 Porte-Cônes ISO 50
25 Tool-Holder ISO 50



127 T200 40



25 Porta Conos ISO 40
25 Porte-Cônes ISO 40
25 Tool-Holder ISO 40



127 T100 300





Consultar plazo de entrega.
Consulter le délai de livraison.
Check delivery time.



Configuraciones personalizadas según las necesidades del cliente.
Configurations personnalisées selon les besoins du client.
Customized configurations according to the needs of the client.

SERIE 115 C

Armario esquinero con y sin puertas (H:1000mm).
Armoire d'angle avec ou sans portes (H: 1000 mm).
Corner cabinet with or without doors (H:1000 mm).



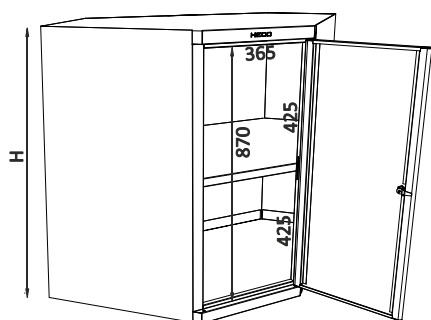
	LxAxH (mm)
115 C	1007x1007x1000
115 CP	810x910x1000
115 CV	1007x1007x1000

1 mm



Para armarios bajos de 707 mm de profundidad.
Pour armoires basses de 707 mm de profondeur.
For low cabinets of 707 mm depth.

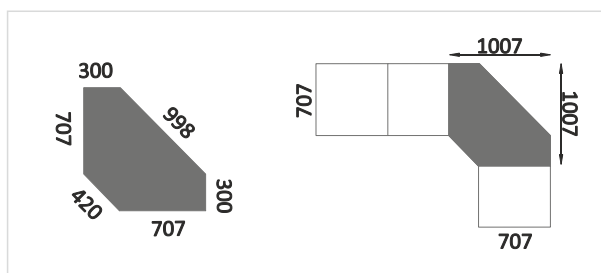
SERIE 115 C



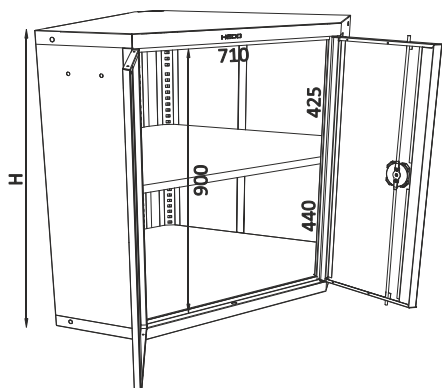
115 C



sin puertas
sans portes
without doors



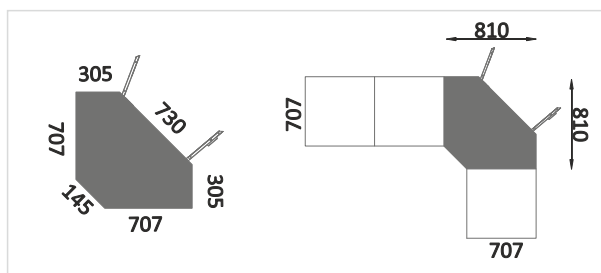
	LxAxH (mm)		
115 C	67 Kg	1 m ³	1007x1007x1000



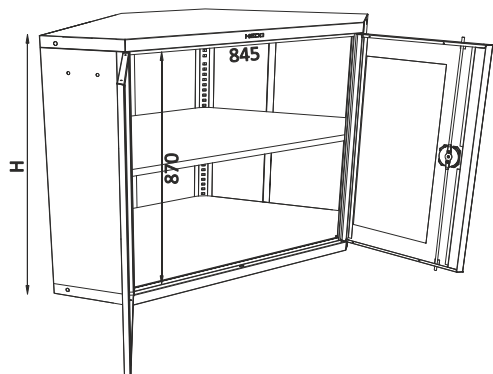
115 CP



con puertas
avec portes
with doors



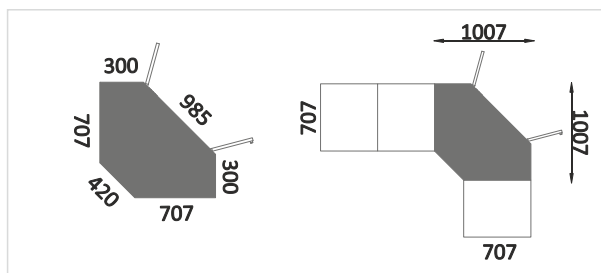
	LxAxH (mm)		
115 CP	31,5 Kg	0,651 m ³	810x810x1000



115 CV



con puertas de metacrilato
avec portes en methacrylate
with methacrylate doors



	LxAxH (mm)		
115 CV	31,5 Kg	0,651 m ³	1007x1007x1000

SERIE 122 C

Armario esquinero con y sin puertas (H:1000mm).
Armoire d'angle avec ou sans portes (H:1000 mm).
Corner cabinet with or without doors (H:1000 mm).



122 C



122 CP

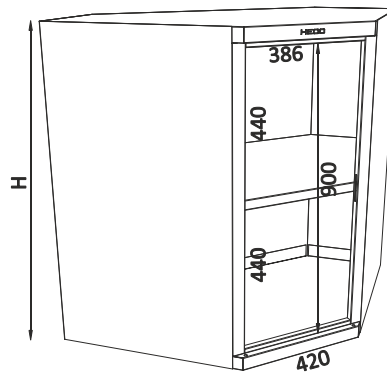
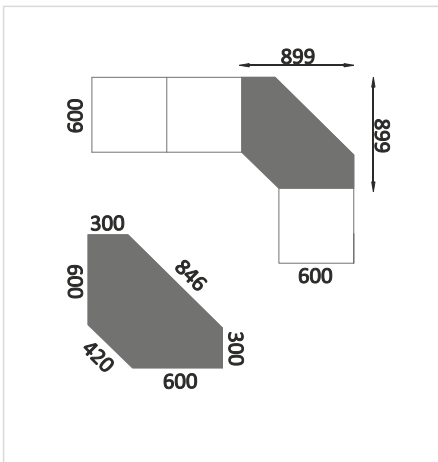
	LxAxH (mm)
122 C	900x900x1000
122 CP	810x810x1000

1 mm



Para armarios bajos de 600 mm de profundidad.
Pour armoires basses de 600 mm de profondeur.
For low cabinets of 600 mm depth.

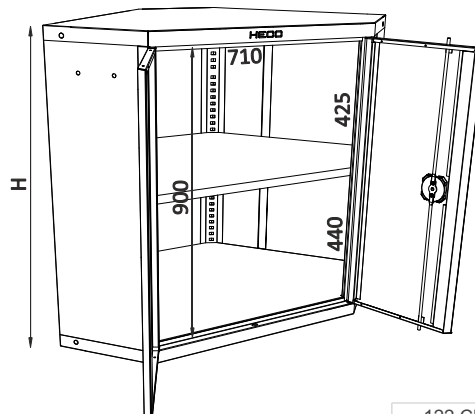
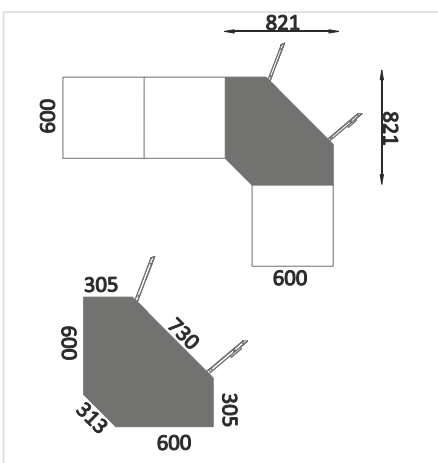
SERIE 122 C



	LxAxH (mm)
122 C	67 Kg, 0,804 m ³ , 900x900x1000

* sin puertas / sans portes / without doors

SERIE 122 CP



	LxAxH (mm)
122 CP	31,5 Kg, 0,651 m ³ , 810x810x1000

* con puertas / avec portes / with doors

MOSTRADOR: ARMARIOS CON CAJONES
COMPTOIR: ARMOIRES AVEC TIROIRS
COUNTER: CABINETS WITH DRAWERS



Para más información de configuraciones, ver PAG. 13.
Pour plus d'information de configurations voir PAGE. 13.
For further information of configurations see PAGE. 13.

MOSTRADOR: ARMARIOS CON PUERTAS
COMPTOIR: ARMOIRES AVEC PORTES
COUNTER: CABINETS WITH DOORS



Para más información de configuraciones, ver PAG. 55.
Pour plus d'information de configurations voir PAGE. 55.
For further information of configurations see PAGE. 55.


MOSTRADOR: ARMARIOS SIN PUERTAS
COMPTOIR: ARMOIRES SANS PORTES
COUNTER: CABINETS WITHOUT DOORS



Para más información de configuraciones, ver PAG. 141.
Pour plus d'information de configurations voir PAGE. 141.
For further information of configurations see PAGE. 141.

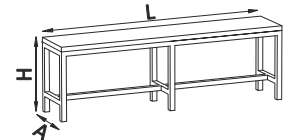
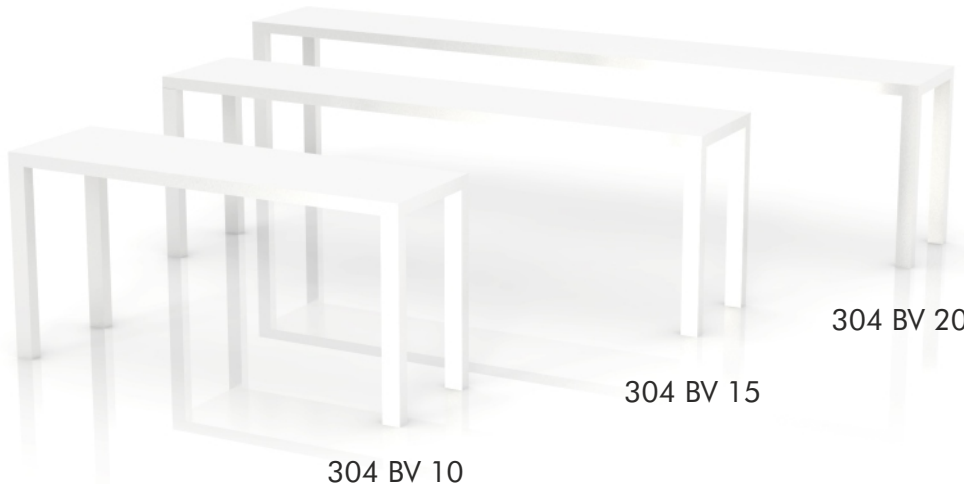


MOSTRADORES A MEDIDA
COMPTOIRS SUR MESURE
CUSTOMIZED COUNTERS



SERIE 304 BV ref. 304 BV 10 / 304 BV 15 / 304 BV 20

Bancos en acero inoxidable.
 Bancs de vestiaire en acier inoxydable.
 Stainless-steel bench.



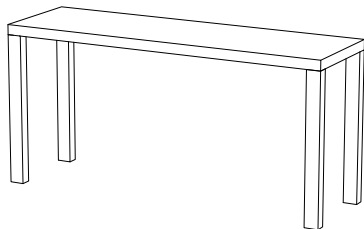
	LxAxH (mm)
304 BV 10	1000x300x450
304 BV 15	1500x300x450
304 BV 20	2000x300x450

1 mm

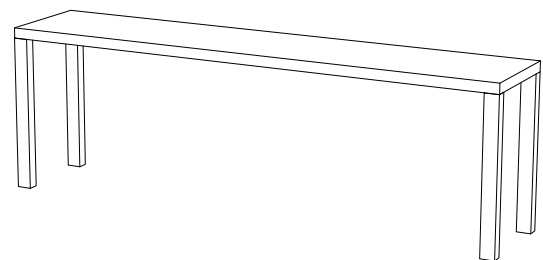


Consultar plazo de entrega.
 Consulter le delai de livraison.
 Check delivery time.

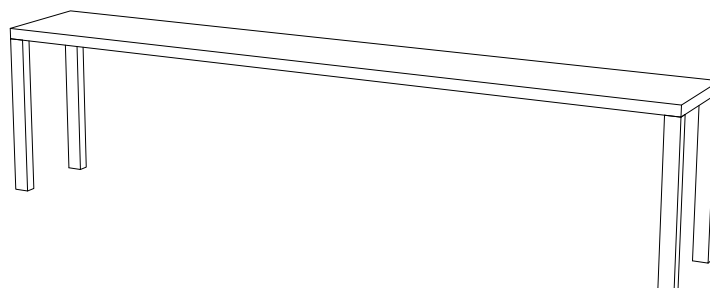
SERIE 304 BV STANDARD



		LxAxH (mm)
304 BV 10	11 Kg	1000x300x450



		LxAxH (mm)
304 BV 15	14,75 Kg	1500x300x450



		LxAxH (mm)
304 BV 20	18,5 Kg	2000x300x450

SERIE 304 BT ref. 304 BT 15 / 304 BT 20 / 304 BT 30

Banco de trabajo en acero inoxidable.
Établi de travail en acier inoxydable.
Stainless-steel workbenches.




	LxAxH (mm)
304 BT 15	1400x800x900
304 BT 20	1900x900x900
304 BT 30	2900x900x900

2 mm




Consultar plazo de entrega.
Consulter le délai de livraison.
Check delivery time.

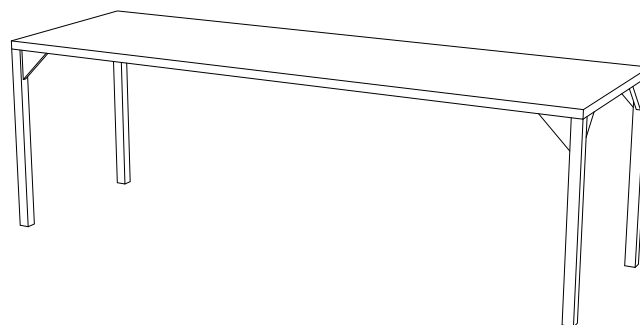
SERIE 304 BT STANDARD



		LxAxH (mm)
304 BT 15	46 Kg	1500x800x900



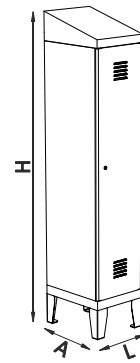
		LxAxH (mm)
304 BT 20	60 Kg	1900x900x900



		LxAxH (mm)
304 BT 30	100 Kg	2900x900x900

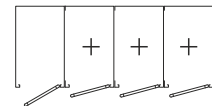
SERIE 304 1

Armario vestuario en acero inoxidable.
 Armoire vestiaire en acier inoxydable.
 Stainless-steel lockers.



	LxAxH (mm)
304 1	310x450x2100
304 1 2	620x450x2100
304 1 3	930x450x2100
304 1 4	1240x450x2100
304 1 5	1550x450x2100

e 1 mm


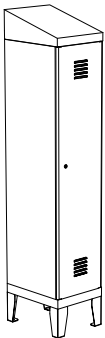


Permite agrupar hasta 5 módulos.
 Permet de regrouper un maximum de 5 modules.
 Up to 5 modules can be grouped together.

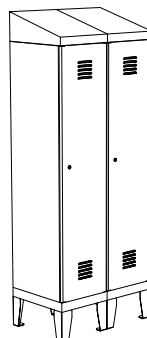


Consultar plazo de entrega.
 Consulter le délai de livraison.
 Check delivery time.

SERIE 304 1 STANDARD




		LxAxH (mm)
304 1	30,3 Kg	310x450x2100



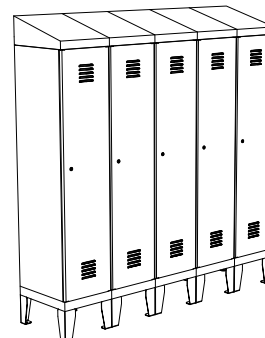
		LxAxH (mm)
304 1 2	60,6 Kg	600x450x2100



		LxAxH (mm)
304 1 3	90,9 Kg	882x450x2100



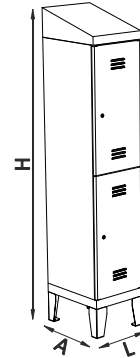
		LxAxH (mm)
304 1 4	121,2 Kg	1170x450x2100



		LxAxH (mm)
304 1 5	151,5 Kg	1452x450x2100

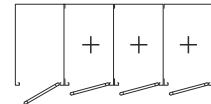
SERIE 304 2

Armario vestuario en acero inoxidable. Con dos puertas.
 Armoire vestiaire en acier inoxydable. Avec deux portes.
 Stainless-steel lockers. With two doors.



	LxAxH (mm)
304 2	310x450x2100
304 2 2	620x450x2100
304 2 3	930x450x2100
304 2 4	1240x450x2100
304 2 5	1550x450x2100

e 1 mm




Consultar plazo de entrega.
 Consulter le délai de livraison.
 Check delivery time.



Permite agrupar hasta 5 módulos.
 Permet de regrouper un maximum de 5 modules.
 Up to 5 modules can be grouped together.

SERIE 304 2 STANDARD




		LxAxH (mm)
304 2	30,6 Kg	310x450x2100



		LxAxH (mm)
304 2 2	61,2 Kg	600x450x2100



		LxAxH (mm)
304 2 3	91,8 Kg	882x450x2100



		LxAxH (mm)
304 2 4	122,4 Kg	1170x450x2100



		LxAxH (mm)
304 2 5	153 Kg	1452x450x2100

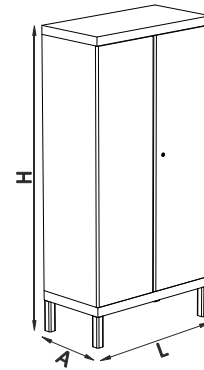
SERIE 304 3

Armario vestuario en acero inoxidable.
 Armoire vestiaire en acier inoxydable.
 Stainles-steel cabinet.



304 3

304 3 TI-304 4



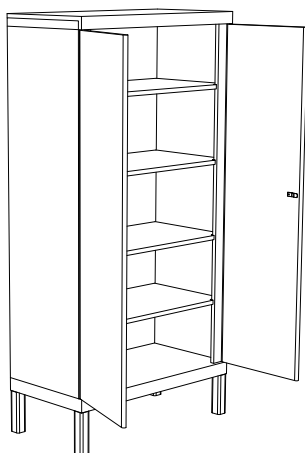
	LxAxH (mm)
304 3	980x450x2000
304 3 TI	980x450x2000
304 4	950x450x2100

e 1 mm




Consultar plazo de entrega.
 Consulter le délai de livraison.
 Check delivery time.

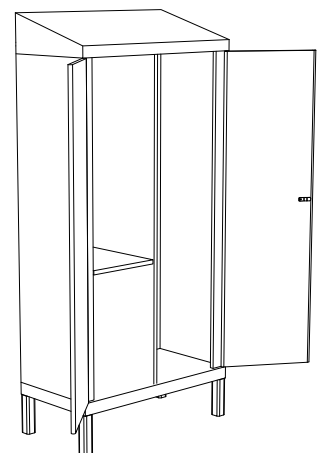
SERIE 304 3 STANDARD



		LxAxH (mm)
304 3	80 Kg	980x450x2000

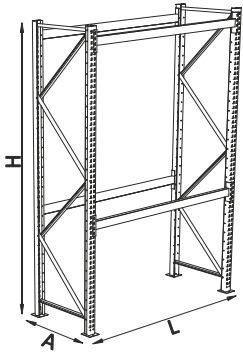


		LxAxH (mm)
304 3 TI	85 Kg	980x450x2000



		LxAxH (mm)
304 4	65 Kg	950x450x2100

SERIE 170



	LxAxH (mm)
170 19 08 01	1900x800x3000
170 19 10 01	1900x1000x3000
170 27 08 01	2700x800x3000
170 27 10 01	2700x1000x3000

1 mm



Colores estándar. **RAL 5017 /**
Couleurs Standard. **RAL 2009**



Módulos adicionales.
Modules additionnels.
Additional modules.



Plazo de entrega 10 días laborables.
Délai de livraison 10 jours ouvrables.
Delivery time 10 working days.

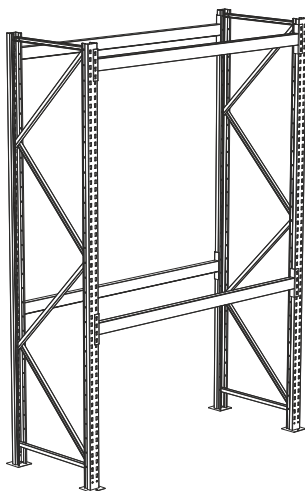


Resistencia: 1000 kg por estante.
Résistance: 1000 kg par étagère.
Resistance: 1000 kg pour shelf.

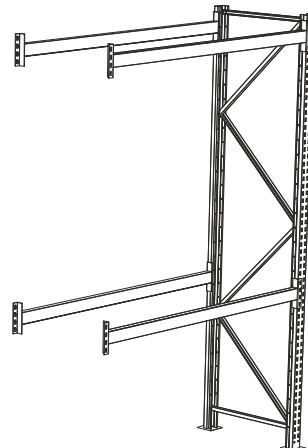


Las patas laterales se sirven montadas.
Les pattes latérales sont servies montés.
Side covers are delivered assembled.

SERIE 170 STANDARD



		LxAxH (mm)
170 19 08 01	105 Kg	1900x800x3000



Carga total repartida por estante.
Charge totale répartie pour étagère.
Distributed total load for shelf.

1000

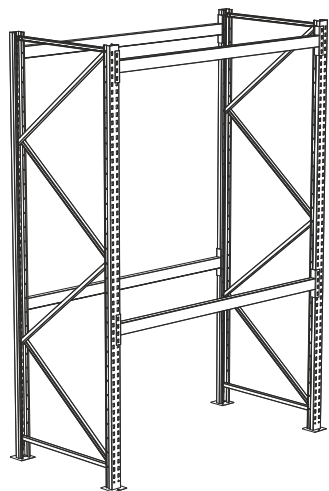
		LxAxH (mm)
170 19 08 02	75 Kg	1900x800x3000

Módulos adicionales. / Modules additionnels. / Additional modules.

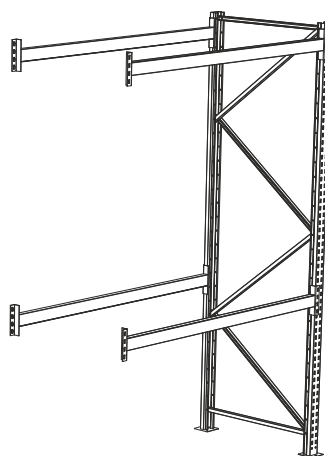
SERIE 170 STANDARD



Carga total repartida por estante.
 Charge totale répartie pour étagère.
 Distributed total load for shelf.

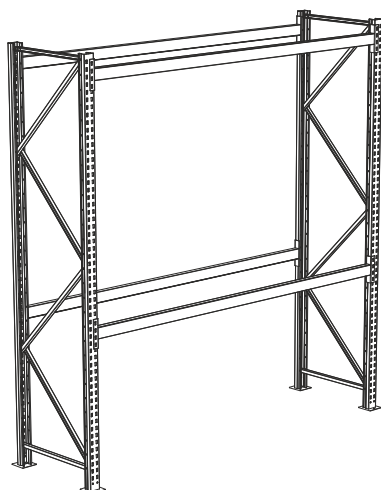


		LxAxH (mm)
170 19 10 01	109 Kg	1900x1000x3000

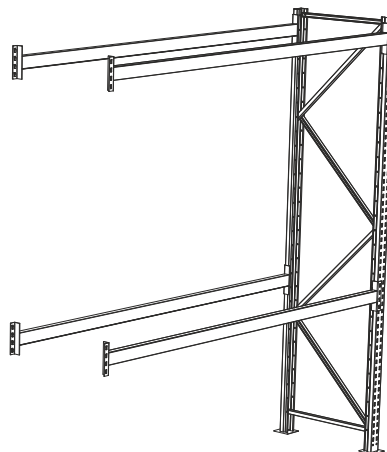


		LxAxH (mm)
170 19 10 02	77 Kg	1900x1000x3000

Módulos adicionales. / Modules additionnels. / Additional modules.

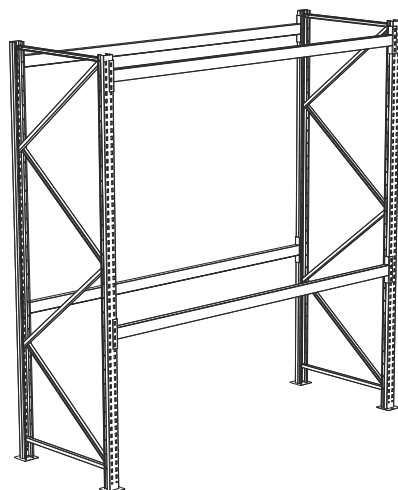


		LxAxH (mm)
170 27 08 01	117 Kg	2700x800x3000

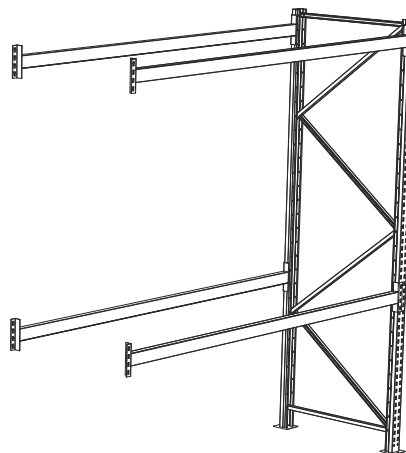


		LxAxH (mm)
170 27 08 02	87 Kg	2700x800x3000

Módulos adicionales. / Modules additionnels. / Additional modules.



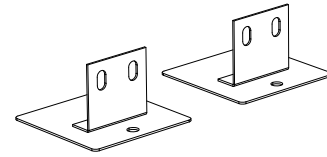
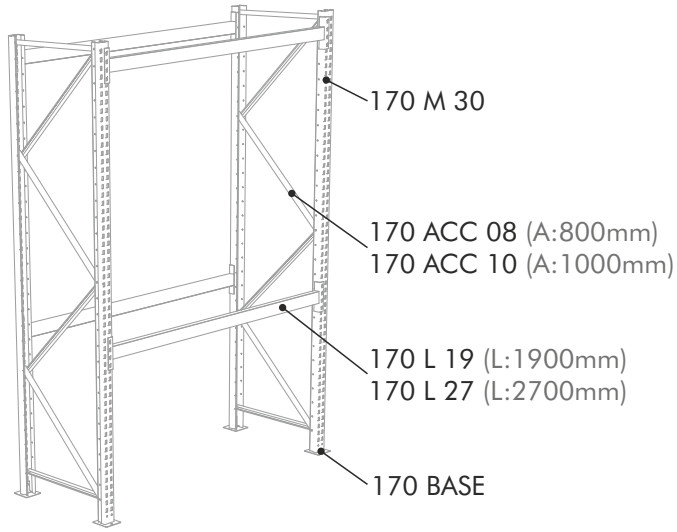
		LxAxH (mm)
170 27 10 01	121 Kg	2700x1000x3000



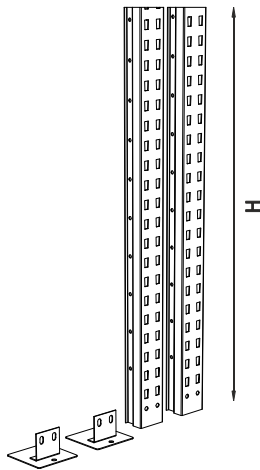
		LxAxH (mm)
170 27 10 02	89 Kg	2700x1000x3000

Módulos adicionales. / Modules additionnels. / Additional modules.

SERIE 170 COMPONENTES / COMPOSANTS / COMPONENTS

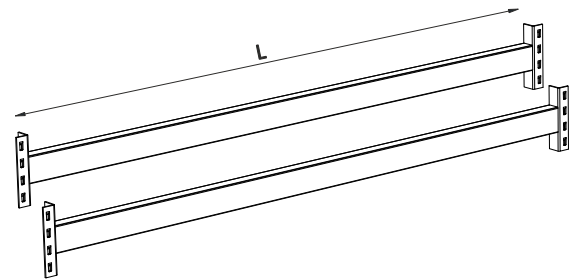


170 BASE	two units juego de dos un jeu de deux
----------	---



		H (mm)
170 M 30	23 Kg	3000

juego de dos / un jeu de deux / two units
170 BASE incluidas / inclus / included



		L (mm)
170 L 19	25 Kg	1900
170 L 27	27 Kg	2700

juego de dos / un jeu de deux / two units

INCLUYE


Riostras galvanizadas;
(P800-P1000)
Separadores y tornillería.

COMPREND

Appareils dentaires galvanisés;
(P800-P1000)
Séparateurs et vis.

INCLUDES

Galvanized braces;
(P800-P1000)
Dividers and screws.



		A (mm)
170 ACC 08	8,5 Kg	800
170 ACC 10	10 Kg	1000

juego de accesorios / jeu d'accessoires / accessory set
zincado / zingué / zined


PLATAFORMAS / PLATEFORMES / PLATFORMS

TAP-09012

X: 800

TAP-09001


X: 1000 mm



		LxAxH (mm)
TAP-09012	A:800mm	880x800
TAP-09001	A:1000mm	880x1000

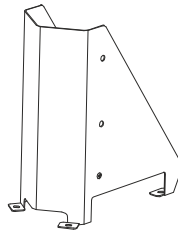
SERIE 170

PROTECCIONES DE PUNTAL / PROTECTIONS DES PATTES / LEG PROTECTIONS.



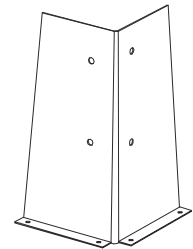
	LxAxH (mm)
TAP-10930	335x168x400

Protección "push back".
 Protection "push back".
 Push back protection.



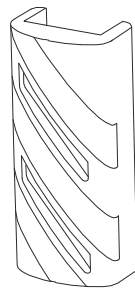
	LxAxH (mm)
TAP-10931	334x168x400

Protección de acero.
 Protection d'acier.
 Steel protection.



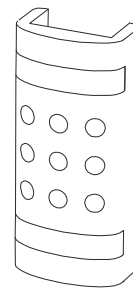
	LxAxH (mm)
TAP-10933	160x160x400

Protección de esquina.
 Protection de coin.
 Corner protection.



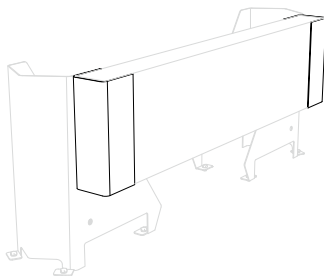
	LxAxH (mm)
TAP-35019	135x80x400

Protección magnética.
 Protection magnétique.
 Magnetic protection.



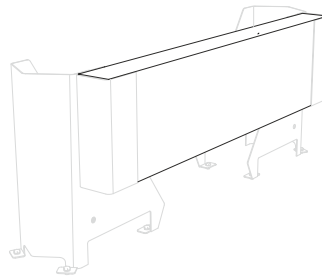
	LxAxH (mm)
TAP-35017	160x145x470

Protección con eslingas.
 Protection avec élingues.
 Protection with slings.



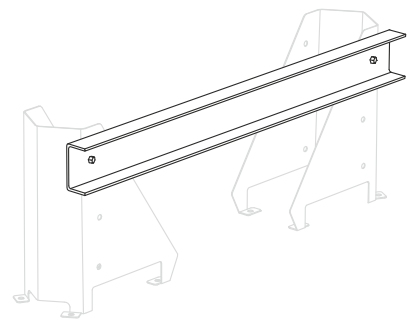
	LxAxH (mm)
TAP-10000	334x168x400

Soporte para tablero.
 Support pour panneau.
 Board support.



	LxAxH (mm)
TAP-35050	1150x225x75

Tablero de pino.
 Panneau de pin.
 Pine board.



	LxAxH (mm)
TAP-10936	1000x50x100


Protección lateral.
 Protection latérale.
 Side protection.



Consultar plazo de entrega.
 Consulter le délai de livraison.
 Check delivery time.

ACCESSOIRES ET COMPOSANTS

ACCESSORIES AND COMPONENTS




FR

- Stockage pour outils avec tous les accessoires pour optimiser la distribution et la visualisation.
- Accessoires disponibles: boîtes en plastique et divisons réglables.
- Conçu pour fermer avec plus de sécurité.
- Poignée rabattable.
- Couleur standard bleu martelé possibilité teintes en option.

EN

- Storage for tools and accessories to optimize order, distribution and visual display.
- Accessories available: plastic trays and adjustable divisors.
- Designed to close more securely.
- Folding handle.
- Standard colour hammered blue possibility optional colours.

ACCESORIOS Y COMPONENTES



ES


- Almacenaje para herramientas con todos los accesorios para optimizar la distribución y la visualización.
- Accesorios disponibles: cubetas de plástico y divisiones graduables.
- Diseñadas para cerrar con mayor seguridad.
- Asa abatible.
- Color estándar azul martelé posibilidad colores en opción.



para / pour / for SERIE 110

110 0 01


- 6 destornilladores
- 6 tournevis
- 6 screwdrivers



1u.

110 0 02


- Llaves vaso
- Clés douille
- Socket wrenches



1u.

110 0 03


- Alicates electricista
- Pinces d'électricien
- Electrician pliers



1u.

110 0 04


- Alicates mecánico
- Pinces mécanicien
- Mechanical pliers



1u.

110 0 05

- Tenazas
- Tenailles
- Tong s



1u.

110 0 06


- Tenazas apertura múltiple
- Pinces multiprises
- Multi-opening tongs



1u.

110 0 07

- 12 llaves allen
- 12 clés mâle.
- 12 Allen keys



1u.

110 0 08

- Maza o martillo
- Massette ou marteau
- Hammer or mallet



2u.

110 0 09

- 12 llaves tubo
- 12 clés tube
- 12 pipe wrenches



1u.

110 0 10


- 10 llaves acodadas
- 10 clés à fourches
- 10 angled keys



1u.

110 0 11

- 12 llaves fijas
- 12 clés à fourches
- 12 fixed keys



1u.

110 0 12

- Limpiabornes
- Terminaux propres
- Clean terminals



1u.

110 0 13


- Alicates aprietaterminales
- Pinces casses isolées
- Pliers tighten terminals



2u.

110 0 14


- Cortafrios o buriles
- Casse goupillés
- Cutters and burins



1u.

110 0 15

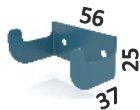
- Bandeja
- Plateau
- Tray



1u.

110 0 16


- Llaves bujías
- Clés à bougie
- Spark plug keys



1u.

110 0 17

- Llaves cruz
- Clé croix
- Keys cross



2u.

110 0 18

- Soporte pie de rey
- Support pied du roi
- Support king's foot



1u.

110 0 21


- Ganchos usos múltiples
- Crochet usage multiple
- Multi purpose hook



1u.

110 0 20


- Cubeta con soporte
- Casier avec support
- Bucket with support



1u.

110 0 19

- Cubeta con soporte
- Casier avec support
- Bucket with support



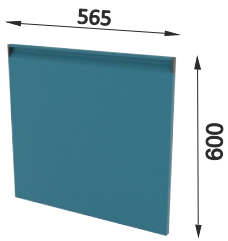
1u.

- 1u. Blister con 1 unidad. Blister à 1 unité. 1 unit blister.
- 2u. Blister con 2 unidades. Blister à 2 unités. 2 units blister.
- 5u. Blister con 5 unidades. Blister à 5 unités. 5 units blister.




Soportes para fijar en paneles metálicos (serie 144) y de madera (serie 109 y 110).
Supports de fixation pour panneaux métalliques (serie 144) et panneaux en bois (serie 109 et 110).
Supports for attaching to metal panels (series 144) and wooden panels (series 109 and 110).

para / pour / for SERIE 111




- Puerta.
- Porte.
- Door.

111 PG D / I



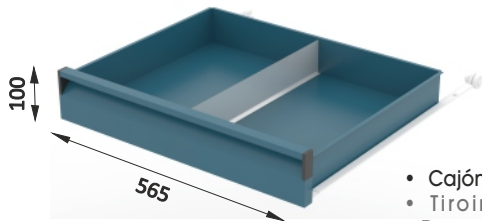
- Puerta.
- Porte.
- Door.

111 PM D / I



- Puerta.
- Porte.
- Door.

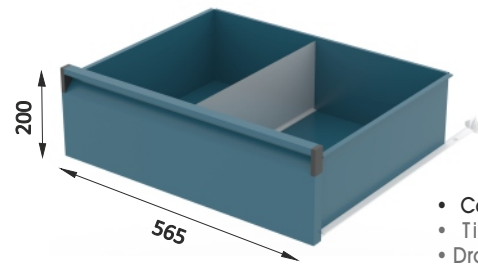
111 PP D / I



- Cajón.
- Tiroir.
- Drawer.



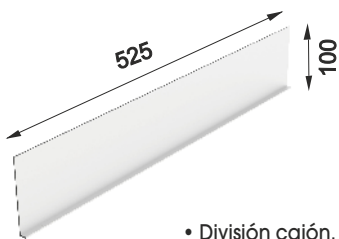
111 C 100



- Cajón.
- Tiroir.
- Drawer.

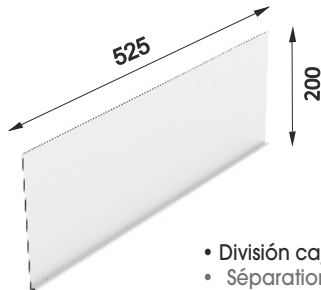


111 C 200



- División cajón. Con tornillos.
- Séparation tiroir. Avec vis.
- Drawer divison. With screws.

111 D 100

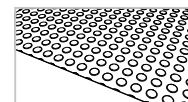


- División cajón. Con tornillos.
- Séparation tiroir. Avec vis.
- Drawer divison. With screws.

111 D 200



- Goma sintética lisa.
- Récouvremet synthétique lisse.
- Smooth upper surface.

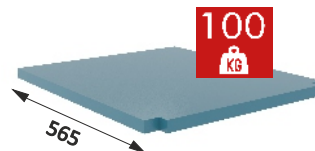


- Goma sintética Pirelli (14mm/24mm).
- Récouvremet synthétique Pirelli (14mm/24mm).
- Pirelli smooth upper surface(14mm/24mm).




- Pata conexiones electricas.
- Pied pour connexion électrique.
- Bench support with electrical connection.

111 PE



- Estanteria graduable (Derecha y Central).
- Étagère réglable (Droite et Centrale).
- Adjustable shelf (Right and Centre).

111 BGCD



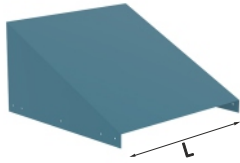
- Estanteria graduable (Izquierda).
- Étagère réglable (Gauche).
- Adjustable shelf (Left).

111 BGI




Componentes y accesorios para bancos de trabajo (serie 111).
Composants et accessoires pour établis (serie 111).
Workbench accesories and components (series 111).

para / pour / for SERIE 156/ 157/ 158/ 159



- Techo inclinado.
- Toit incliné.
- Sloped top.

157 TI L = 500
158 TI L = 700
159 TI L = 1000




- Patas (2u).
- Pieds (2u).
- stands (2u).

156 P



- Separador central.
- Séparateur central.
- Central divider.


156 SC / 157 SC / 159 SC



- Estantería para perchas.
- Étagère porte manteau.
- Clothes hanger shelf.




157 BP



- Estantería graduable.
- Étagère réglable.
- Adjustable shelf.




157 BG / 158 BG / 159 P BG



- Estantería porta carpetas.
- Étagère pour classeurs.
- Hanging binder shelf.

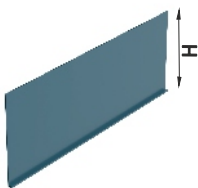


159 BGP



- Bandeja portaconos.
- Plateau porte-cônes.
- Tool holder tray.


158 PC / 159 PC



- Division plana.
- Intercalaire.
- Simple divisor.

H = 100 / 150 / 200

157 DP/158 DP/159 DP



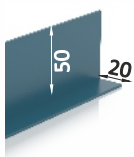
- Cubeta de plástico.
- Boîtes en plastique.
- Plastic trays.

157 CP



- Panel perforado lateral.
- Panneau perforé lateral.
- Perforated side-panel.

159 PPL




- Tope posterior para cubetas.
- Butoir pour boîtes.
- Rear trays edge.

157 TC / 158 TC / 159 TC



- Cubeta de plástico.
- Boîtes en plastique.
- Plastic trays.

157 CG

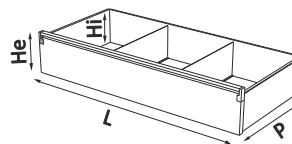


- Panel perforado frontal.
- Panneaux perforé frontal.
- Perforated front-panels.

159 PPF



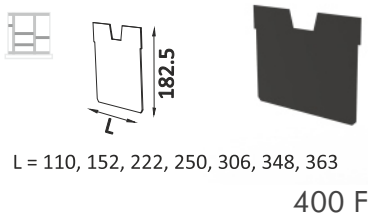

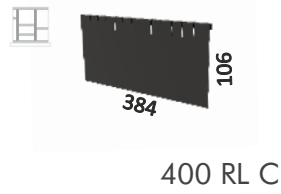
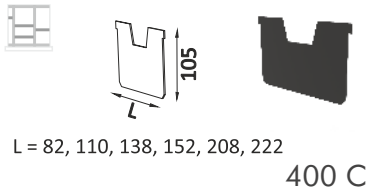
157 T50 / 158 T50 / 159 T50

	L (mm)	He (mm)	Hi (mm)	P (mm)
157 T50 C100	400	100	75	410
157 T50 C200	400	200	160	410
158 T50 C100	600	100	75	410
158 T50 C200	600	200	160	410
159 T50 C100	900	100	75	410
159 T50 C150	900	150	125	410
159 T50 C200	900	200	160	410



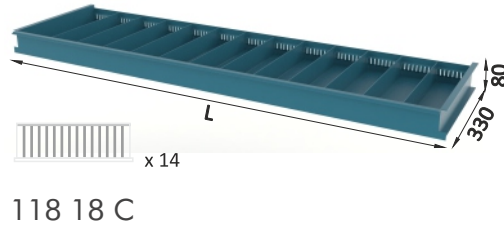
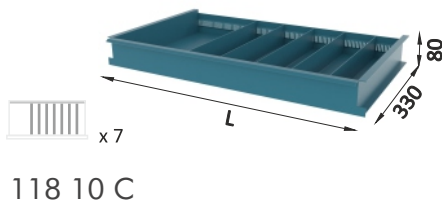
Componentes para armarios (serie 157, 158, 159 y 159 P).
Composants pour armoires (serie 157, 158, 159 et 159 P).
Components for cabinets (series 157, 158, 159 and 159 P).

para / pour / for SERIE 400



Divisiones armarios clasificadores y folio (serie 400 C).
Séparations pour armoires a classeurs et folio (serie 400 C).
Simple and slotted drawer divisors (series 400 C).

para / pour / for SERIE 118



Por cajón.
Pour tiroir.
For drawer.



Cajones para bancos de trabajo (serie 118).
Tiroirs pour établis (serie 118).
Workbench drawers (series 118).

para / pour / for SERIE 121

- Bandeja inferior en acero galvanizado.
- Plateau inférieur en tôle d'acier galvanisée.
- Lower tray in galvanized stainless-steel.

L = 986



121 0 01

L = 1486



121 0 15

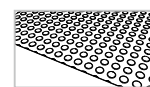
L = 1986



121 0 20



- Goma sintética lisa.
- Récouvrement synthétique lisse.
- Smooth upper surface.

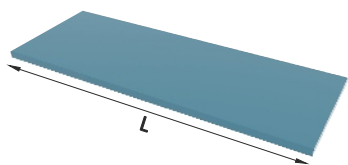


- Goma sintética Pirelli (14mm/24mm).
- Récouvrement synthétique Pirelli (14mm/24mm).
- Pirelli smooth upper surface(14mm/24mm).




Bandeja inferior suplementaria (serie 121).
Plateau inférieur supplémentaire (serie 121).
Optional lower tray (series 121).

para / pour / for SERIE 112




L = 1000,1300,1500,1800,2000

112 E C



L = 1000,1300,1500,1800,2000

112 E DM



L = 1000,1300,1500,1800,2000

112 E M



- Pata para banco.
- Pied pour établi.
- Bench legs.

112 P




- Pata para banco.
- Pied pour établi.
- Bench legs.

112 P R



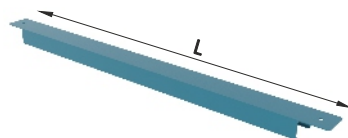
- Pata graduable para banco.
- Pied réglable pour établi.
- Adjustable leg for workbench.

112 PG



- Pata conexiones electricas.
- Pied pour connexions électrique.
- Bench support with electrical connection.


112 PE



L = 775,1105,1325,1655,1765

- Barra de refuerzo.
- Barre de renfort.
- Reinforcement.

112 R P



L = 715,1045,1265,1595,1705

- Estanteria intermedia.
- Étagère intermédiaire.
- Middle shelf.

112 B



145 CTP



L = 1000,1300,1500,1800,2000

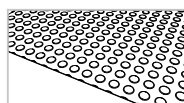
112 SL



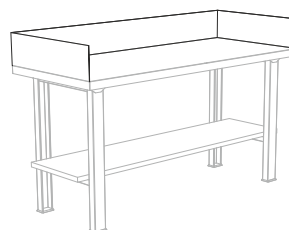
- Pie regulable.
- Pied réglable.
- Adjustable foot.



- Goma sintética lisa.
- Récouvrement synthétique lisse.
- Smooth upper surface.



- Goma sintética Pirelli (14mm/24mm).
- Récouvrement synthétique Pirelli (14mm/24mm).
- Pirelli smooth upper surface(14mm/24mm).



- Zócalo frontal encimera.
- Récouvrement frontal du plan de travail.
- Front worktop protection.



Solicitar información y precio en el pedido.
Solliciter information et prix dans la commande.
To request information and price in the order.



Componentes para banco de trabajo (serie 112).
Composants pour établis (série 112).
Workbench components (series 112).




SERIE 132



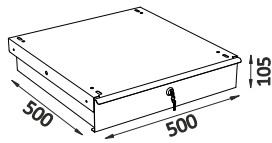
SERIE 133



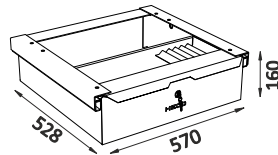
SERIE 129



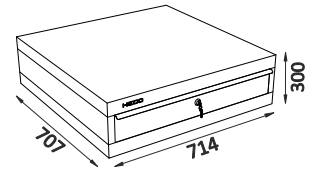
15




100



100



SERIE 113

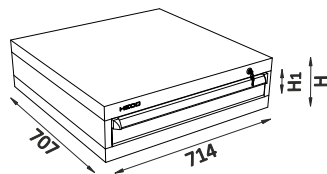


SERIE 153



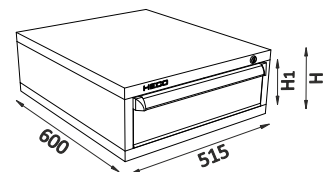
100

Por cajón.
Par tiroir.
Per drawer.



100

Por cajón.
Par tiroir.
Per drawer.



	H1 (mm)	H (mm)	cajones / tiroirs / drawers
113 1 100	100	200	1 (100)
113 1 200	200	300	1 (200)
113 2	200	300	2 (75+125)
113 3	300	400	3 (75+100+125)
113 4	400	500	4 (2x75+2x125)

	H1 (mm)	H (mm)	cajones / tiroirs / drawers
153 1 100	100	200	1 (100)
153 1 200	200	300	1 (200)
153 2	200	300	2 (75+125)
153 3	300	400	3 (75+100+125)
153 4	400	500	4 (2x75+2x125)

para / pour / for SERIE 115 / 119 / 122 / 123 / 135 / 154 1-3

Accesorios para armarios con cajones.
Accessoires pour armoires avec tiroirs.
Classification accessories for drawers.

115/119/143/122/123/135 Z

- Zócalo.
- Socle.
- Stand.



		L x A x H
115 Z	3,8 kg	714x707x50
119 Z	6 kg	1020x707x50
143 Z	7,7 kg	1300x707x50
122 Z	3,2 kg	714x600x50
123 Z	5,1 kg	1020x600x50
135 Z	3 kg	515x600x50

115/119/122/123/135 S M


- Base con ruedas (2 fijas y 2 giratorias Ø100mm).
- Socle avec roues (2 fixes et 2 pivotantes Ø100mm).
- Wheeled stand (2 fixed and 2 rotating Ø100mm).



		L x A x H
115 S M	18,7 kg	714x707x170
119 S M	26 kg	1020x707x170
122 S M	18 kg	714x600x170
123 S M	21,3 kg	1020x600x170
135 S M	13 kg	515x600x170

115/119/143/122/123/135 SE

- Suplemento encimera
- Supplément plan de travail.
- Worktop supplement.

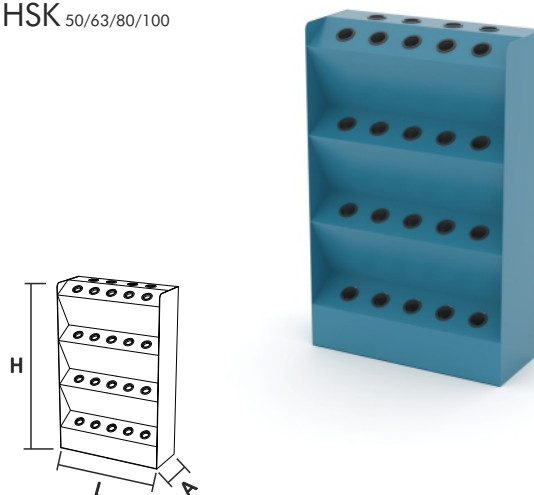


		L x A x H
115 SE	7 kg	714x707x100
119 SE	10 kg	1020x707x100
143 SE	13 kg	1300x707x100
122 SE	5,9 kg	714x600x100
123 SE	8,5 kg	1020x600x100
135 SE	5 kg	515x600x100

115/119/122/123/135 B

- Bastidor portaconos.
- Châssis porte-cônes.
- Tool holder frame.

ISO 40/50
HSK 50/63/80/100



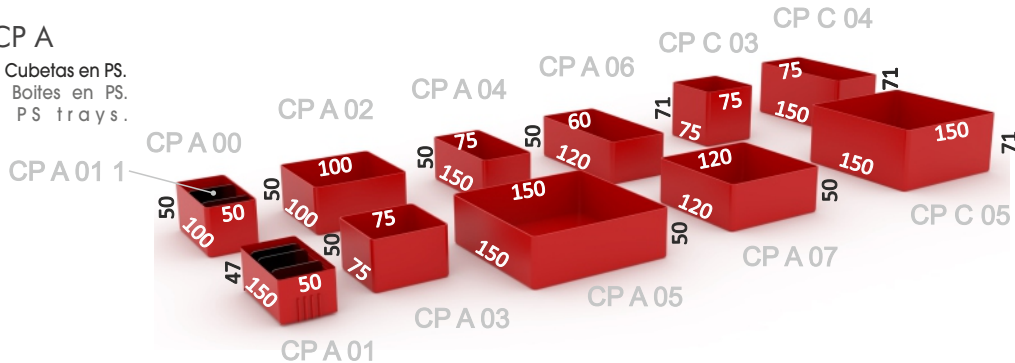
		L x A x H
115 B	22 kg	704x212x730
119 B	30 kg	1012x212x730
122 B	22 kg	704x212x730
123 B	30 kg	1012x212x730
135 B	17 kg	505x212x730

para / pour / for SERIE 106/115/119/122/135/126/127

Accesorios para armarios con cajones para clasificación de cajones.
 Accessoires pour armoires avec tiroirs pour la classification des tiroirs.
 Classification accessories for drawers cabinets.

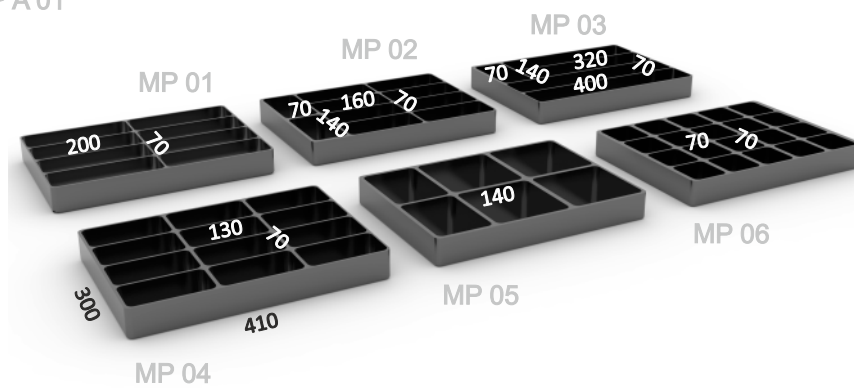
CP A

- Cubetas en PS.
- Boîtes en PS.
- PS trays.




SERIE MP

- Clasificadores ABS.
- Trieuses ABS.
- ABS sorters.



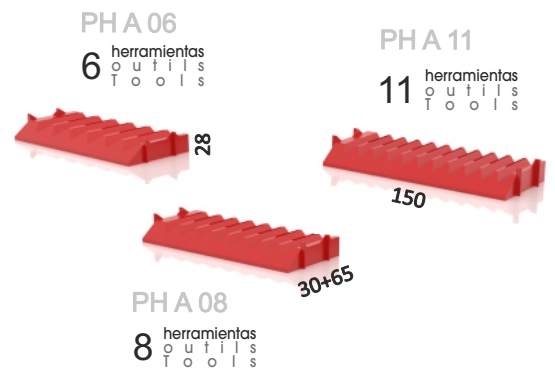
SERIE CP A

- Clasificadores.
- Trieuses.
- Sorters.



SERIE PH A

- Porta herramientas.
- Porte outils.
- Tool holder.




PF A

- Porta-fresas H 25mm.
- Porte-fraises H 25mm.
- Perforator holder H 25mm.



PCH 40/50


- Porta-conos.
- Porte-cônes.
- Tool support.



Accesorios para clasificación de cajones (serie 115/119/122/143/135/126/127)).
 Accessoires pour la classification des tiroirs (série 115/119/143/122/135/126/127)).
 Classification accessories for drawers (series 115/119/143/122/135/126/127)).

ENCIMERAS / PLANS DE TRAVAIL / WORKTOPS

Encimeras para bancos de trabajo.
Plan de travail pour établis.
Worktops for workbenches.



CHAPA TÔLE
SHEET

Barras de refuerzo interior. Pintura anti-corrosión.
Barres de renfort intérieure. Peinture anticorrosion.
Inner reinforcement bars. Anti-corrosion paint.

SERIE 111/112/112 PM-PH/118/136/142/150/152

e 40-50 mm



DM MDF

De densidad media. Protegido con barniz.
Densité moyenne. Protégé avec du vernis.
Medium density. Protected with varnish.

SERIE 111/112/112 PM-PH/118/120/136/142/150

e 30-40-50 mm



CASTAÑO
CHÂTAIGNER
CHESTNUT

Elevada durabilidad y gran estabilidad. Barniz.
Haute durabilité et stabilité. Vernis.
High durability and great stability. Varnished.

SERIE 111/112/112 PM-PH/118/136/150

e 30-50 mm



GALVANIZADO
GALVANISÉ
GALVANIZED

Dureza y resistencia. Protección electroquímica.
Dureté et résistance. Protection électrochimique.
Hardness and resistance. Electrochemical protection.

SERIE 120/121

e 1,5 mm



COMPACTO COMPACT
COMPACT

CDF: Fibra de madera de alta densidad apto para aplicaciones en condiciones húmedas, revestido de melamina. Cumple las normativas EN22-5 y EN14322.
CDF: Fibre de bois haute densité adaptée aux applications dans des conditions humides, revêtement mélaminé. Conforme aux normes EN22-5 et EN14322.
CDF: High-density wood fibre suitable for applications in humid conditions, melamine coated. Complies with EN22-5 and EN14322.

SERIE 112 PM/112 PH/142

e 12 mm

RECUBRIMIENTO / REVÊTEMENT / COATING



SATINADO
SATINÉ
GLOSSY

e 1 mm

ACERO INOXIDABLE ACIER INOXYDABLE
STAINLESS STEEL

Su durabilidad permite una larga vida útil.
Sa durabilité permet une longue durée de vie utile.
Its durability allows a long useful life.

PARA ENCIMERAS DM
POUR PLANS DE TRAVAIL MDF
FOR MDF WORKTOPS

GOMAS / CAOUTCHOUCS / RUBBERS

Recubrimiento encimeras para bancos de trabajo.
 Revêtement plan de travail pour établis.
 Coating worktops for workbenches.



LISA LISSE SMOOTH

e 3 mm

KG 40 Kg/cm²

Flexible, resistencia al envejecimiento y al frío.
 Flexible, résistance au vieillissement et au froid.
 Flexible, resistance to aging and to cold.

goma sintética lisa recouvrement synthétique smooth rubber upper surface


resistencia / résistance / resistance

moderado / modéré / moderate

ácidos y bases diluidas, y ozono
 acides et bases diluées, et ozone
 acids and diluted bases, and ozone

no adecuado / no adéquat / unsuitable

ácidos y bases concentradas, aceites e hidrocarburos, disolventes orgánicos
 acides et bases rassemblées, huiles et hydrocarbures, solvants organiques
 acids and concentrated bases, oils and hydrocarbons, organic solvents



ESTRIADA STRIÉ STRIATED

e 3 mm

KG 70 Kg/cm²

Antideslizante, aislamiento acústico y térmico.
 Antidérapant, au isolement acoustique et thermique.
 Anti-skid, acoustic and thermal isolation.

goma sintética estriada caoutchouc synthétique strié synthetic rubber striated

resistencia / résistance / resistance

moderado / modéré / moderate

ácidos y bases diluidas, y ozono
 acides et bases diluées, et ozone
 acids and diluted bases, and ozone

no adecuado / no adéquat / unsuitable

ácidos y bases concentradas, aceites e hidrocarburos, disolventes orgánicos
 acides et bases rassemblées, huiles et hydrocarbures, solvants organiques
 acids and concentrated bases, oils and hydrocarbons, organic solvents



PIRELLI 14
 PIRELLI 24

PIRELLI PIRELLI PIRELLI

e 3 mm

KG 70 Kg/cm²

Antideslizante, aislamiento acústico y térmico. Fácil limpieza.
 Antidérapant, au isolement acoustique et thermique. Nettoyage facile.
 Anti-skid, acoustic and thermal isolation. Easy cleaning.

goma sintética Pirelli caoutchouc synthétique Pirelli Pirelli smoth upper surface

resistencia / résistance / resistance

moderado / modéré / moderate

grasas y aceites e hidrocarburos, ácidos y álcalis diluidos
 graisses, huiles et hydrocarbures, acides et alcalins diluées
 fats, oils and hydrocarbons, acids and alkalies bases

no adecuado / no adéquat / unsuitable

trabajos eléctricos (debería ser una petición especial)
 travaux d'électricité (doit faire l'objet d'une demande spéciale)
 electrical work (should be a special request)



NBR NITRILO NBR NITRILE NBR NITRILE

e 3 mm

KG 40 Kg/cm²

Para industria automovilística y aeronáutica. Propiedades antiestáticas.
 Pour l'industrie automobile et aéronautique. Propriétés antistatiques.
 For the automotive and aeronautical industries. Antistatic properties.

goma nitrilo caoutchouc nitrile nitrile rubber

resistencia / résistance / resistance

moderado / modéré / moderate

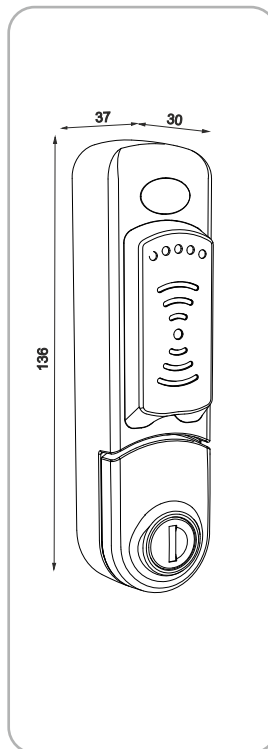
aceites, ácidos y bases diluidas, productos químicos, UV y ozono
 huiles, acides et bases diluées, produits chimiques, UV et ozone
 oils, acids and diluted bases, chemical products, UV and ozone

no adecuado / no adéquat / unsuitable

ácidos y bases concentradas
 acides et bases rassemblées
 acids and concentrated bases

SERIE CE P 1 CIERRE ELECTRONICO RFID VERROU ELÉCTRONIQUE RFID/RFID ELECTRONIC LOCKING

Cierre electrónico para armarios con puertas.
Verrou électronique pour armoires à portes.
Electronic door locking for doors cabinets.



· Medidas.
· Dimensions.
· Measures.



· Tarjetas usuario abrir/cerrar.
· Cartes utilisateur pour ouvrir/fermer.
· Cards for opening/closing doors.



· Indicadores LED.
· Indicateurs LED.
· LED display.

CARACTERÍSTICAS TÉCNICAS CARACTÉRISTIQUES TECHNIQUES / FEATURES

FR

- 2u. Piles AA.
- Touche de déverrouillage d'urgence.
- Compatible avec la plupart des standards sans fil, et compris RFID et NFC.
- Mise à niveau simple vers des installations existantes.

EN

- 2u. AA batteries.
- Emergency override key.
- Compatible with most wireless standars including RFID and NFC.
- Simple upgrade to existing installations.

Agent E RFID / NFC version:

ES

- 2u. Pilas AA.
- Tecla de anulación de emergencia.
- Compatible con la mayoría de los estándares inalámbricos, incluyendo RFID y NFC.
- Fácil actualización a las instalaciones existentes.



Cierre electrónico para puertas.
Verrou électronique pour portes.
Electronic door locking for doors.

CIERRES / VERROUILLAGES / LOCKINGS



110 CI



111 CI



114 CI
154 3



115-119 CI



118 CI



132 CI



133 CI
129



160 CI



156 CC



156 CCN



157-158-159 CI



155 CI

SERIE CE A 1 T

Tarjeta para cierre electrónico de armarios.
Carte pour fermetures électroniques d'armoires.
Card for electronic closing of cabinets.



SERIE CE T 1 T

Tarjeta para cierre electrónico de taquillas.
Carte pour fermetures électroniques d'armoires vestiaire.
Card for electronic closing of cloakroom wardrobes.



SERIE SOPORTE BG

Juego de 4 soportes para bandeja graduable.
Jeux de 4 supports pour étagère réglable.
4 supports set for adjustable shelf.



SERIE FIJACION 141

Fijación para soportes.
Fixation pour supports.
Supports fixation.



Estabilidad de sujeción de los ganchos.
Stabilité de fixation des crochets.
Stability of subjection of the hooks.

SERIE LL BRUTO

Llave en bruto.
Clé brut.
Gross key.



LL BRUTO 1



LL BRUTO 2



Especificar la SERIE.
Spécifier la SERIE.
To specify the SERIES.

SERIE LL MAESTRA

Llave maestra.
Passe-portout.
Master key.




Especificar la SERIE.
Spécifier la SERIE.
To specify the SERIES.



Para todos los cierres excepto: serie 110, serie 111 y serie 118 P.
Pour tous les verrouillages sauf: série 110, série 111 et série 118 P.
For all the lockings except for: serie 110, serie 111 and serie 118 P.


GUIAS / GLISSIERES / SLIDES

100 GS




- Guía Simple 100kg / Apertura 90%.
- Glissière Simple 100kg / Ouverture 90%.
- Simple Slide 100kg / 90% opening.

100 GT




- Guía Telescópica 100kg / Apertura 100%.
- Glissière Télescopique 100kg / Ouverture 100%.
- Telescopic Slide 100kg / 100% opening.

50 GT



- Guía Telescópica 50kg / Apertura 100%.
- Glissière Télescopique 50kg / Ouverture 100%.
- Telescopic Slide 50kg / 100% opening.

200 GT



- Guía Telescópica 200kg / Apertura 100%.
- Glissière Télescopique 200kg / Ouverture 100%.
- Telescopic Slide 200kg / 100% opening.

RUEDAS / ROUES / WHEELS

Ø = 100 mm



154

Ø = 150 mm



112 R

450



Ø = 100 mm



116/117
147/134

Ø = 75 mm



139

Ø = 75 mm



140/146

Ø = 150 mm



122 M

Ø = 100 mm



115/119/135
122/123

Ø = 100 mm



154 M/105

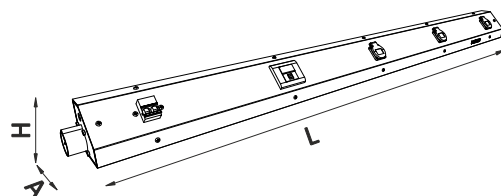

Ø = 100 mm



103/104/121 R

SERIE RE

Regleta eléctrica para bancos de trabajo serie 112.
Rampe d'alimentation pour établis serie 112.
Power strip for serie 112 workbenches.



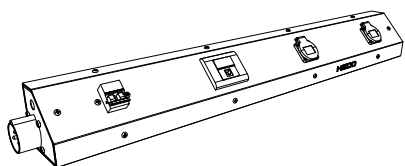
		L x A x H (mm)
112 RE 10	7 Kg	1000x110x110
112 RE 13	8,5 Kg	1300x110x110
112 RE 15	9,5 Kg	1500x110x110
112 RE 18	11 Kg	1800x110x110
112 RE 20	12 Kg	2000x110x110



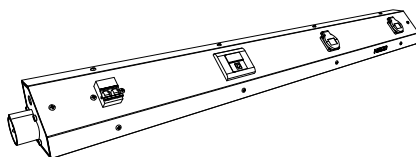
OPCIÓN: A medida (salida de aire, interruptores ... según necesidades específicas del cliente final).
OPTION: Sur mesure (sortie d'air, interrupteurs ... en fonction des besoins spécifiques du client final).
OPTION: Tailor-made (air outlet, switches ... according to specific needs of the end customer).

e 1 mm

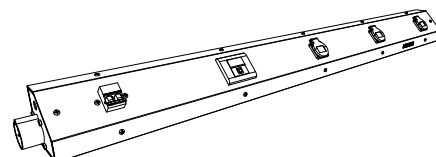
SERIE RE STANDARD



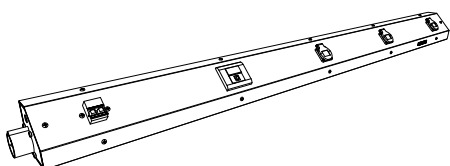
		L x A x H
112 RE 10	7 Kg	1000x110x110
componentes / composants / components		
2	tomas / prises / power outlet	
1	Internet / Internet / Internet	
1	magnetotérmico/ magnéto thermique / thermal magneto	



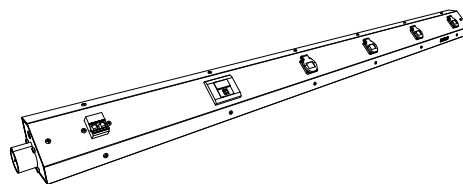
		L x A x H
112 RE 13	8,5 Kg	1300x110x110
componentes / composants / components		
2	tomas / prises / power outlet	
1	Internet / Internet / Internet	
1	magnetotérmico/ magnéto thermique / thermal magneto	



		L x A x H
112 RE 15	9,5 Kg	1500x110x110
componentes / composants / components		
3	tomas / prises / power outlet	
1	Internet / Internet / Internet	
1	magnetotérmico/ magnéto thermique / thermal magneto	




		L x A x H
112 RE 18	11 Kg	1800x110x110
componentes / composants / components		
3	tomas / prises / power outlet	
1	Internet / Internet / Internet	
1	magnetotérmico/ magnéto thermique / thermal magneto	



		L x A x H
112 RE 20	12 Kg	2000x110x110
componentes / composants / components		
4	tomas / prises / power outlet	
1	Internet / Internet / Internet	
1	magnetotérmico/ magnéto thermique / thermal magneto	

CASIERS EN PLASTIC

PLASTIC TRAYS




FR

- Grande variété de mesures et configurations.
- Conception robuste et résistante.
- Composition modulaires selon série..
- Ergonomique.

EN

- Wide range of sizes and configurations.
- Strong and resistant design.
- Modular compositions depending on series.
- Ergonomical.

CUBETAS DE PLASTICO



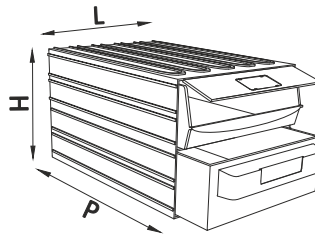

ES

- Gran variedad de medidas y configuraciones.
- Diseño robusto y resistente.
- Composiciones modulares según serie.
- Ergonomía en el uso.



WWW



SERIE V-PUMA ref. 209 / 209 U


V-PUMA 209 U

V-PUMA 209

	L (mm)	H (mm)	P (mm)		color couleur color	
V-PUMA 209	290	118	410	4u.		
V-PUMA 209 U	290	118	410	4u.		



PEDIDO MÍNIMO: 2 unidades.
COMMANDE MINIMALE: 2 unités
MINIMUM ORDER: 2 units.



BAJO PEDIDO: colores OPCIONALES
SOUS ORDRE: couleurs EN OPTION
OPTIONAL colors. UNDER ORDER

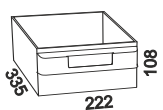
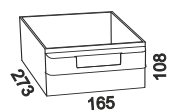
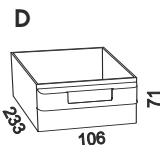
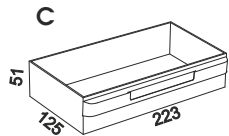
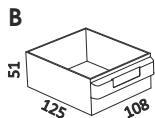
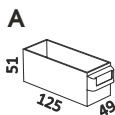
	Li (mm)	Hi (mm)	Pi (mm)
V-PUMA 209	275	106	370
V-PUMA 209 U	248	90	370

Medidas interiores / Mesures intérieurs / Interior measurements




PS (Poliestileno antichoc) / Apilables / Orden en la oficina.
 PS (Polyéthylène antichoc) / Empilables / Ordonner le bureau.
 PS (Shockproof Polyethylene) / Stackable / Tidy office.

SERIE V-PUMA ref. 202 - 208

**CUBETAS
 BACS A BEG
 TRAYS**


V-PUMA 207

V-PUMA 205



		L (mm)	H (mm)	P (mm)	COMPOSICIÓN COMPOSITION COMPOSITION	color couleur color	
V-PUMA 202	14 kg	12	234	175	12u. A		
V-PUMA 203	10,70 kg	12	234	175	6 B		
V-PUMA 204	9,90 kg	12	234	175	3u. C		
V-PUMA 205	11,80 kg	12	234	175	4u.A+2u.B+u.1C		
V-PUMA 206	2,20 kg	1	234	234	6u. D		
V-PUMA 207	3,10 kg	1	252	234	4u. E		
V-PUMA 208	5 kg	1	468	234	4u. F		



BAJO PEDIDO: colores OPCIONALES
SOUS ORDRE: couleurs EN OPTION
OPTIONAL colors. UNDER ORDER

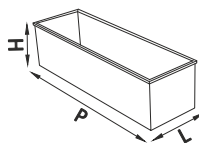
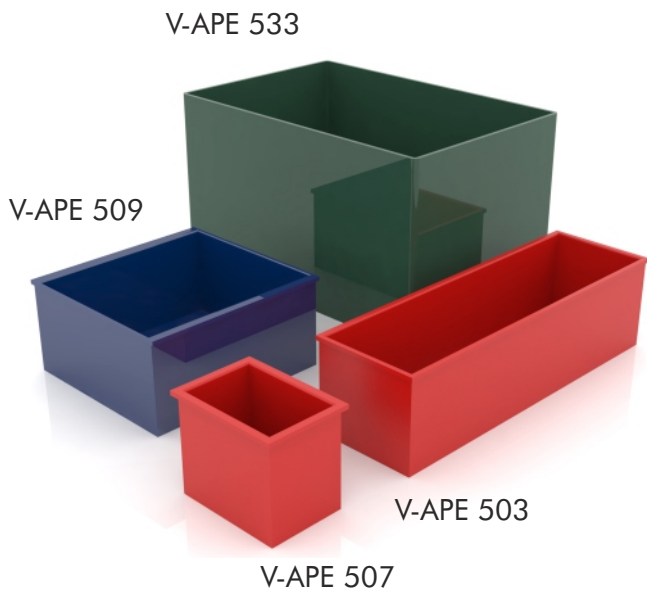
• Accesorios separadores negro: V-APE 531/532/533
 • Accessoires séparateurs noir: V-APE 531/532/533
 • Black separator accessories: V-APE 531/532/533



PS (Poliestileno antichoc) / Apilables / Ensamblables.
 PS (Polyéthylène antichoc) / Empilables / Assemblables.
 PS (Shockproof Polyethylene) / Stackable / Assemblable.

SERIE V-APE

ref. 501-533



		L (mm)	H (mm)	P (mm)	color couleur color
V-APE 501	0,014 kg	50	45	55	●
V-APE 502	0,022 kg	110	45	50	●
V-APE 503	0,034 kg	165	45	50	●
V-APE 504	0,036 kg	110	45	100	●
V-APE 505	0,009 kg	50,5	32	50,5	●
V-APE 506	0,014 kg	101	32	50,5	●
V-APE 507	0,017 kg	50,5	63	50,5	●
V-APE 508	0,028 kg	101	63	50,5	●
V-APE 509	0,045 kg	101	63	101	●
V-APE 510	0,059 kg	152	63	101	●
V-APE 511	0,092 kg	202	63	101	●
V-APE 512	0,148 kg	304	63	101	●
V-APE 513	0,230 kg	304	63	202	●
V-APE 531	0,077 kg	81	95	135	●
V-APE 532	0,071 kg	110	95	83	●
V-APE 533	0,106 kg	110	95	166	●
V-APE Bandeja	0,374 kg	412	34	310	●



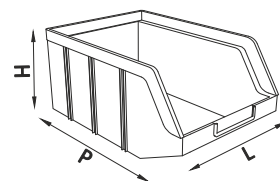

PS (Poliestileno antichoque).
PS (Polyéthylène antichoc).
PS (Shockproof Polyethylene).





Para organización: V-LINCE.
Pour l'organisation: V-LINCE.
Organisation for: V-LINCE.

SERIE V-BLOCK

ref. 2 - 5



				L (mm)	H (mm)	P (mm)	color couleur color
V-BLOCK 2	5,30 kg	1,0 l	48	105	75	162	●
V-BLOCK 3	10,60 kg	3,3 l	38	147	128	236	●
V-BLOCK 4	14,70 kg	9,2 l	24	209	165	346	●
V-BLOCK 5	15,90 kg	23,5 l	12	303	190	490	●

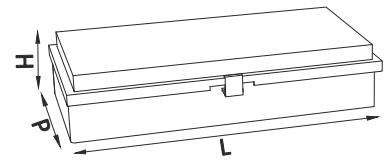


Accesorios separadores: V-BLOCK 5 SEP.
Accessoires séparateurs: V-BLOCK 5 SEP.
Separator accessories: V-BLOCK 5 SEP.



PS (Poliestileno antichoque) / Apilables / Ensemblables.
PS (Polyéthylène antichoc) / Empilables / Assemblables.
PS (Shockproof Polyethylene) / Stackable / Assemblable.

SERIE V-LINCE ref. 301 - 302 - 320 - 321 - 330 - 331



			L (mm)	H (mm)	P (mm)	color couleur color	
V-LINCE 301	3,08 kg	12	245	55	180		
V-LINCE 301 1	4,60 kg	12	245	55	180		
V-LINCE 302	3,80 kg	8	323	55	253		
V-LINCE 302 1	6,10 kg	8	323	55	253		
V-LINCE 320 66	7,40 kg	6	440	66	330		
V-LINCE 321 66	11,20 kg	6	440	66	330		
V-LINCE 330 100	5,85 kg	4	440	100	330		
V-LINCE 331 100	13,5 kg	4	440	100	330		



BAJO PEDIDO: colores OPCIONALES
SOUS ORDRE: couleurs EN OPTION
OPTIONAL colors. UNDER ORDER


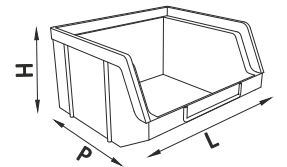


Accesorios separadores: V-APE.
 Accessoires séparateurs: V-APE.
 Separator accessories: V-APE.




PEHD (Poliestireno alta densidad) / Varias configuraciones.
 PEHD (Polystyrène haute densité) / Diverses configurations.
 PEHD (High density Polystyrene) / Different configurations.

SERIE V-BULL ref. 1 - 7



V-BULL 6 D



V-BULL 7 D

				L (mm)	H (mm)	P (mm)	color couleur color	
V-BULL 1	2,3 kg	0,4 l	50	105	54	88		
V-BULL 2	5,3 kg	1,2 l	48	105	82	167		
V-BULL 3	8,6 kg	3,5 l	38	144	123	237		
V-BULL 4	15,3 kg	9,1 l	24	205	164	345		
V-BULL 4 D	7,3 kg	18,2 l	8	406	164	345		
V-BULL 5	14,8 kg	22,5 l	12	298	189	485		
V-BULL 6	7 kg	45 l	4	372	250	600		
V-BULL 6 D	8 kg	45 l	4	372	250	600		
V-BULL 7	11 kg	72 l	4	442	300	700		
V-BULL 7 D	12 kg	75 l	4	442	300	700		



BAJO PEDIDO: colores OPCIONALES
SOUS ORDRE: couleurs EN OPTION
OPTIONAL colors. UNDER ORDER



Accesorios separadores: V-BULL 4 D SEP / V-BULL 5 SEP.
 Accessoires séparateurs: V-BULL 4 D SEP / V-BULL 5 SEP.
 Separator accessories: V-BULL 4 D SEP / V-BULL 5 SEP.




•Montaje V-BULL en V-640 H / V-640 / V-940 / V-CONT H.
 •Montage V-BULL dans V-640 H / V-640 / V-940 / V-CONT H.
 •V-BULL to be assembled in V-640 H / V-640 / V-940 / V-CONT H.



PE (Polietileno) / Apilables. / Ver series C: 157, 158, 159, 145, 110, V-CONT.
 PE (Polyéthylène) / Empilables / Voir série C: 157, 158, 159, 145, 110, V-CONT.
 PE (Polyethylene) / Stackable / See 157, 158, 159, 145, 110, V-CONT series.

SERIE V-FOX

ref. 101 - 105



CUBETAS	BACS A BEG	TRAYS
V-FOX 101	V-FOX 102	V-FOX 103
V-FOX 104	V-FOX 105	

		L (mm)	H (mm)	P (mm)	cubetas bacs à bec trays	color couleur color		
V-FOX 101	0,65 kg	0,12 l	600	76	68	9u.		
V-FOX 102	1,08 kg	0,42 l	600	112	94	6u.		
V-FOX 103	1,90 kg	1,2 l	600	164	135	5u.		
V-FOX 104	2,80 kg	2,8 l	600	206	177	4u.		
V-FOX 105	3,60 kg	4,5 l	600	240	214	3u.		
V-FOX B	varilla seguridad / tringle sécurité / safety bar							

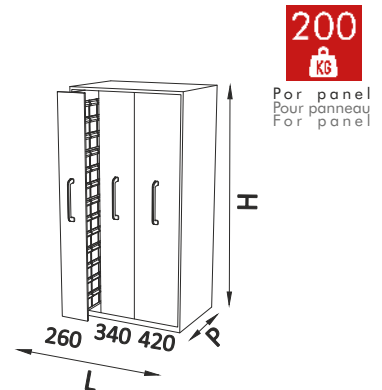
PS (Poliestileno antichoque) / Apilables.
PS (Polyéthylène antichoc) / Empilables.
PS (Shockproof polyéthylène) / Stackable.

Montaje V-FOX en V-420 H (armario) y V-401 / V-402 (paneles).
Montage V-FOX dans V-420 H (armoire) et V-401 / V-402 (panneaux).
V-FOX to be assembled in V-420 H (cabinet) and V-401 / V-402 (panels).

SERIE V-460



V-460



Se sirven desmontados.
Servi démontés.
Delivered disassembled.

	L (mm)	H (mm)	P (mm)	cubetas bacs à bec trays	color couleur color	
V-460 STANDARD	367 kg	1100	2125	745	426u.	
V-460 1V	352 kg	1100	2125	745	564u.	
V-460 2V	360 kg	1100	2125	745	462u.	

V-460 STANDARD

	cubetas bacs à bec trays
	2u. V-FOX 101 18
	34u. V-FOX 102 204
	24u. V-FOX 103 120
	2u. V-FOX 102 12
	18u. V-FOX 104 72
TOTAL	426u.


V-460 V1

	cubetas bacs à bec trays
	2u. V-FOX 101 18
	34u. V-FOX 102 204
	2u. V-FOX 101 18
	34u. V-FOX 102 204
	24u. V-FOX 103 120
TOTAL	564u.

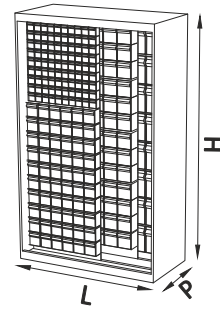
V-460 V2

	cubetas bacs à bec trays
	2u. V-FOX 101 18
	34u. V-FOX 102 204
	24u. V-FOX 103 120
	24u. V-FOX 103 120
TOTAL	462u.

SERIE V-450



V-450 / V-451
V-452 / V-449



150
KG

For panel
Pour panneau
For panel

RAL 7038

		L (mm)	H (mm)	P (mm)	cubetas bacs à béc trays	color couleur color
V-449 STANDARD	170 kg	1280	2125	420	231u.	
V-449 1V	180 kg	1280	2125	420	144u.	
V-449 2V	184 kg	1280	2125	420	108u.	
V-450 STANDARD	227 kg	1280	2125	605	255u.	
V-450 1V	216 kg	1280	2125	605	342u.	
V-450 2V	209 kg	1280	2125	605	444u.	
V-450 3V	224 kg	1280	2125	605	306u.	
V-450 4V	230 kg	1280	2125	605	237u.	
V-450 5V	236 kg	1280	2125	605	201u.	
V-451 STANDARD	248 kg	1280	2125	605	248u.	
V-451 1V	244 kg	1280	2125	605	244u.	
V-451 2V	254 kg	1280	2125	605	254u.	
V-452 STANDARD	289 kg	1280	2125	820	210u.	
V-452 1V	276 kg	1280	2125	820	315u.	
V-452 2V	285 kg	1280	2125	820	264u.	


GT

Guías Telescópicas (100%)
Glissières Télécopiques (100%)
Telescopic Slides (100%)




Se sirven desmontados.
Servi démontés.
Delivered disassembled.

V-449 STANDARD




	cubetas bacs à béc trays
24u. V-FOX 103	120
1u. V-FOX 101	9
17u. V-FOX 102	102
TOTAL	231u.

V-449 1V




	cubetas bacs à béc trays
2u. V-FOX 102	12
18u. V-FOX 104	72
12u. V-FOX 103	60
TOTAL	144u.

V-449 2V




	cubetas bacs à béc trays
16u. V-FOX 105	48
12u. V-FOX 103	60
TOTAL	108u.

V-450 STANDARD




	cubetas bacs à béc trays
2u. V-FOX 102	12
18u. V-FOX 104	72
12u. V-FOX 103	60
1u. V-FOX 101	9
17u. V-FOX 102	102
TOTAL	255u.

V-450 1V



	cubetas bacs à béc trays
24u. V-FOX 103	120
1u. V-FOX 101	9
17u. V-FOX 103	102
1u. V-FOX 101	9
17u. V-FOX 102	102
TOTAL	342u.

V-450 2V




	cubetas bacs à béc trays
2u. V-FOX 101	18
34u. V-FOX 102	204
1u. V-FOX 101	9
17u. V-FOX 102	102
1u. V-FOX 101	9
17u. V-FOX 102	102
TOTAL	444u.

SERIE V-460



Por panel
 Pour panneau
 For panel


V-450 3V



cubetas
bacs à béc
trays

2u. V-FOX 102	12
18u. V-FOX 104	72
<hr/>	
1u. V-FOX 101	9
17u. V-FOX 103	102
<hr/>	
1u. V-FOX 101	9
17u. V-FOX 102	102
TOTAL	306u.


V-450 4V



cubetas
bacs à béc
trays

2u. V-FOX 102	12
18u. V-FOX 104	72
<hr/>	
1u. V-FOX 102	6
9u. V-FOX 104	36
<hr/>	
1u. V-FOX 101	9
17u. V-FOX 102	102
TOTAL	237u.


V-450 5V



cubetas
bacs à béc
trays

16u. V-FOX 105	48
<hr/>	
1u. V-FOX 102	6
9u. V-FOX 103	36
<hr/>	
1u. V-FOX 101	9
17u. V-FOX 102	102
TOTAL	201u.


V-451 STANDARD



cubetas
bacs à béc
trays

24u. V-FOX 103	120
<hr/>	
1u. V-FOX 101	9
17u. V-FOX 102	102
<hr/>	
1u. V-FOX 101	9
17u. V-FOX 102	102
<hr/>	
1u. V-FOX 101	9
17u. V-FOX 102	102
TOTAL	453u.


V-451 1V



cubetas
bacs à béc
trays

2u. V-FOX 101	18
34u. V-FOX 102	204
<hr/>	
1u. V-FOX 101	9
17u. V-FOX 102	102
<hr/>	
1u. V-FOX 101	9
17u. V-FOX 102	102
<hr/>	
1u. V-FOX 101	9
17u. V-FOX 102	102
TOTAL	555u.


V-451 2V



cubetas
bacs à béc
trays

2u. V-FOX 102	12
18u. V-FOX 104	72
<hr/>	
1u. V-FOX 101	9
17u. V-FOX 102	102
<hr/>	
1u. V-FOX 101	9
17u. V-FOX 102	102
<hr/>	
1u. V-FOX 101	9
17u. V-FOX 102	102
TOTAL	417u.


V-452 STANDARD



cubetas
bacs à béc
trays

16u. V-FOX 105	48
<hr/>	
1u. V-FOX 102	6
9u. V-FOX 104	36
<hr/>	
12u. V-FOX 103	60
<hr/>	
12u. V-FOX 103	60
TOTAL	210u.


V-452 1V



cubetas
bacs à béc
trays

2u. V-FOX 102	12
18u. V-FOX 104	72
<hr/>	
12u. V-FOX 103	60
<hr/>	
12u. V-FOX 103	60
<hr/>	
1u. V-FOX 101	9
17u. V-FOX 103	102
TOTAL	315u.

V-452 2V



cubetas
bacs à béc
trays

16u. V-FOX 105	48
<hr/>	
1u. V-FOX 102	6
9u. V-FOX 104	36
<hr/>	
12u. V-FOX 103	60
<hr/>	
1u. V-FOX 101	9
17u. V-FOX 103	102
TOTAL	261u.



FR

- Processus.
- Divisions des tiroirs.
- Couleur standard et couleurs en option.
- Symbologie.
- Des dessins courants.
- Produits sur mesure.

EN

- Process.
- Drawers divisors.
- Standard colour and optional colours.
- Simbology.
- Current designs.
- Customized.

INFORMACIÓN ADICIONAL



ES

- Proceso.
- Divisiones de cajones.
- Color standard y colores opcionales
- Simbología.
- Diseños en curso.
- Productos a medida.

STANDAR

COLOR ESTANDARD COULEUR STANDARD / STANDAR COLOUR



AZUL MARTELE



*Colores corporativos o personalizados bajo pedido (RAL).
 *Teintes corporatives ou personnalisés sur demande (RAL).
 *Corporate or customized colours, upon request (RAL).

OPTION

EJEMPLOS DE COLORES EXEMPLE DE TEINTES / EXEMPLES OF COLOURS



RAL 7016



RAL 5010



RAL 3020



RAL 7035



RAL 2009



Pistacho



RAL 5012



MARTELE /
RAL 7016



RAL 5010 /
RAL 7016



RAL 3020 /
RAL 7016



RAL 7035 /
RAL 7016



RAL 2009 /
RAL 7016



Pistacho /
RAL 7016



RAL 5012 /
RAL 7035



*Para colores no estándar hay coste adicional.
 *Pour couleurs non standard coût additionnel de peinture.
 *Additional costs for non-standard colours.

SYMBOLS SIMBOLOGIA SYMBOLOGIE / SYMBOLOGY



Para más información, ver PAG. X
 Pour plus d'information, voir PAGE. X
 For further information, see PAGE. X



Información adicional en web
 Information additionnelle sur web
 For additional information see our website



Atención, importante
 Attention, important
 Important information



Información útil
 Information utile
 Useful information



Cierre con llave (incluido)
 Fermeture avec clé (inclus)
 Key locking (include)



Cierre con candado (no incluido)
 Fermeture a cadenas (cadenas non inclus)
 Padlock locking (not include)



Cierre electrónico (no incluido)
 Verrou électronique (non inclus)
 Electronic locking (not include)



Rueda giratoria
 Roue giratoire
 Rotating wheel



Kit electrico
 Kit électrique
 Electric kit



Espesor
 Épaisseur
 Density



Volumen
 Volume
 Volum



Se entrega desmontado
 Livraison démonté
 Supplied disassembled



Carga máxima repartida > 200Kg
 Charge maximum répartie > 200 Kg
 Distributed maximum load > 200 Kg



Carga máxima repartida > 100Kg
 Charge maximum répartie > 100 Kg
 Distributed maximum load > 100 Kg



Carga máxima repartida > 50Kg
 Charge maximum répartie > 50 Kg
 Distributed maximum load > 50 Kg



Carga máxima repartida X Kg
 Charge maximum répartie X Kg
 Distributed maximum load X Kg



Guías Telescópicas (apertura total)
 Glissières Télèscopiques (ouverture totale)
 Telescopic Slides (total opening)



Guías Simples (apertura parcial)
 Glissières Simples (ouverture partielle)
 Simple Slides (partial opening)



Color opcional
 Couleur sur demande
 Choice of colours



Rueda giratoria con freno
 Roue giratoire avec frein
 Rotating wheel with brake



Wifi
 Wifi
 Wifi



Unidad de embalaje
 Unité d'emballage
 Packing unit



Metro cuadrado
 Mètre carré
 Square meter

www.heco.es



Cajas de herramienta y arcones
 Caisse à outils et coffres
 Metallic toolboxes and storage boxes

Armarios con cajones, puertas y para vestuario
 Armoires à tiroirs, portes et vestiaire
 Cabinet of drawers, cabinets and lockers

Armarios y paneles murales, armarios PC y sin puertas
 Armoires et panneaux mureaux, informatiques et sans portes
 Wall-hung cabinets and panels, PC workstations and without doors


Carros de trabajo o taller y paneles móviles
 Dessert, servant et panneaux mobile
 Workshop trolleys and mobile panels

Bancos de trabajo y oficinas personalizadas
 Établis de travail et poste de travail personnalisée
 Workbenches and personalized workstations

Armarios para almacenaje específico
 Armoires spécifique
 Cabinets for specific storage

Soluciones modulares
 Solutions modulables
 Modular solutions

Accesorios, componentes y cubetas
 Accessoires, composants et bac à becs
 Accesories, components and trays



Ctra. N-IIa, km 4,3
 E-17600, Figueras
 T / +34 972 503 055
 F / +34 972 678 202

www.heco.es
info@heco.es